

當日市場：銀行股再度良好

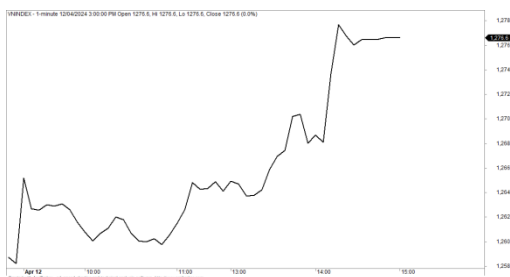
2024/04/15

市場走勢

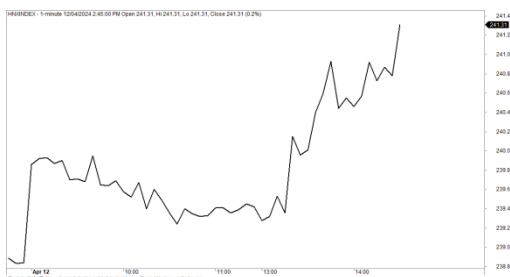
市場指數	VNI	HNI	UPCOM
收盤	1,276.60	241.34	91.21
%日	1.46%	0.95%	0.32%
%週	1.71%	0.69%	0.62%
%月	2.54%	3.12%	0.48%
%年	19.37%	13.87%	15.24%
<b>成交值(Bil.VND)</b>			
當日	24,042	1,671	654
日均量/週	18,969	1,750	639
日均量/月	25,196	2,321	712
<b>外資進出</b>			
買進	7,127.23	40.99	19.69
賣出	7,855.76	28.23	32.61
買賣超	-728.53	12.76	-12.92
<b>市場漲跌家數</b>			
上漲	229	100	236
下跌	97	65	167
持平	93	160	500
<b>市場指標</b>			
P/E	14.89	20.02	20.63
總市值 (兆盾)	5,180	324	1,238
股息殖利率	3.08%	5.38%	4.77%

資料源: Bloomberg - YSVN

VNINDEX



HNIINDEX



市場走勢

美國股市出現積極復甦階段，幫助越南股市指數開盤時同步小幅復甦。市場再次小幅下跌，但快速再次上漲並收於高點。其中，VN-Index 收漲 1.46%至 1,276.6 點，HNX-Index 上漲 0.95%，Upcom-Index 上漲 0.32%。3 大市場的交易額再次有所改善，並達到 26 兆 3,670 億越南盾。

銀行股是焦點，因為 LPB 漲停，而 MBB、CTG、ACB、TCB、VIB 上漲超過 3%。此外，在行業情勢好轉的背景下，VJC (5.94%) 大幅上漲，並收於 10 兆 7,000 越南盾/股。漲幅在 VN30-Index 和大盤中均占主導地位。在跌幅方面，MWG (-0.57%) 反轉小幅下跌。

大型股在銀行股的幫助下更為積極。中型股也上漲，如 BMP、DCL、QCG、TDM 或 HVN、SVC 等均上漲超過 6%。

外資處於買賣交替的走勢，他們在 3 大市場賣超近 7,300 億越南盾，其中 VHM (2,480 億)、MSN (850 億)、HSG (610 億) 被拋售最多的股票。相反，SBT (640 億)、ASM (400 億)、SCS (400 億) 在買超方面領先。

市場短期觀點

我們認為市場可能會快速在本周的首個交易日再次下跌，VN-Index 在未來的幾個交易日可能會在 20 日均線附近波動（即 1,270 點）。同時，短期風險仍較高，我們仍評估市場仍處於技術性復甦階段，此外，短期情緒指標上漲，顯示投資者的悲觀情緒有所走弱。

大盤的短期走勢仍維持下跌。因此，我們建議短期投資者可以繼續持有低比例的股票，並在現階段不宜買進新股，或僅應以低比例買進新股。

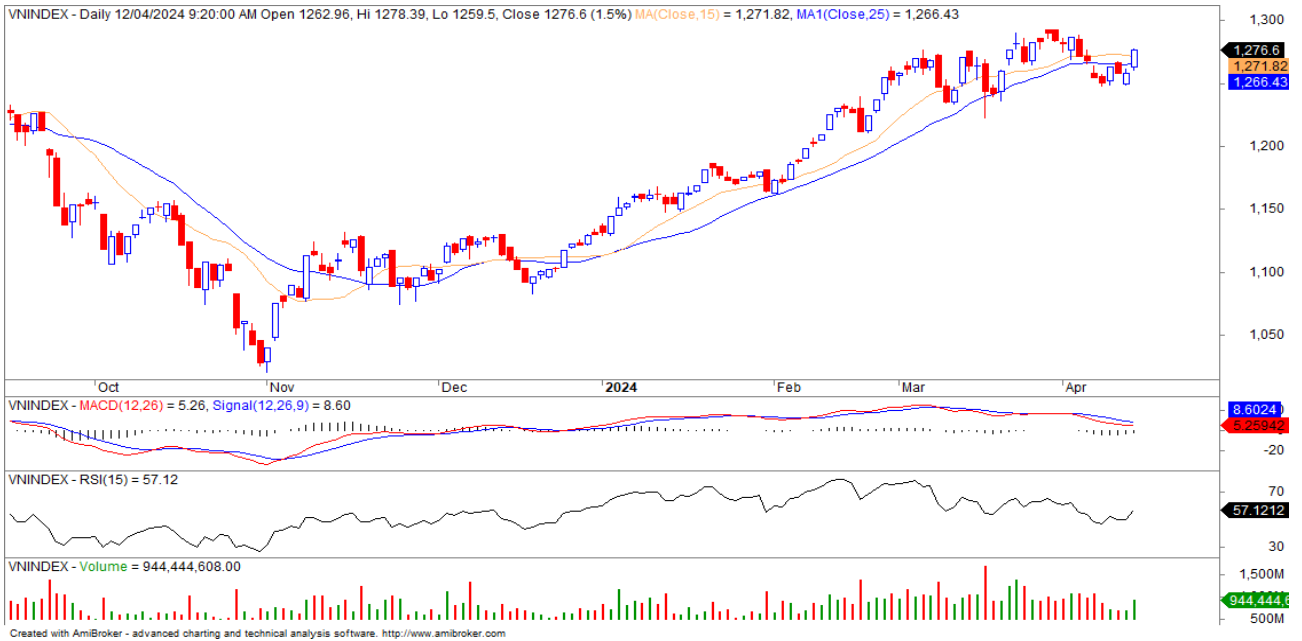
根據周線圖來看，VN-Index 比前一周收盤上漲 1.7%。同時，市場有進入中期調整階段的跡象，因此市場在未來的幾個交易周仍可能會出現調整階段，投資者應在上漲周內限制買進。另外，大盤的中期走勢仍維持上漲。

因此，我們建議中期投資者可以繼續在投資組合中持有高比例的股票，並可以等待市場的更多調整機會以累積股票。

請在 <https://ysradar.yuanta.com.vn/> 查看有關股票的信號。

We Create Fortune

技術分析圖



指數技術分析圖 VN-Index



指數技術分析圖 HNX-Index

指數	短期趨勢	中期趨勢	阻力區 1	阻力區 2	支撐區 1	支撐區 2
VN-Index	下跌	上漲	1300	1330	870	800
HNX-Index	下跌	上漲	260	306	189	160
VN30	下跌	上漲	1300	1336	980	960
VNMidcaps	下跌	上漲	1280	1250	963	900
VNSmallcaps	下跌	上漲	1250	1250	804	750

We Create Fortune

胡志明市交易所 (HSX)

	收盤	漲跌%
VNI	1276.6	1.46%
VN30	1284.74	1.73%
VN Mid	1929.86	1.68%
VN Small	1484.38	0.87%

河內交易所 (HSX)

	收盤	漲跌%
HNI	241.34	0.95%
HN30	537.51	1.61%
VNX AllSh	1300.27	1.66%

UPCOM 市場 (UPCoM)

	收盤	漲跌%
UPCoM	91.21	0.32%

外資交易	成交值 (BiL.VND)
買進	7127.23223
賣出	7855.76371
買超/賣超	-728.531478

外資交易	成交值 (BiL.VND)
買進	40.99
賣出	28.23
買超/賣超	12.76

外資交易	成交值 (BiL.VND)
買進	19.69
賣出	32.61
買超/賣超	-12.92

上漲排名/ 股碼	漲跌(VND)	漲跌%
TDM	3150	7.00%
BMP	7800	6.93%
DXV	390	6.87%
LPB	1250	6.83%
QCG	900	6.67%

上漲排名/ 股碼	漲跌(VND)	漲跌%
LAS	900	4.17%
SHS	700	3.48%
DVM	400	3.45%
VC7	400	2.96%
HUT	500	2.73%

上漲排名/ 股碼	漲跌(VND)	漲跌%
DTI	6609512	10.28%
NXT	3294000	8.28%
KGM	12458900	5.61%
DGT	38623000	4.58%
VGI	0	4.26%

下跌排名/ 股碼	漲跌(VND)	漲跌%
PSH	-380	-6.97%
POM	-260	-6.93%
QBS	-90	-6.38%
DRH	-240	-5.17%
HPX	-320	-4.53%

下跌排名/ 股碼	漲跌(VND)	漲跌%
HMR	-2500	-9.88%
TAR	-700	-9.21%
VGP	-2600	-9.06%
AAV	-200	-5.56%
MCO	-1100	-4.60%

下跌排名/ 股碼	漲跌(VND)	漲跌%
AAH	-800	-13.79%
LMH	-265	-12.05%
GGG	-207	-4.50%
VHG	-90	-3.60%
PVX	-69	-3.14%

\*備註：市值>5,000 億盾；成交值>15 億盾

市值排名/ 股碼	BiL.VND
VCB	528,728,033
BID	304,403,277
VHM	193,769,353
CTG	192,782,704
VIC	185,256,403

市值排名/ 股碼	BiL.VND
PVS	20,552,550
IDC	19,271,996
SHS	16,913,660
HUT	16,779,225
THD	13,513,499

市值排名/ 股碼	BiL.VND
ACV	185,069,087
VGI	160,895,860
MCH	96,222,015
BSR	60,611,667
VEA	48,837,386

交易量排名/ 股碼	成交值	30 日均
ACB	215,056,492	19,191,080
MBB	29,691,200	25,634,018
NVL	29,044,700	39,067,772
SHB	28,014,700	23,059,012
CTG	23,915,200	7,951,396

交易量排名/ 股碼	成交值	30 日均
SHS	29,052,672	28,875,372
CEO	6,308,644	15,418,556
PVS	5,495,293	9,238,325
MBS	3,544,810	4,537,824
HUT	2,749,219	5,052,459

交易量排 名/股碼	成交值	30 日均
AAH	24,078,099	1,809,684
BSR	4,704,334	7,328,756
ABB	2,499,514	1,360,717
BCR	2,386,947	1,275,274
VAB	2,151,785	868,479

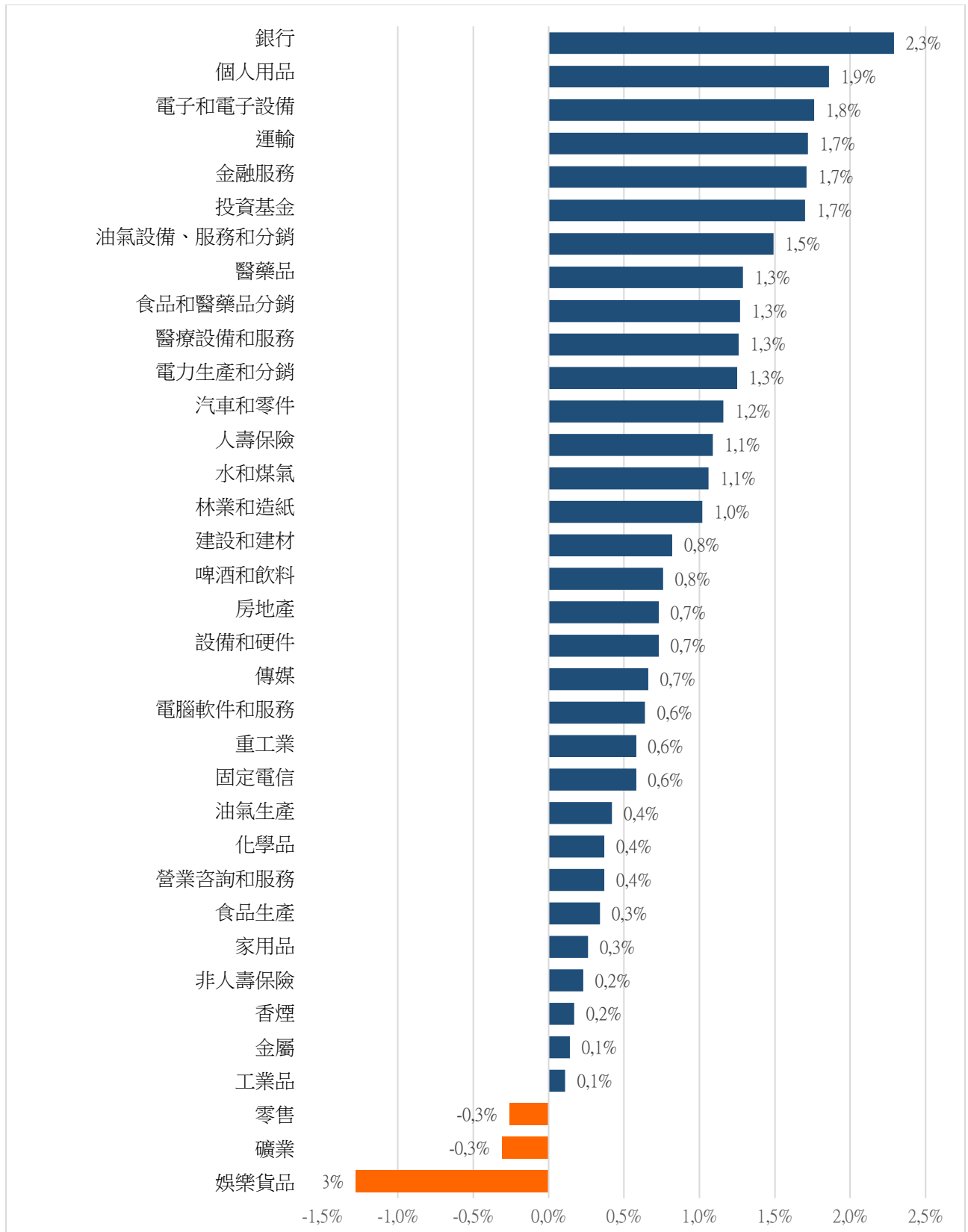
資料源: Bloomberg & Yuanta Research

資料源: Bloomberg & Yuanta Research

資料源: Bloomberg & Yuanta Research

We Create Fortune

### 各行業板塊的交易走勢

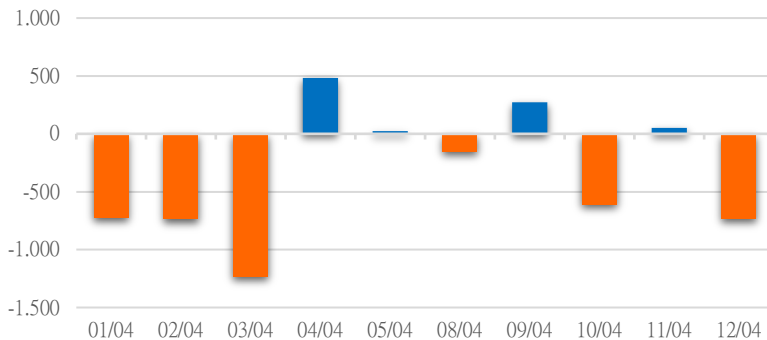


資料源: FinPro - YSVN

We Create Fortune

## 外資買進賣統計

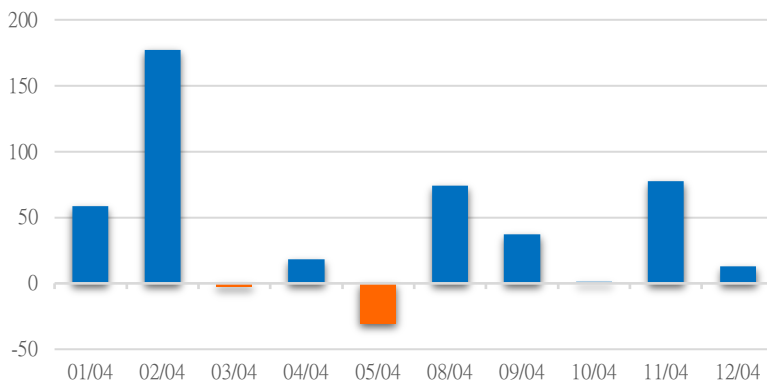
HSX 外資每日買/賣超



證券代碼	買超金額 (Mil.VND)	證券代碼	賣超金額 (Mil.VND)
SBT	64,133	VHM	-247,323
ASM	40,365	MSN	-84,730
SCS	40,087	HSG	-61,453
HPG	27,211	PDR	-60,839
HCM	26,907	VNM	-49,880

HSX 外資買/賣超的前 5 名

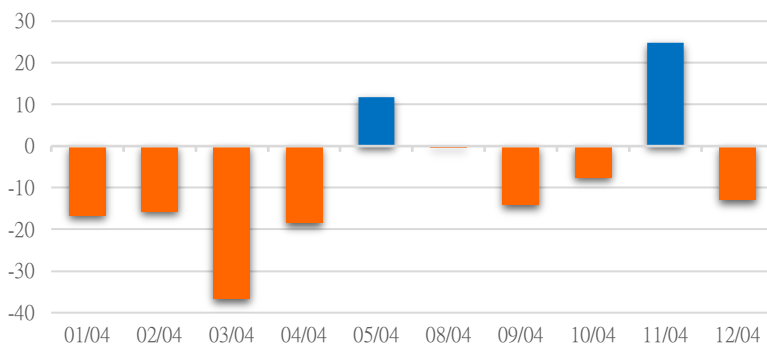
HNX 外資每日買/賣超



證券代碼	買超金額 (Mil.VND)	證券代碼	賣超金額 (Mil.VND)
IDC	25,116	PVS	-12,886
LAS	4,947	BVS	-2,723
SHS	2,673	MBS	-2,239
TNG	1,025	TA9	-1,715
NDN	785	DTD	-1,067

HNX 外資買/賣超的前 5 名

UPCOM 外資每日買/賣超



證券代碼	買超金額 (Mil.VND)	證券代碼	賣超金額 (Mil.VND)
ACV	7,955	BSR	-19,441
DDV	6,161	QNS	-3,755
HPD	344	MCH	-2,725
HWS	76	MPC	-387
VEA	31	CLX	-336

UPCOM 外資買/賣超的前 5 名

源: FiinPro - YSVN



We Create Fortune

### 自營統計

證券代碼	買超金額 (Mil.VND)	證券代碼	賣超金額 (Mil.VND)
MWG	37,869	ASM	39,362
E1VFN30	33,221	PNJ	20,491
VHM	28,296	TCB	16,061
STB	16,767	FPT	14,408
VNM	16,597	MBB	11,770

HSX 自營交易最大前名

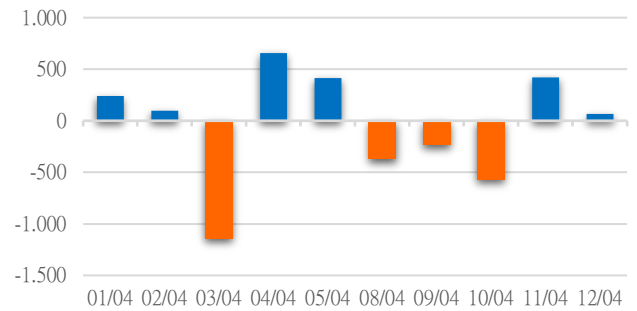
證券代碼	買超金額 (Mil.VND)	證券代碼	賣超金額 (Mil.VND)
PVS	4,209	SHS	130
IDC	492		

HNX 自營交易最大前名

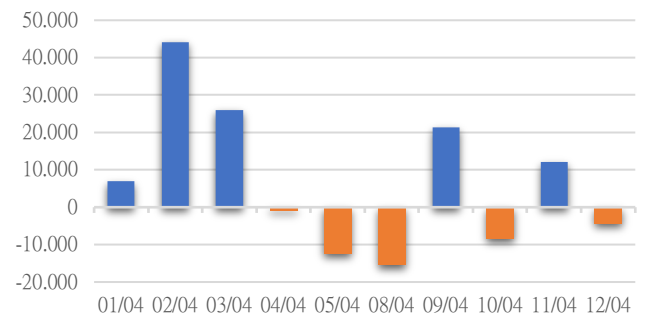
證券代碼	買超金額 (Mil.VND)	證券代碼	賣超金額 (Mil.VND)
BCR	3,931.20	QNS	2,550
BSR	1,083.35	VAB	246
VEA	368.36		
QTP	304.60		

UPCoM 自營交易最大前名

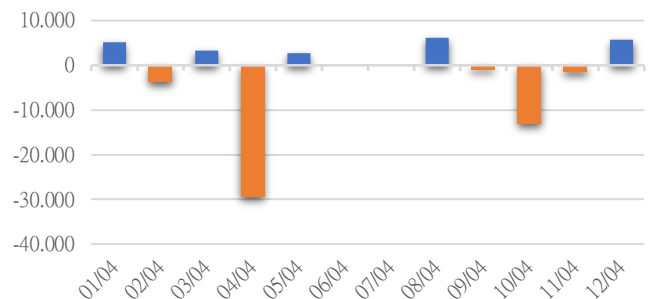
HSX 自營交易每日買/賣超 (BilVND)



HNX 自營交易每日買/賣超 (BilVND)



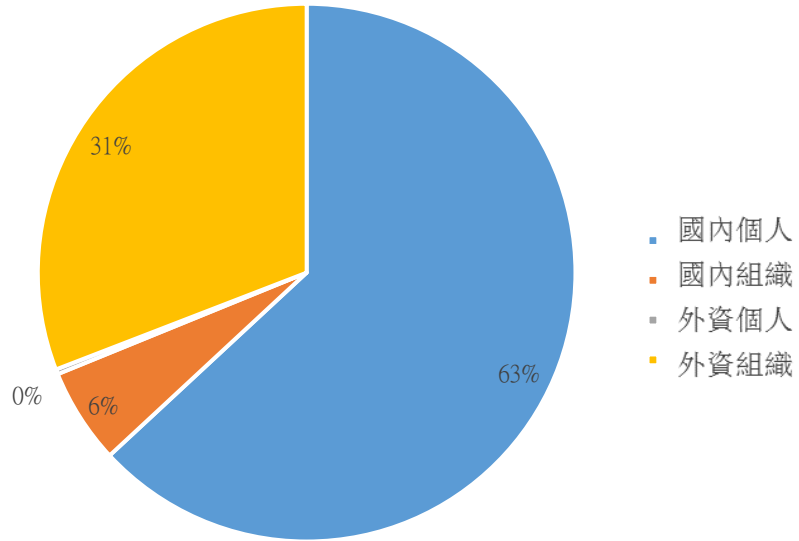
UPCoM 自營交易每日買/賣超 (BilVND)





We Create **Fortune**

### 越南證券市場投資人類別統計

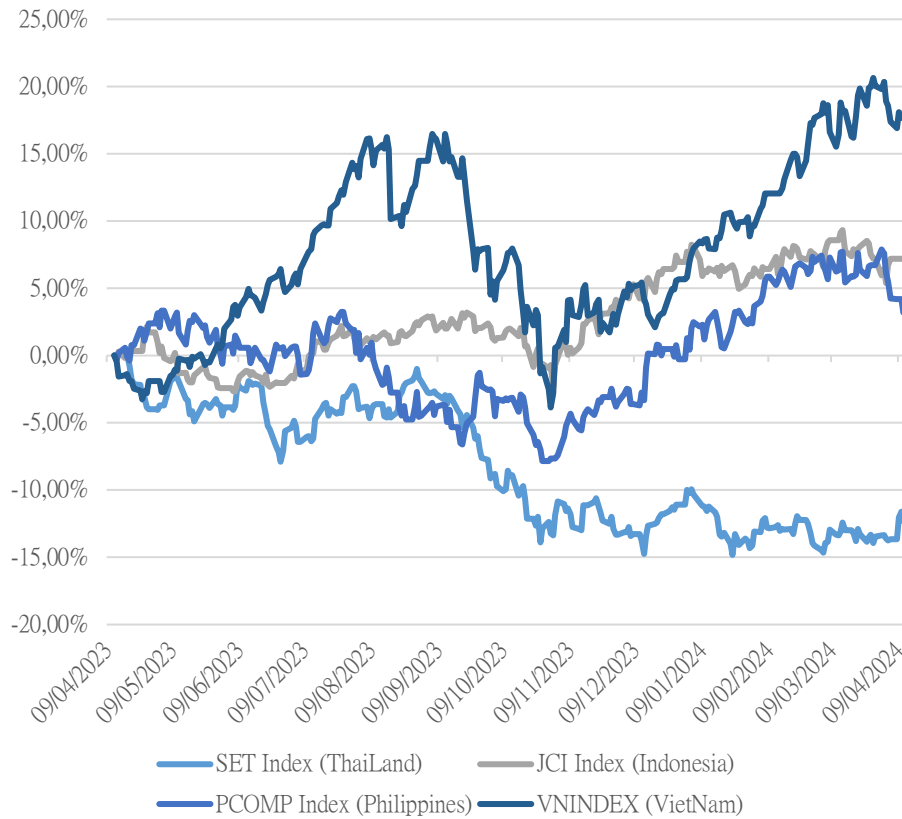


資料源: FiinPro - YSVN



We Create Fortune

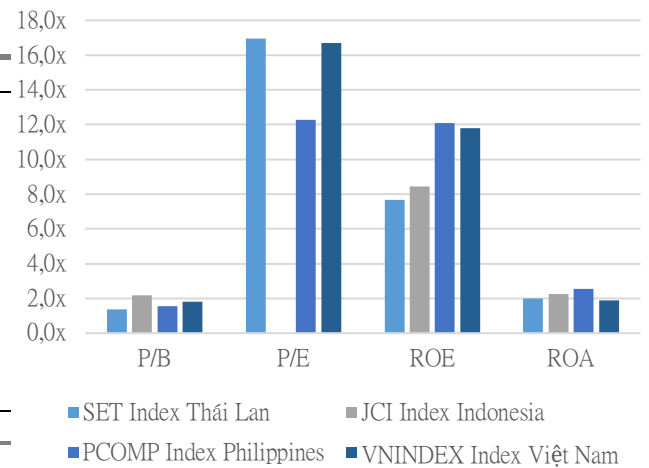
### 東南亞主要市場走勢比較



### 東南亞主要市場數據

		Thailand	Indonesia	Philippines	Vietnam
P/B		1.4x	2.2x	1.5x	1.8x
P/E		16.9x	#N/A N/A	12.3x	16.7x
ROE	%	7.66	8.43	12.09	11.78
ROA	%	1.98	2.26	2.54	1.89
Vốn hóa	Tỷ USD	470.90	751.45	162.03	205.00
GTGD	Triệu USD	1.07	0.47	0.08	0.60
LS cổ tức	%	3.24	3.75	2.63	1.53

源：Bloomberg & YSVN







We Create **Fortune**

## 元大證券（越南）公司

### 個人客戶分析部

**Nguyễn Th ê Minh**  
研究分析經理  
+84 28 3622 6868 ext 3826  
minh.nguyen@yuanta.com.vn

**Lý Thị Hi ền**  
研究分析主管  
+84 28 3622 6868 ext 3908  
hien.ly@yuanta.com.vn

**Quách Đức Khánh**  
研究分析副主管  
+84 28 3622 6868 ext 3833  
khanh.quach@yuanta.com.vn

**Khổng Hữu Hiệp**  
高級分析專員  
+84 28 3622 6868 ext 3912  
hiiep.khong@yuanta.com.vn

**Nguyễn Trịnh Ngọc Hồng**  
高級分析專員  
+84 28 3622 6868 ext 3832  
hong.nguyen@yuanta.com.vn

**Phạm Tấn Phát**  
高級分析專員  
+84 28 3622 6868 ext 3880  
phat.pham@yuanta.com.vn

### 個人客戶業務部

**Phạm Đắc Thành**  
北部營業中心經理  
+84 28 3622 6868 ext 3416  
thanh.pham@yuanta.com.vn

**Võ Thị Thu Thủy**  
平陽分行經理  
+84 28 3622 6868 ext 3505  
thuy.vo@yuanta.com.vn

**Lương Kỳ Ty**  
堤岸分行經理  
+84 28 3622 6868 ext 3653  
ty.luong@yuanta.com.vn

**Bùi Quốc Phong**  
同奈分行經理  
+84 28 3622 6868 ext 3701  
phong.bui@yuanta.com.vn

**Võ Đình Tuấn**  
峴港分行經理  
+84 28 3622 6868 ext 3301  
tuan.vo@yuanta.com.vn

**Nguyễn Việt Quang**  
河內分行經理  
+84 28 3622 6868 ext 3404  
quang.nguyen@yuanta.com.vn

**Đinh Thị Thu Cúc**  
頭頓分行經理  
+84 28 3622 6868 ext 3203  
cuc.dinh@yuanta.com.vn



We Create **Fortune**

## Appendix A: Important Disclosures

### Analyst Certification

Each research analyst primarily responsible for the content of this research report, in whole or in part, certifies that with respect to each security or issuer that the analyst covered in this report: (1) all of the views expressed accurately reflect his or her personal views about those securities or issuers; and (2) no part of his or her compensation was, is, or will be, directly or indirectly, related to the specific recommendations or views expressed by that research analyst in the research report.

### Ratings Definitions

**BUY:** We have a positive outlook on the stock based on our expected absolute or relative return over the investment period. Our thesis is based on our analysis of the company's outlook, financial performance, catalysts, valuation and risk profile. We recommend investors add to their position.

**HOLD-Outperform:** In our view, the stock's fundamentals are relatively more attractive than peers at the current price. Our thesis is based on our analysis of the company's outlook, financial performance, catalysts, valuation and risk profile.

**HOLD-Underperform:** In our view, the stock's fundamentals are relatively less attractive than peers at the current price. Our thesis is based on our analysis of the company's outlook, financial performance, catalysts, valuation and risk profile.

**SELL:** We have a negative outlook on the stock based on our expected absolute or relative return over the investment period. Our thesis is based on our analysis of the company's outlook, financial performance, catalysts, valuation and risk profile. We recommend investors reduce their position.

**Under Review:** We actively follow the company, although our estimates, rating and target price are under review.

**Restricted:** The rating and target price have been suspended temporarily to comply with applicable regulations and/or Yuanta policies.

Note: Yuanta research coverage with a Target Price is based on an investment period of 12 months. Greater China Discovery Series coverage does not have a formal 12 month Target Price and the recommendation is based on an investment period specified by the analyst in the report.

### Global Disclaimer

© 2018 Yuanta. All rights reserved. The information in this report has been compiled from sources we believe to be reliable, but we do not hold ourselves responsible for its completeness or accuracy. It is not an offer to sell or solicitation of an offer to buy any securities. All opinions and estimates included in this report constitute our judgment as of this date and are subject to change without notice.

This report provides general information only. Neither the information nor any opinion expressed herein constitutes an offer or invitation to make an offer to buy or sell securities or other investments. This material is prepared for general circulation to clients and is not intended to provide tailored investment advice and does not take into account the individual financial situation and objectives of any specific person who may receive this report. Investors should seek financial advice regarding the appropriateness of investing in any securities, investments or investment strategies discussed or recommended in this report. The information contained in this report has been compiled from sources believed to be reliable but no representation or warranty, express or implied, is made as to its accuracy, completeness or correctness. This report is not (and should not be construed as) a solicitation to act as securities broker or dealer in any jurisdiction by any person or company that is not legally permitted to carry on such business in that jurisdiction.

Yuanta research is distributed in the United States only to Major U.S. Institutional Investors (as defined in Rule 15a-6 under the Securities Exchange Act of 1934, as amended and SEC staff interpretations thereof). All transactions by a US person in the securities mentioned in this report must be effected through a registered broker-dealer under Section 15 of the Securities Exchange Act of 1934, as amended. Yuanta research is distributed in Taiwan by Yuanta Securities Investment Consulting. Yuanta research is distributed in Hong Kong by Yuanta Securities (Hong Kong) Co. Limited, which is licensed in Hong Kong by the Securities and Futures Commission for regulated activities, including Type 4 regulated activity (advising on securities). In Hong Kong, this research report may not be redistributed, retransmitted or disclosed, in whole or in part or and any form or manner, without the express written