

當日市場：市場下跌但逐漸分化

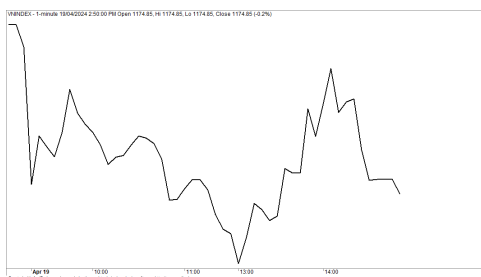
2024/04/22

市場走勢

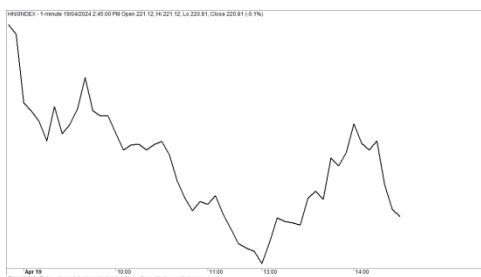
市場指數	VNI	HNI	UPCOM
收盤	1,174.85	220.80	87.16
%日	-1.52%	-2.39%	-1.13%
%週	-7.97%	-8.51%	-4.44%
%月	-5.44%	-6.50%	-3.80%
%年	12.00%	7.26%	11.59%
<b>成交值(Bil.VND)</b>			
當日	23,670	2,598	740
日均量/週	26,640	2,635	800
日均量/月	24,533	2,278	721
<b>外資進出</b>			
買進	3,013.83	119.90	34.00
賣出	2,333.52	163.35	18.69
買賣超	680.31	-43.45	15.30
<b>市場漲跌家數</b>			
上漲	109	73	154
下跌	240	98	159
持平	70	154	590
<b>市場指標</b>			
P/E	13.70	18.42	20.01
總市值 (兆盾)	4,767	299	1,201
股息殖利率	3.18%	5.81%	4.16%

資料源: Bloomberg - YSVN

VNINDEX



HNIINDEX



市場走勢

隨著流動性增加，市場在連續第四個交易日下跌。具體而言，VN-Index 收盤下跌 1.52%，並下跌至 1174.85 點，HNX-Index 下跌 2.39%，Upcom-Index 下跌 1.13%。3 大市場的交易額均達到 27 兆 80 億越南盾。儘管跌幅仍占主導地位，但強勁的拋售力量集中在房地產和證券板塊，其代表為 VIC、BCM、HCM、VIX、DIG、SSI、DXG、KBC、VRE、PDR 大幅下跌 3% 以上，而 CTS、VDS、AGR、BSI 跌停。銀行板塊逐漸分化，如 BID、SHB 小幅上漲，而 HDB、CTG、TPB 也下跌。一些投機股在本周的最後交易日大幅上漲，如 QBS、QCG 或 TCM 漲停，這得益於第一季度的業務業績預期樂觀以及對 SY Vina 項目的預期。

外資在 3 大市場買超 6,560 億越南盾，其中 VNM (940 億)、DIG (920 億)、VND (890 億) 在買超方面領先。相反，MWG (980 億)、SHB (770 億)、VIC (610 億) 被拋售最多的股票。

市場短期觀點

我們認為市場可能會在本周的首個交易日復甦，VN-Index 可能回歸至 100 日均線（即 1,190 點）。同時，技術指標深度跌入超賣區域，尤其是短期情緒指標跌入過度悲觀區域，顯示市場可能會快速在接下來的交易日出現技術性復甦階段。此外，VN-Index 可能在 1,160 - 1,165 點的重要支撐位，因此我們預期短期風險可能會逐漸下跌。

大盤的短期走勢仍維持下跌。因此，我們建議短期投資者在現階段可以限制拋售，並觀察市場走勢。同時，若投資者接受高風險和現金比例較高，可以考慮以低比例的股票支付，以探索短期趨勢。

根據周線圖來看，VN-Index 比前一周收盤下跌 8%。同時，市場出現進入中期調整階段的跡象，因此市場可能在未來的幾個交易周在窄幅波動。此外，大盤的中期趨勢調整至中性。因此，我們建議中期投資者在未來的幾個交易周內可以暫時停止買進。

請在 <https://ysradar.yuanta.com.vn/> 查看有關股票的信號。



We Create Fortune

### 技術分析圖



指數技術分析圖 VN-Index



指數技術分析圖 HNX-Index

指數	短期趨勢	中期趨勢	阻力區 1	阻力區 2	支撐區 1	支撐區 2
VN-Index	下跌	中性	1300	1330	870	800
HNX-Index	下跌	中性	260	306	189	160
VN30	下跌	中性	1300	1336	980	960
VNMidcaps	下跌	中性	1280	1250	963	900
VNSmallcaps	下跌	中性	1250	1250	804	750

We Create Fortune

胡志明市交易所 (HSX)

	收盤	漲跌%
VNI	1174.85	-1.52%
VN30	1194.03	-1.38%
VN Mid	1731.28	-2.33%
VN Small	1357.83	-1.97%

河內交易所 (HSX)

	收盤	漲跌%
HNI	220.8	-2.39%
HN30	467.39	-3.61%
VNX AllSh	1195.08	-1.69%

UPCOM 市場 (UPCoM)

	收盤	漲跌%
UPCoM	87.16	-1.13%

外資交易	成交值 (BiL.VND)
買進	3013.829848
賣出	2333.52412
買超/賣超	680.3057279

外資交易	成交值 (BiL.VND)
買進	119.90
賣出	163.35
買超/賣超	-43.45

外資交易	成交值 (BiL.VND)
買進	34.00
賣出	18.69
買超/賣超	15.30

上漲排名/ 股碼	漲跌(VND)	漲跌%
VFG	4000	6.98%
OGC	390	6.95%
QBS	90	6.87%
PSH	300	6.83%
QCG	1050	6.71%

上漲排名/ 股碼	漲跌(VND)	漲跌%
AAV	300	10.00%
HTP	1100	8.80%
PCH	200	2.06%
IVS	200	1.77%
PVB	300	1.32%

上漲排名/ 股碼	漲跌(VND)	漲跌%
NCG	59873862	9.70%
SEA	0	5.47%
BIG	2447900	3.96%
MCH	348102635	3.73%
VCR	102888500	2.73%

下跌排名/ 股碼	漲跌(VND)	漲跌%
DPG	-3450	-6.93%
FTS	-3900	-6.84%
DCL	-1800	-6.47%
BSI	-3500	-6.14%
NTL	-2450	-5.98%

下跌排名/ 股碼	漲跌(VND)	漲跌%
HMR	-2000	-9.76%
LCD	-2600	-9.74%
NHC	-2500	-7.46%
DVG	-200	-7.41%
PVC	-1000	-6.58%

下跌排名/ 股碼	漲跌(VND)	漲跌%
AAH	-596	-13.86%
SKV	-4228	-9.50%
CST	-1024	-3.91%
BCR	-148	-2.90%
VLB	-699	-2.18%

\*備註：市值>5,000 億盾；成交值>15 億盾

市值排名/ 股碼	BiL.VND
VCB	505,812,759
BID	274,190,967
VHM	182,012,561
CTG	175,598,730
GAS	172,485,163

市值排名/ 股碼	BiL.VND
PVS	18,449,499
IDC	17,984,996
HUT	15,261,955
SHS	15,124,716
THD	13,397,999

市值排名/ 股碼	BiL.VND
ACV	184,964,594
VGI	157,225,024
MCH	99,058,320
BSR	57,787,112
VEA	47,939,118

交易量排名/ 股碼	成交值	30 日均
SHB	32,443,000	28,189,247
VIX	32,305,000	35,433,367
NVL	32,210,900	44,425,833
MBB	31,506,215	29,073,188
DIG	26,638,200	27,733,436

交易量排名/ 股碼	成交值	30 日均
SHS	20,102,153	28,986,869
HUT	8,523,467	5,066,239
CEO	8,027,177	16,047,062
PVS	6,717,721	9,634,534
MBS	4,830,573	4,459,863

交易量排 名/股碼	成交值	30 日均
AAH	17,499,413	4,041,213
BSR	7,564,635	7,829,872
QNC	2,401,102	7,905
ABB	1,708,191	1,655,644
AAS	1,341,999	1,527,634

資料源: Bloomberg & Yuanta Research

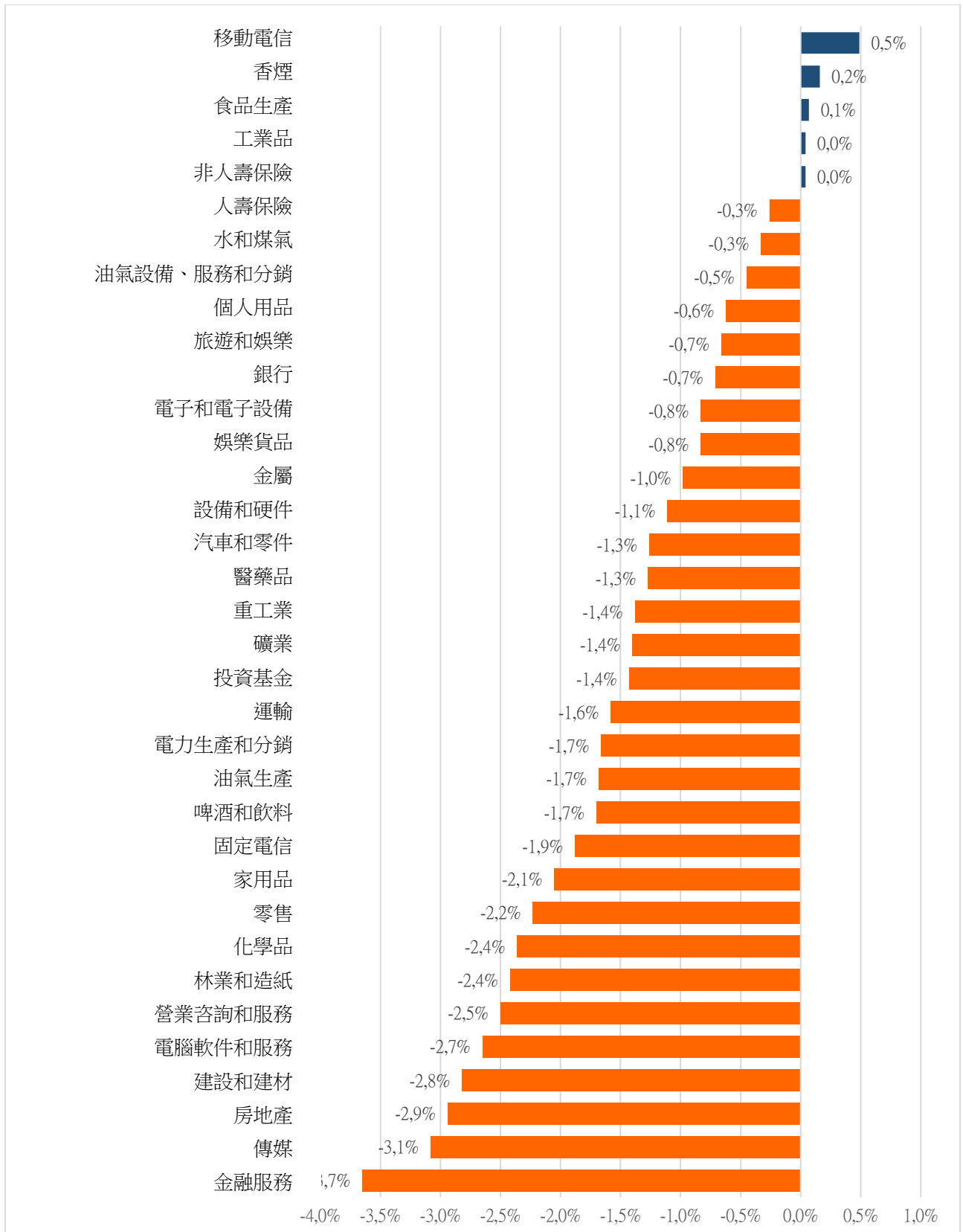
資料源: Bloomberg & Yuanta Research

資料源: Bloomberg & Yuanta Research



We Create Fortune

### 各行業板塊的交易走勢



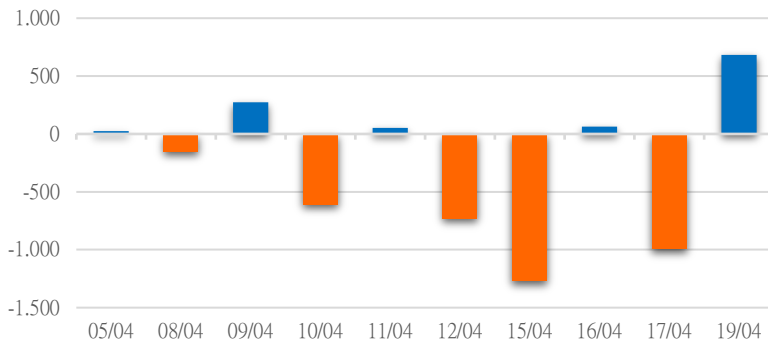
資料源: FimPro - YSVN



We Create Fortune

## 外資買進賣統計

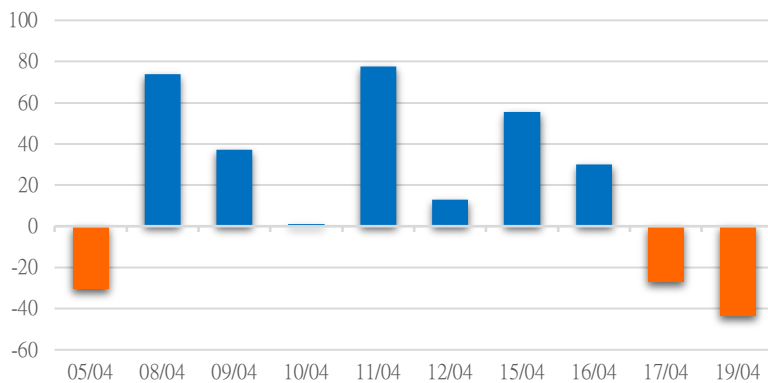
HSX 外資每日買/賣超



證券代碼	買超金額 (Mil.VND)	證券代碼	賣超金額 (Mil.VND)
VNM	106,421	FUEVFNVD	-337,950
GMD	62,080	VHM	-145,751
MWG	28,218	SHB	-95,232
SSI	22,985	MSN	-67,103
EVF	16,923	VIC	-66,079

HSX 外資買/賣超的前 5 名

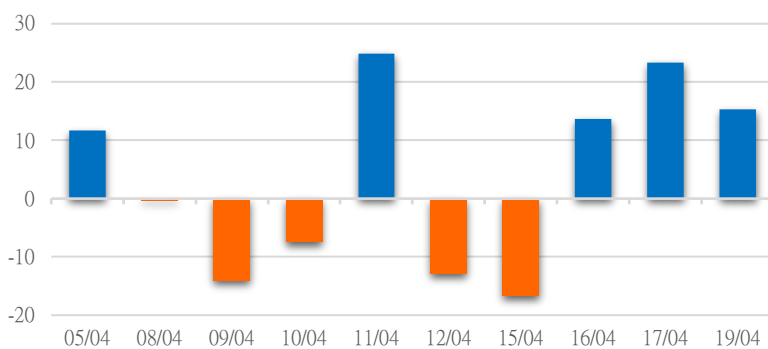
HNX 外資每日買/賣超



證券代碼	買超金額 (Mil.VND)	證券代碼	賣超金額 (Mil.VND)
LAS	5,638	TIG	-9,966
DTD	4,648	PVS	-8,148
TNG	926	SHS	-7,801
IDC	855	MBS	-4,999
CEO	792	PLC	-3,585

HNX 外資買/賣超的前 5 名

UPCOM 外資每日買/賣超



證券代碼	買超金額 (Mil.VND)	證券代碼	賣超金額 (Mil.VND)
ACV	19,345	MCH	-1,212
QNS	4,606	FOC	-385
BSR	1,161	OIL	-373
VEA	205	MPC	-192
HPD	180	HPW	-83

UPCOM 外資買/賣超的前 5 名

源: FiinPro - YSVN



We Create **Fortune**

### 自營統計

證券代碼	買超金額 (Mil.VND)	證券代碼	賣超金額 (Mil.VND)
FPT	54,688	FUEKIV30	48,396
MBB	53,203	STB	44,774
BID	38,452	LPB	5,878
MWG	36,790	HT1	4,474
HPG	36,312	FUEVN100	3,831

HSX 自營交易最大前名

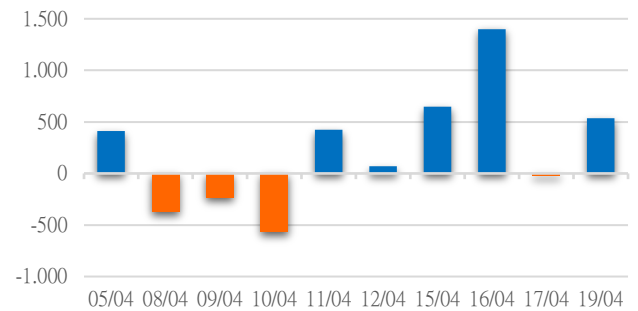
證券代碼	買超金額 (Mil.VND)	證券代碼	賣超金額 (Mil.VND)
PVS	17,383		
MBS	14,358		
IDC	9,667		
SHS	15		

HNX 自營交易最大前名

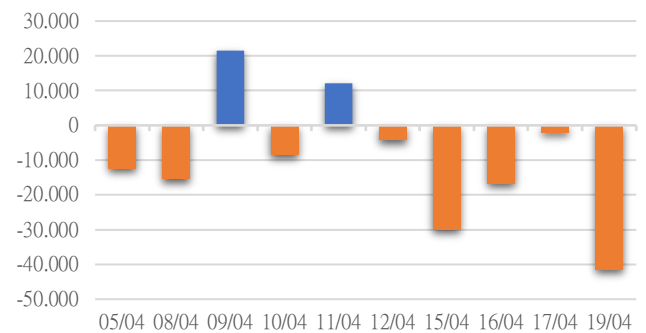
證券代碼	買超金額 (Mil.VND)	證券代碼	賣超金額 (Mil.VND)
PXL	59,450.00		
BSR	2,745.00		
MCH	1,391.00		

UPCoM 自營交易最大前名

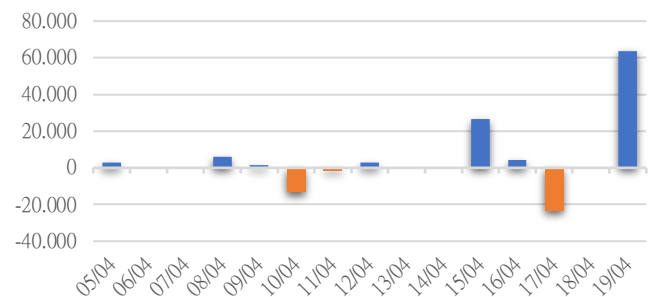
HSX 自營交易每日買/賣超 (BilVND)



HNX 自營交易每日買/賣超 (BilVND)



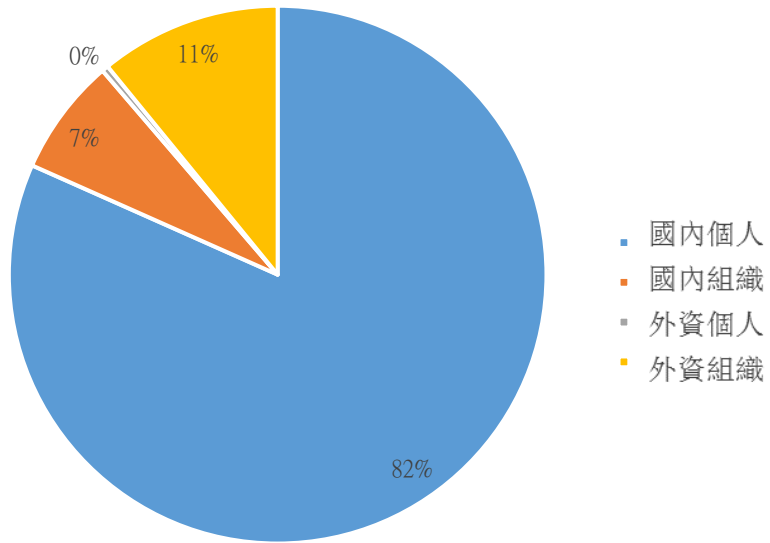
UPCoM 自營交易每日買/賣超 (BilVND)





We Create **Fortune**

### 越南證券市場投資人類別統計



資料源: FiinPro - YSVN



We Create Fortune

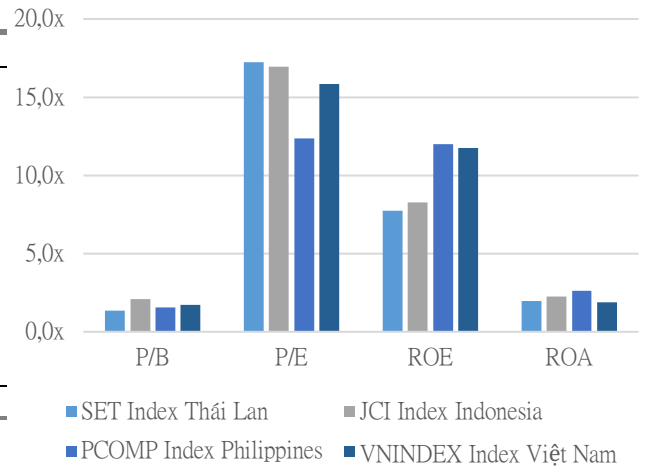
### 東南亞主要市場走勢比較



### 東南亞主要市場數據

		Thailand	Indonesia	Philippines	Vietnam
P/B		1.3x	2.1x	1.5x	1.7x
P/E		17.2x	17.0x	12.4x	15.8x
ROE	%	7.73	8.27	11.98	11.77
ROA	%	1.98	2.25	2.64	1.88
Vốn hóa	Tỷ USD	455.63	727.67	155.21	191.02
GTGD	Triệu USD	1.36	0.67	0.09	0.66
LS cổ tức	%	3.46	3.79	2.71	1.71

源：Bloomberg & YSVN



■ SET Index Thái Lan ■ JCI Index Indonesia  
■ PCOMP Index Philippines ■ VNINDEX Index Việt Nam





We Create **Fortune**

## 元大證券（越南）公司

### 個人客戶分析部

**Nguyễn Th ê Minh**  
研究分析經理  
+84 28 3622 6868 ext 3826  
minh.nguyen@yuanta.com.vn

**Lý Thị Hi ền**  
研究分析主管  
+84 28 3622 6868 ext 3908  
hien.ly@yuanta.com.vn

**Quách Đức Khánh**  
研究分析副主管  
+84 28 3622 6868 ext 3833  
khanh.quach@yuanta.com.vn

**Khổng Hữu Hiệp**  
高級分析專員  
+84 28 3622 6868 ext 3912  
hiiep.khong@yuanta.com.vn

**Nguyễn Trịnh Ngọc Hồng**  
高級分析專員  
+84 28 3622 6868 ext 3832  
hong.nguyen@yuanta.com.vn

**Phạm Tấn Phát**  
高級分析專員  
+84 28 3622 6868 ext 3880  
phat.pham@yuanta.com.vn

### 個人客戶業務部

**Phạm Đắc Thành**  
北部營業中心經理  
+84 28 3622 6868 ext 3416  
thanh.pham@yuanta.com.vn

**Võ Thị Thu Thủy**  
平陽分行經理  
+84 28 3622 6868 ext 3505  
thuy.vo@yuanta.com.vn

**Lương Kỳ Ty**  
堤岸分行經理  
+84 28 3622 6868 ext 3653  
ty.luong@yuanta.com.vn

**Bùi Quốc Phong**  
同奈分行經理  
+84 28 3622 6868 ext 3701  
phong.bui@yuanta.com.vn

**Võ Đình Tuấn**  
峴港分行經理  
+84 28 3622 6868 ext 3301  
tuan.vo@yuanta.com.vn

**Nguyễn Việt Quang**  
河內分行經理  
+84 28 3622 6868 ext 3404  
quang.nguyen@yuanta.com.vn

**Đinh Thị Thu Cúc**  
頭頓分行經理  
+84 28 3622 6868 ext 3203  
cuc.dinh@yuanta.com.vn



We Create **Fortune**

## Appendix A: Important Disclosures

### Analyst Certification

Each research analyst primarily responsible for the content of this research report, in whole or in part, certifies that with respect to each security or issuer that the analyst covered in this report: (1) all of the views expressed accurately reflect his or her personal views about those securities or issuers; and (2) no part of his or her compensation was, is, or will be, directly or indirectly, related to the specific recommendations or views expressed by that research analyst in the research report.

### Ratings Definitions

**BUY:** We have a positive outlook on the stock based on our expected absolute or relative return over the investment period. Our thesis is based on our analysis of the company's outlook, financial performance, catalysts, valuation and risk profile. We recommend investors add to their position.

**HOLD-Outperform:** In our view, the stock's fundamentals are relatively more attractive than peers at the current price. Our thesis is based on our analysis of the company's outlook, financial performance, catalysts, valuation and risk profile.

**HOLD-Underperform:** In our view, the stock's fundamentals are relatively less attractive than peers at the current price. Our thesis is based on our analysis of the company's outlook, financial performance, catalysts, valuation and risk profile.

**SELL:** We have a negative outlook on the stock based on our expected absolute or relative return over the investment period. Our thesis is based on our analysis of the company's outlook, financial performance, catalysts, valuation and risk profile. We recommend investors reduce their position.

**Under Review:** We actively follow the company, although our estimates, rating and target price are under review.

**Restricted:** The rating and target price have been suspended temporarily to comply with applicable regulations and/or Yuanta policies.

Note: Yuanta research coverage with a Target Price is based on an investment period of 12 months. Greater China Discovery Series coverage does not have a formal 12 month Target Price and the recommendation is based on an investment period specified by the analyst in the report.

### Global Disclaimer

© 2018 Yuanta. All rights reserved. The information in this report has been compiled from sources we believe to be reliable, but we do not hold ourselves responsible for its completeness or accuracy. It is not an offer to sell or solicitation of an offer to buy any securities. All opinions and estimates included in this report constitute our judgment as of this date and are subject to change without notice.

This report provides general information only. Neither the information nor any opinion expressed herein constitutes an offer or invitation to make an offer to buy or sell securities or other investments. This material is prepared for general circulation to clients and is not intended to provide tailored investment advice and does not take into account the individual financial situation and objectives of any specific person who may receive this report. Investors should seek financial advice regarding the appropriateness of investing in any securities, investments or investment strategies discussed or recommended in this report. The information contained in this report has been compiled from sources believed to be reliable but no representation or warranty, express or implied, is made as to its accuracy, completeness or correctness. This report is not (and should not be construed as) a solicitation to act as securities broker or dealer in any jurisdiction by any person or company that is not legally permitted to carry on such business in that jurisdiction.

Yuanta research is distributed in the United States only to Major U.S. Institutional Investors (as defined in Rule 15a-6 under the Securities Exchange Act of 1934, as amended and SEC staff interpretations thereof). All transactions by a US person in the securities mentioned in this report must be effected through a registered broker-dealer under Section 15 of the Securities Exchange Act of 1934, as amended. Yuanta research is distributed in Taiwan by Yuanta Securities Investment Consulting. Yuanta research is distributed in Hong Kong by Yuanta Securities (Hong Kong) Co. Limited, which is licensed in Hong Kong by the Securities and Futures Commission for regulated activities, including Type 4 regulated activity (advising on securities). In Hong Kong, this research report may not be redistributed, retransmitted or disclosed, in whole or in part or and any form or manner, without the express written