

當日市場：市場再次復甦

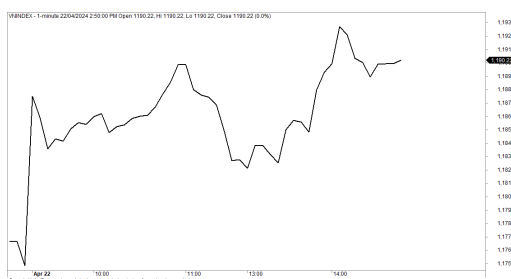
2024/04/23

市場走勢

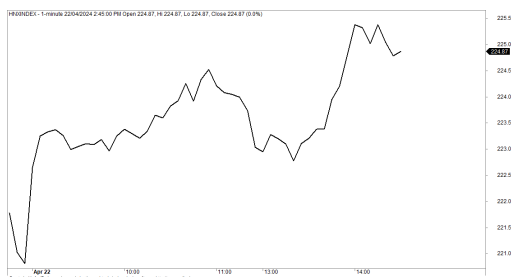
市場指數	VNI	HNI	UPCOM
收盤	1,190.22	225.31	88.02
%日	1.31%	2.04%	0.99%
%週	-2.17%	-1.92%	-1.08%
%月	-7.14%	-6.77%	-3.22%
%年	14.12%	8.89%	12.86%
成交值(Bil.VND)			
當日	15,948	1,516	438
日均量/週	22,247	2,129	631
日均量/月	23,424	2,195	719
外資進出			
買進	1,989.92	128.17	20.31
賣出	2,229.48	56.46	22.28
買賣超	-239.56	71.71	-1.97
市場漲跌家數			
上漲	286	140	205
下跌	67	44	100
持平	66	141	598
市場指標			
P/E	13.87	18.37	22.25
總市值 (兆盾)	4,829	304	1,205
股息殖利率	3.31%	5.72%	4.18%

資料源: Bloomberg - YSVN

VNINDEX



HNIINDEX



市場走勢

KRX 系統預計 5 月 2 日部署的消息傳出後，市場反應積極。VN-Index 在盤初上漲，並收盤上漲 1.31% 至 1190.22 點，HNX-Index 上漲 2.04%，Upcom-Index 上漲 0.99%。3 大市場的交易額均達到 17 兆 9,020 億越南盾。

證券股是當日的焦點，如 ORS、FTS、VND 漲停，而其餘股票如 VIX、VCI、AGR 上漲 3% 以上。當 STB、EIB、TPB、VRE、NLG、HSG 和 NKG 均積極上漲時，上漲勢頭擴散至銀行、房地產和鋼鐵等其他行業板塊。VN30-Index 錄得 23 檔上漲股、4 檔下跌股和 3 檔參考股，其中 VHM (-0.12%)、VIC (-1.41%)、MBB (-0.44%)、VNM (-0.31%) 也下跌。

一些與進出口相關的股票，如服裝、木材如 TCM、PTB 在當日的交易中表現積極。

外資在 3 大市場賣超 1,720 億越南盾，其中 FUEVFNVD (3,540 億)、MWG (890 億)、VIC (640 億) 被拋售最多的股票。相反，VND (1,410 億)、SSI (620 億)、VRE (500 億) 在買超方面領先。

市場短期觀點

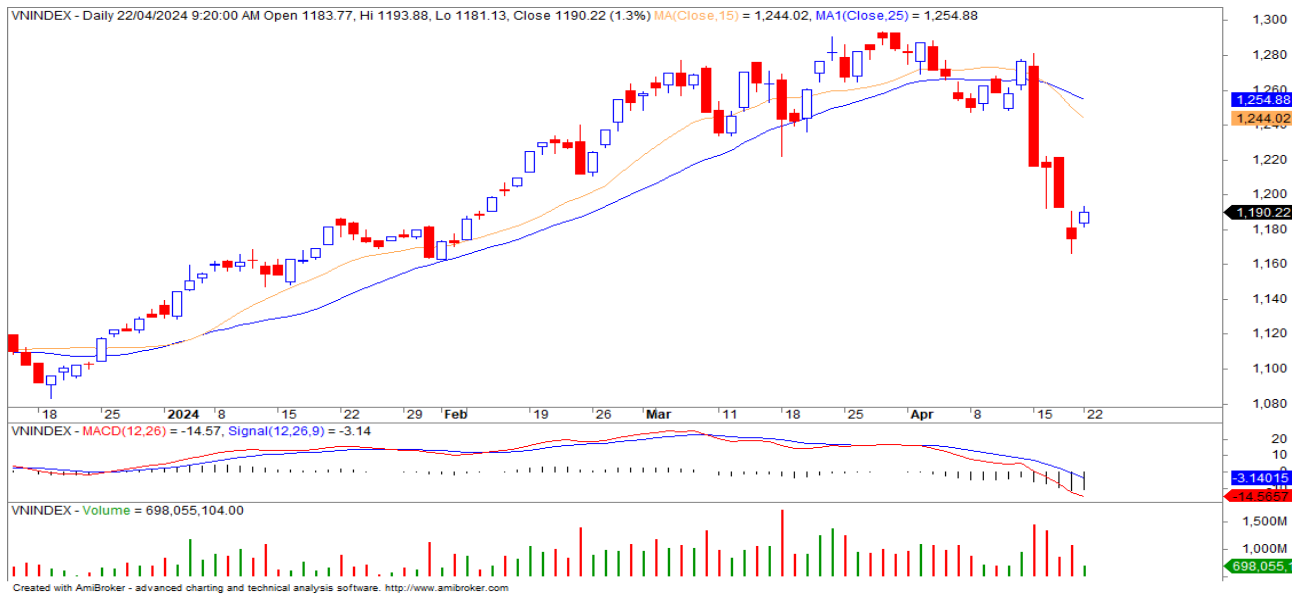
我們認為市場可能會在下一個交易日繼續復甦，VN-Index 可能會重新測試 1,200 - 1,225 點的阻力位。但價格下跌的風險仍然較高，因此市場無法避免強勁的震盪階段，尤其是流動性仍然較低，顯示現金流仍尚未準備好回歸市場。積極點是，銀行和證券股的風險有逐漸下跌的跡象，這兩個板塊出現 T+ 交易買點，因此我們預計市場的短期下跌動能在接下來的幾個交易日可能會再次放緩。

大盤的短期走勢仍維持下跌。因此，我們建議短期投資者可以繼續持有低比例的股票，停止拋售並可以考慮低比例買進新股，以探索短期走勢。

請在 <https://ysradar.yuanta.com.vn/> 查看有關股票的信號。

We Create Fortune

技術分析圖



指數技術分析圖 VN-Index



指數技術分析圖 HNX-Index

指數	短期趨勢	中期趨勢	阻力區 1	阻力區 2	支撐區 1	支撐區 2
VN-Index	下跌	中性	1300	1330	870	800
HNX-Index	下跌	中性	260	306	189	160
VN30	下跌	中性	1300	1336	980	960
VNMidcaps	下跌	中性	1280	1250	963	900
VNSmallcaps	下跌	中性	1250	1250	804	750

We Create Fortune

胡志明市交易所 (HSX)

	收盤	漲跌%
VNI	1190.22	1.31%
VN30	1206.64	1.06%
VN Mid	1773.22	2.42%
VN Small	1377.01	1.41%

河內交易所 (HSX)

	收盤	漲跌%
HNI	225.31	2.04%
HN30	481.21	2.96%
VNX AllSh	1212.59	1.47%

UPCOM 市場 (UPCoM)

	收盤	漲跌%
UPCoM	88.02	0.99%

外資交易	成交值 (Bil.VND)
買進	1989.91853
賣出	2229.47958
買超/賣超	-239.561045

外資交易	成交值 (Bil.VND)
買進	128.17
賣出	56.46
買超/賣超	71.71

外資交易	成交值 (Bil.VND)
買進	20.31
賣出	22.28
買超/賣超	-1.97

上漲排名/股碼	漲跌(VND)	漲跌%
FTS	3500	7.00%
CTR	7800	6.95%
PTB	4300	6.94%
ST8	520	6.93%
DBC	1800	6.92%

上漲排名/股碼	漲跌(VND)	漲跌%
TXM	500	10.00%
BVS	3200	9.88%
DDG	300	9.38%
AAV	300	9.09%
IDJ	400	9.09%

上漲排名/股碼	漲跌(VND)	漲跌%
BSH	17945300	9.70%
AAH	0	6.56%
VLB	0	4.90%
DSC	204805025	4.32%
SBS	145852316	3.88%

下跌排名/股碼	漲跌(VND)	漲跌%
PSH	-350	-6.99%
QCG	-1200	-6.72%
IMP	-3700	-5.34%
POM	-140	-4.52%
HPX	-210	-3.47%

下跌排名/股碼	漲跌(VND)	漲跌%
MCO	-1800	-9.89%
LAS	-1100	-5.61%
TMB	-2000	-2.38%
NAG	-200	-1.72%
DNP	-200	-0.99%

下跌排名/股碼	漲跌(VND)	漲跌%
CMM	-508	-5.91%
DGT	-204	-3.78%
NXT	-291	-2.40%
DRI	-212	-1.78%
MCM	-417	-1.08%

*備註：市值>5,000 億盾；成交值>15 億盾

市值排名/股碼	Bil.VND
VCB	506,371,668
BID	285,591,839
VHM	180,488,532
CTG	173,450,733
GAS	172,255,489

市值排名/股碼	Bil.VND
PVS	18,545,092
IDC	17,588,996
HUT	15,172,703
SHS	14,962,084
THD	13,436,499

市值排名/股碼	Bil.VND
ACV	182,391,438
VGI	160,898,904
MCH	102,137,861
BSR	56,605,821
VEA	47,439,489

交易量排名/股碼	成交值	30 日均
SHB	29,777,474	26,765,160
VIX	27,927,800	35,113,249
MBB	26,807,800	29,475,106
VPB	24,959,900	22,888,430
NVL	23,516,300	45,554,218

交易量排名/股碼	成交值	30 日均
SHS	24,252,185	28,277,714
CEO	8,734,589	14,896,504
PVS	4,472,591	9,848,018
MBS	3,815,864	4,530,297
HUT	2,813,577	5,232,586

交易量排名/股碼	成交值	30 日均
AAH	10,955,346	5,146,642
BSR	5,209,595	7,970,991
AAS	1,873,320	1,517,249
SBS	1,147,846	1,920,943
VGI	1,145,475	2,003,194

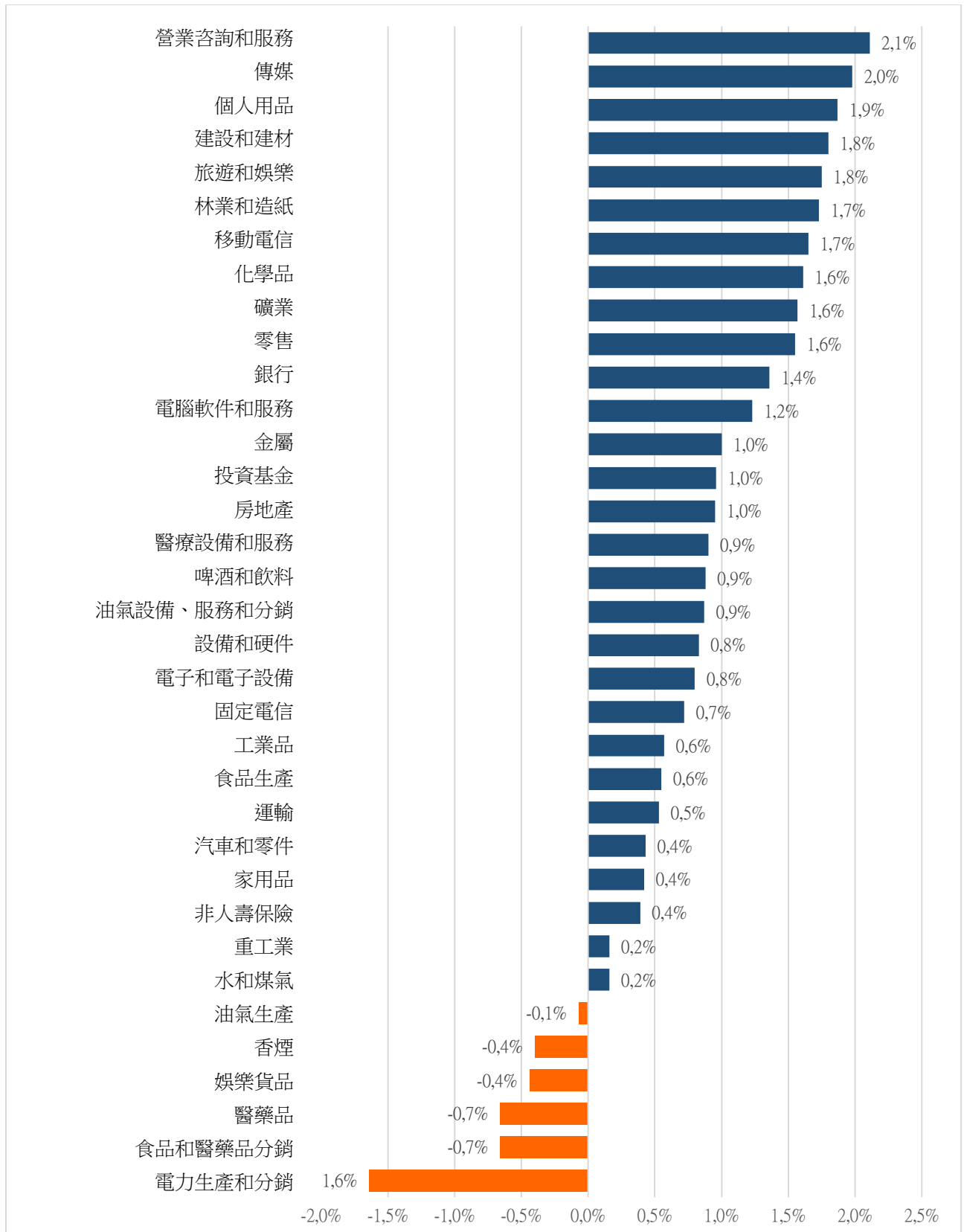
資料源: Bloomberg & Yuanta Research

資料源: Bloomberg & Yuanta Research

資料源: Bloomberg & Yuanta Research

We Create Fortune

各行業板塊的交易走勢

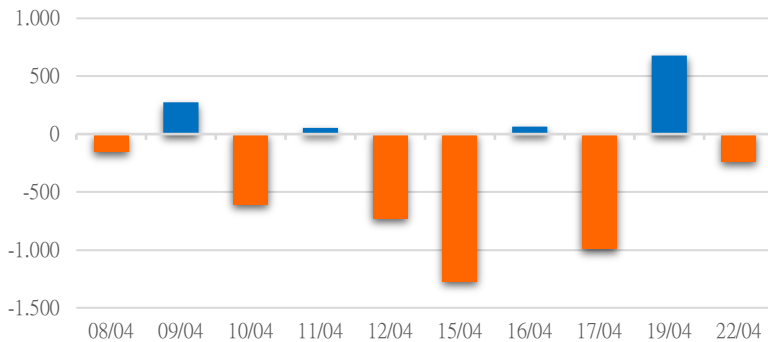


資料源:: FimPro - YSVN

We Create Fortune

外資買進賣統計

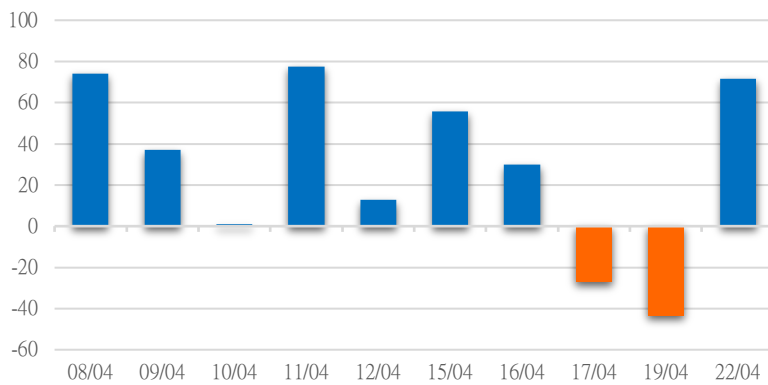
HSX 外資每日買/賣超



證券代碼	買超金額 (Mil.VND)	證券代碼	賣超金額 (Mil.VND)
VND	141,707	FUEVFNVD	-353,281
SSI	62,314	MWG	-88,601
VRE	50,416	VIC	-63,513
VCI	47,732	VHM	-60,905
DGW	41,999	HDB	-47,241

HSX 外資買/賣超的前 5 名

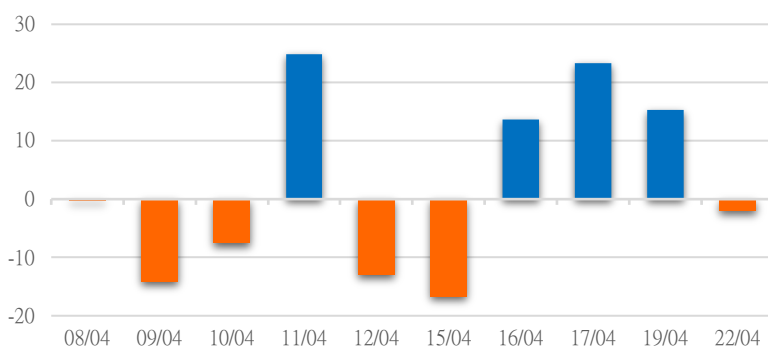
HNX 外資每日買/賣超



證券代碼	買超金額 (Mil.VND)	證券代碼	賣超金額 (Mil.VND)
BVS	31,098	IDC	-6,645
PVS	31,019	CEO	-3,028
MBS	18,598	VGS	-2,896
TNG	2,603	PVI	-938
SHS	1,686	VC7	-541

HNX 外資買/賣超的前 5 名

UPCOM 外資每日買/賣超



證券代碼	買超金額 (Mil.VND)	證券代碼	賣超金額 (Mil.VND)
ACV	19,345	MCH	-1,212
QNS	4,606	FOC	-385
BSR	1,161	OIL	-373
VEA	205	MPC	-192
HPD	180	HPW	-83

UPCOM 外資買/賣超的前 5 名

源: FiinPro - YSVN



We Create Fortune

自營統計

證券代碼	買超金額 (Mil.VND)	證券代碼	賣超金額 (Mil.VND)
FUEVFNVD	352,411	VIC	20,298
VPB	276,424	E1VFN30	18,807
EIB	15,937	PTB	15,249
NLG	15,460	TCB	14,732
DIG	12,259	ACB	13,215

HSX 自營交易最大前名

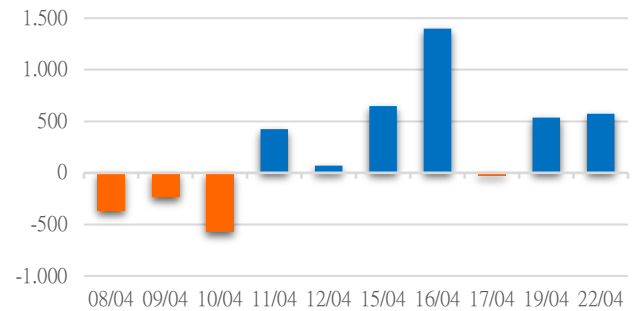
證券代碼	買超金額 (Mil.VND)	證券代碼	賣超金額 (Mil.VND)
IDC	9,947	PVS	1,947
MBS	9,560		

HNX 自營交易最大前名

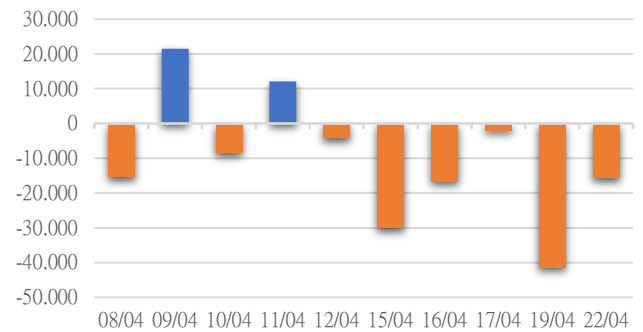
證券代碼	買超金額 (Mil.VND)	證券代碼	賣超金額 (Mil.VND)
MCH	8,456.70		
BSR	2,338.20		
VEA	1,780.00		

UPCoM 自營交易最大前名

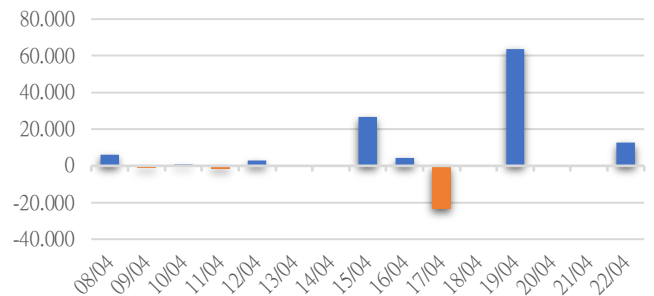
HSX 自營交易每日買/賣超 (BilVND)



HNX 自營交易每日買/賣超 (BilVND)



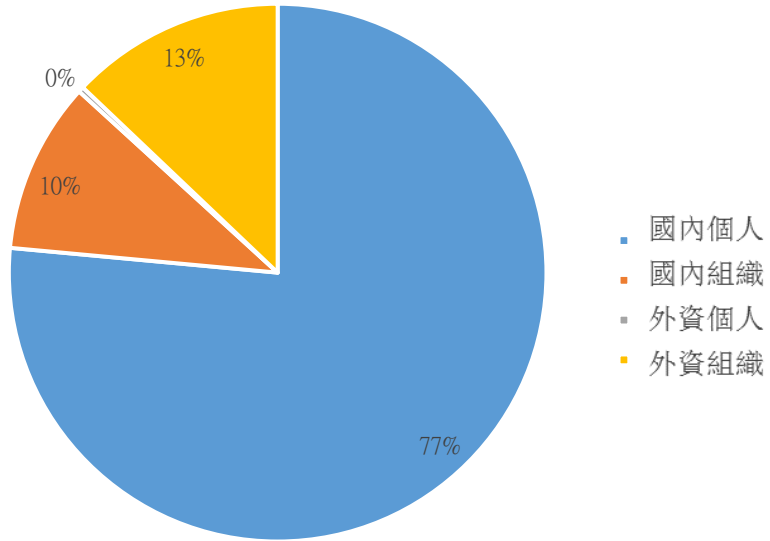
UPCoM 自營交易每日買/賣超 (BilVND)





We Create **Fortune**

越南證券市場投資人類別統計

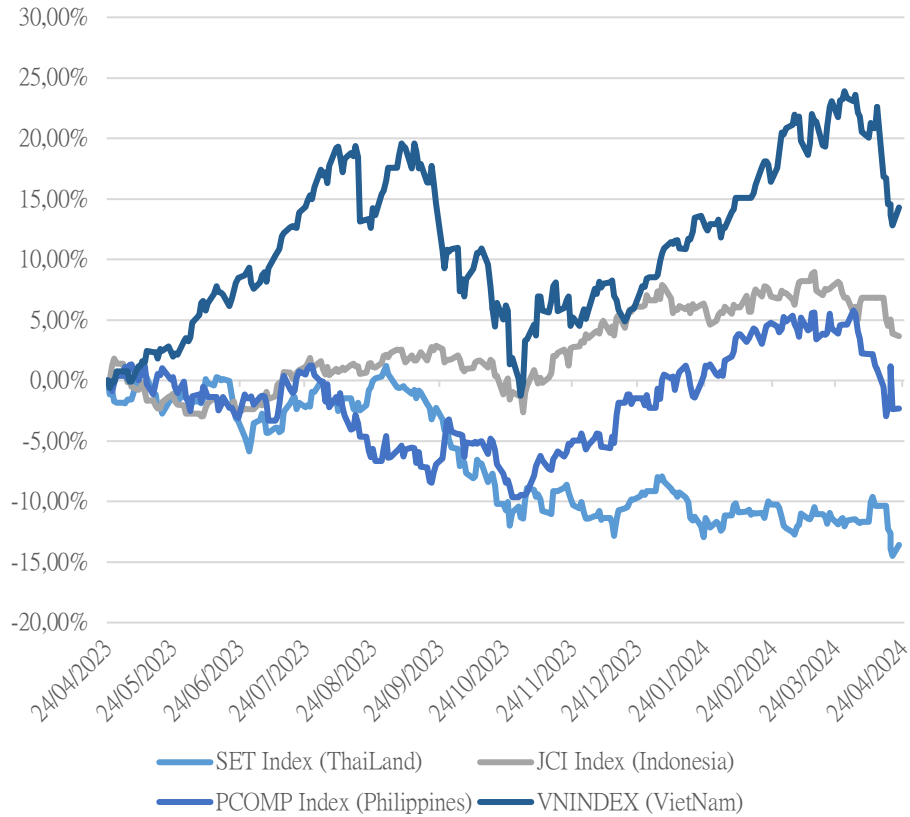


資料源: FiinPro - YSVN



We Create Fortune

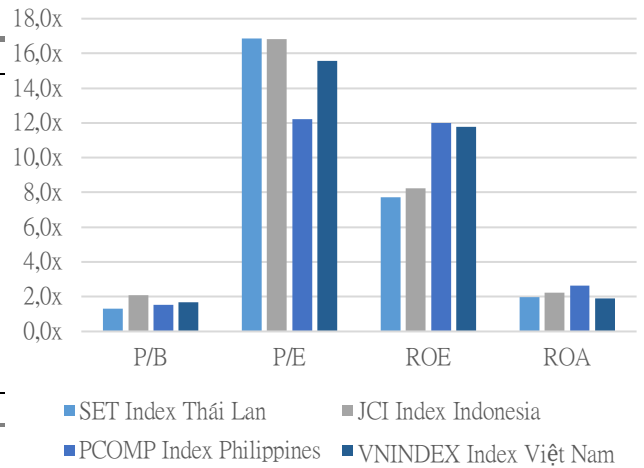
東南亞主要市場走勢比較



東南亞主要市場數據

		Thailand	Indonesia	Philippines	Vietnam
P/B		1.3x	2.1x	1.5x	1.7x
P/E		16.9x	16.8x	12.2x	15.6x
ROE	%	7.72	8.26	11.98	11.77
ROA	%	1.98	2.25	2.64	1.88
Vốn hóa	Tỷ USD	444.16	723.04	153.41	188.10
GTGD	Triệu USD	1.44	0.73	0.07	0.88
LS cổ tức	%	3.43	3.80	2.72	1.68

源: Bloomberg & YSVN



■ SET Index Thái Lan ■ JCI Index Indonesia
■ PCOMP Index Philippines ■ VNIINDEX Index Việt Nam



We Create **Fortune**

元大證券（越南）公司

個人客戶分析部

Nguyễn Th ê Minh
研究分析經理
+84 28 3622 6868 ext 3826
minh.nguyen@yuanta.com.vn

Lý Thị Hi ền
研究分析主管
+84 28 3622 6868 ext 3908
hien.ly@yuanta.com.vn

Quách Đức Khánh
研究分析副主管
+84 28 3622 6868 ext 3833
khanh.quach@yuanta.com.vn

Khổng Hữu Hiệp
高級分析專員
+84 28 3622 6868 ext 3912
hiiep.khong@yuanta.com.vn

Nguyễn Trịnh Ngọc Hồng
高級分析專員
+84 28 3622 6868 ext 3832
hong.nguyen@yuanta.com.vn

Phạm Tấn Phát
高級分析專員
+84 28 3622 6868 ext 3880
phat.pham@yuanta.com.vn

個人客戶業務部

Phạm Đắc Thành
北部營業中心經理
+84 28 3622 6868 ext 3416
thanh.pham@yuanta.com.vn

Võ Thị Thu Thủy
平陽分行經理
+84 28 3622 6868 ext 3505
thuy.vo@yuanta.com.vn

Lương Kỳ Ty
堤岸分行經理
+84 28 3622 6868 ext 3653
ty.luong@yuanta.com.vn

Bùi Quốc Phong
同奈分行經理
+84 28 3622 6868 ext 3701
phong.bui@yuanta.com.vn

Võ Đình Tuấn
峴港分行經理
+84 28 3622 6868 ext 3301
tuan.vo@yuanta.com.vn

Nguyễn Việt Quang
河內分行經理
+84 28 3622 6868 ext 3404
quang.nguyen@yuanta.com.vn

Đinh Thị Thu Cúc
頭頓分行經理
+84 28 3622 6868 ext 3203
cuc.dinh@yuanta.com.vn



We Create **Fortune**

Appendix A: Important Disclosures

Analyst Certification

Each research analyst primarily responsible for the content of this research report, in whole or in part, certifies that with respect to each security or issuer that the analyst covered in this report: (1) all of the views expressed accurately reflect his or her personal views about those securities or issuers; and (2) no part of his or her compensation was, is, or will be, directly or indirectly, related to the specific recommendations or views expressed by that research analyst in the research report.

Ratings Definitions

BUY: We have a positive outlook on the stock based on our expected absolute or relative return over the investment period. Our thesis is based on our analysis of the company's outlook, financial performance, catalysts, valuation and risk profile. We recommend investors add to their position.

HOLD-Outperform: In our view, the stock's fundamentals are relatively more attractive than peers at the current price. Our thesis is based on our analysis of the company's outlook, financial performance, catalysts, valuation and risk profile.

HOLD-Underperform: In our view, the stock's fundamentals are relatively less attractive than peers at the current price. Our thesis is based on our analysis of the company's outlook, financial performance, catalysts, valuation and risk profile.

SELL: We have a negative outlook on the stock based on our expected absolute or relative return over the investment period. Our thesis is based on our analysis of the company's outlook, financial performance, catalysts, valuation and risk profile. We recommend investors reduce their position.

Under Review: We actively follow the company, although our estimates, rating and target price are under review.

Restricted: The rating and target price have been suspended temporarily to comply with applicable regulations and/or Yuanta policies.

Note: Yuanta research coverage with a Target Price is based on an investment period of 12 months. Greater China Discovery Series coverage does not have a formal 12 month Target Price and the recommendation is based on an investment period specified by the analyst in the report.

Global Disclaimer

© 2018 Yuanta. All rights reserved. The information in this report has been compiled from sources we believe to be reliable, but we do not hold ourselves responsible for its completeness or accuracy. It is not an offer to sell or solicitation of an offer to buy any securities. All opinions and estimates included in this report constitute our judgment as of this date and are subject to change without notice.

This report provides general information only. Neither the information nor any opinion expressed herein constitutes an offer or invitation to make an offer to buy or sell securities or other investments. This material is prepared for general circulation to clients and is not intended to provide tailored investment advice and does not take into account the individual financial situation and objectives of any specific person who may receive this report. Investors should seek financial advice regarding the appropriateness of investing in any securities, investments or investment strategies discussed or recommended in this report. The information contained in this report has been compiled from sources believed to be reliable but no representation or warranty, express or implied, is made as to its accuracy, completeness or correctness. This report is not (and should not be construed as) a solicitation to act as securities broker or dealer in any jurisdiction by any person or company that is not legally permitted to carry on such business in that jurisdiction.

Yuanta research is distributed in the United States only to Major U.S. Institutional Investors (as defined in Rule 15a-6 under the Securities Exchange Act of 1934, as amended and SEC staff interpretations thereof). All transactions by a US person in the securities mentioned in this report must be effected through a registered broker-dealer under Section 15 of the Securities Exchange Act of 1934, as amended. Yuanta research is distributed in Taiwan by Yuanta Securities Investment Consulting. Yuanta research is distributed in Hong Kong by Yuanta Securities (Hong Kong) Co. Limited, which is licensed in Hong Kong by the Securities and Futures Commission for regulated activities, including Type 4 regulated activity (advising on securities). In Hong Kong, this research report may not be redistributed, retransmitted or disclosed, in whole or in part or and any form or manner, without the express written