

當日市場：VN-Index 在 1,200 點以下處於震盪的階段

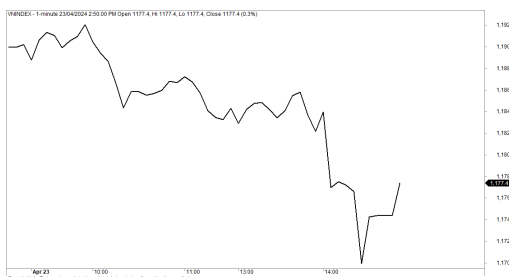
2024/04/24

市場走勢

市場指數	VNI	HNI	UPCOM
收盤	1,177.40	222.63	87.51
%日	-1.08%	-1.19%	-0.58%
%週	-2.17%	-1.92%	-1.08%
%月	-7.14%	-6.77%	-3.22%
%年	14.12%	8.89%	12.86%
成交值(Bil.VND)			
當日	17,451	1,395	436
日均量/週	22,247	2,129	631
日均量/月	23,424	2,195	719
外資進出			
買進	1,732.93	80.14	13.17
賣出	2,031.47	58.80	26.29
買賣超	-298.54	21.34	-13.13
市場漲跌家數			
上漲	93	58	152
下跌	248	109	156
持平	78	158	595
市場指標			
P/E	13.63	17.93	20.09
總市值 (兆盾)	4,780	302	1,214
股息殖利率	4.19%	5.84%	4.21%

資料源: Bloomberg - YSVN

VNINDEX



HNIINDEX



市場走勢

市場再次下跌，指數收跌，但低價需求再度參與市場。VN-Index 在尾盤收窄跌幅，跌幅為 1.08%，止於 1,177.4 點，HNX-Index 下跌 1.19%，Upcom-Index 下跌 0.58%。儘管分數有所下降，但與前一交易日相比，交易額僅微有增加，3 大市場的交易額均達到 19 兆 2,810 億越南盾。VN30-Index 在當日錄得跌幅較小，則僅下跌 0.52%，MWG (2.47%)、PLX (1.01%) 等主要支柱股上漲。此外，TCB (2.1%)、FPT (1.81%) 的第一季度業績良好。

相反，房地產股繼續下跌，許多股票大幅下跌，如 BCM、GVR、VHM、VIC、VRE、DIG 以及 SHB、MSN、CTG、MBB 均從 2% 下跌。證券股也再次被強勁拋售，AGR 跌停，而 CTS、VIX、ORS 等大幅下跌。

外資在 3 大市場賣超 2,900 億越南盾，其中 VHM (1,770 億)、DIG (580 億)、MSN (500 億) 被拋售最多的股票。相反，HPG (1,030 億)、MWG (910 億)、SSI (450 億) 在買超方面領先。

市場短期觀點

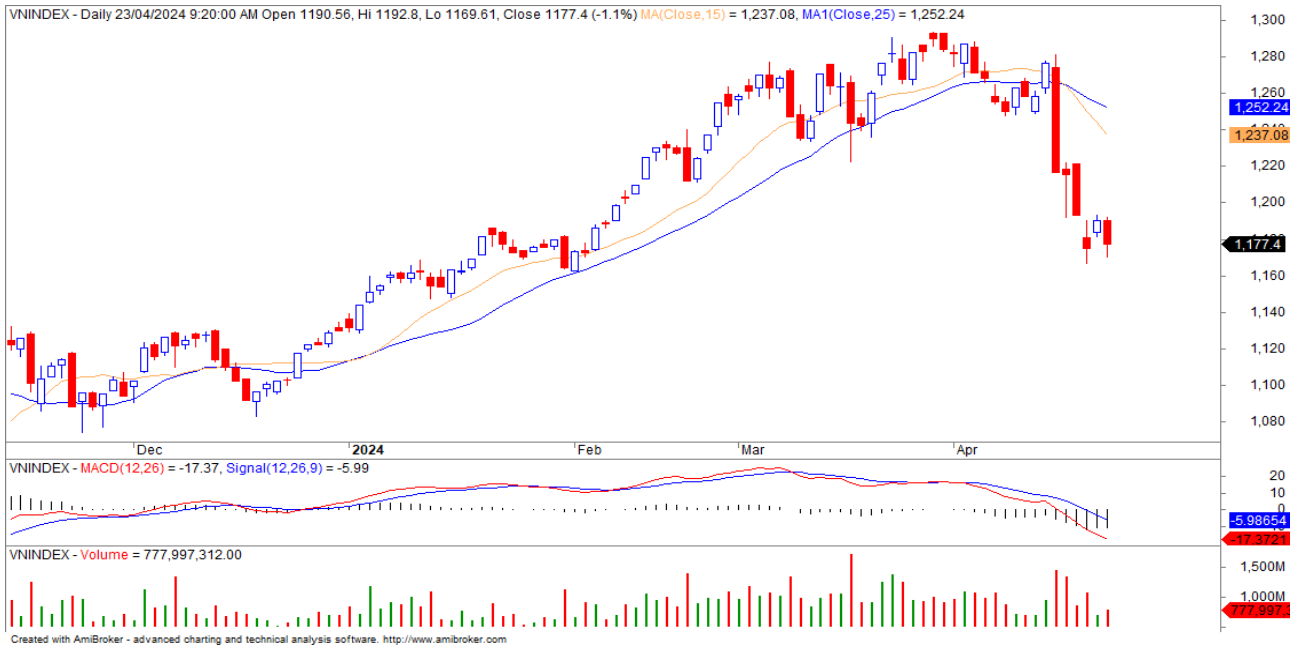
我們認為市場可能會在下一個交易日再次上漲，VN-Index 可能仍會在 1,270 - 1,290 點區間波動。同時，短期風險依然較高，因此投資者需限制追漲。根據我們的觀察，投資者仍尚未做好回歸市場的準備，若這種情況持續發生，市場可能會在接下來的交易日繼續橫盤整理。此外，根據我們的觀察，大型股可能出現更多積極的走勢，尤其是 VN30-Index 仍高於 100 日均線。

大盤的短期走勢仍維持下跌。因此，我們建議短期投資者不應在下跌趨勢中拋售，停止拋售並持有低比例的股票，或可以考慮低比例買進。我們關注到，新的買進倉位僅應維持在投資組合的 20% 以下的較低比例，若大盤的短期趨勢確認上漲，可以逐漸增加比例。

請在 <https://ysradar.yuanta.com.vn/> 查看有關股票的信號。

We Create Fortune

技術分析圖



指數技術分析圖 VN-Index



指數技術分析圖 HNX-Index

指數	短期趨勢	中期趨勢	阻力區 1	阻力區 2	支撐區 1	支撐區 2
VN-Index	下跌	中性	1300	1330	870	800
HNX-Index	下跌	中性	260	306	189	160
VN30	下跌	中性	1300	1336	980	960
VNMidcaps	下跌	中性	1280	1250	963	900
VNSmallcaps	下跌	中性	1250	1250	804	750

We Create Fortune

胡志明市交易所 (HSX)

	收盤	漲跌%
VNI	1177.4	-1.08%
VN30	1200.37	-0.52%
VN Mid	1751.24	-1.24%
VN Small	1361.05	-1.16%

河內交易所 (HSX)

	收盤	漲跌%
HNI	222.63	-1.19%
HN30	471.55	-2.01%
VNX AllSh	1203.3	-0.77%

UPCOM 市場 (UPCoM)

	收盤	漲跌%
UPCoM	87.51	-0.58%

外資交易	成交值 (BiL.VND)
買進	1732.93258
賣出	2031.4725
買超/賣超	-298.539922

外資交易	成交值 (BiL.VND)
買進	80.14
賣出	58.80
買超/賣超	21.34

外資交易	成交值 (BiL.VND)
買進	13.17
賣出	26.29
買超/賣超	-13.13

上漲排名/股碼	漲跌(VND)	漲跌%
ST8	450	5.61%
TVB	330	4.60%
QBS	60	3.90%
PVP	550	3.81%
SCS	2400	3.11%

上漲排名/股碼	漲跌(VND)	漲跌%
AAV	300	8.33%
PGS	2100	6.67%
CMS	400	3.12%
NTP	700	1.82%
SCG	1000	1.52%

上漲排名/股碼	漲跌(VND)	漲跌%
VEF	81635584	7.11%
VGI	0	5.10%
LTG	5472629	1.40%
FOX	0	1.20%
QTP	214895900	0.81%

下跌排名/股碼	漲跌(VND)	漲跌%
QCG	-1150	-6.91%
PSH	-320	-6.87%
AGR	-1300	-6.84%
NKG	-1550	-6.78%
ELC	-1200	-5.66%

下跌排名/股碼	漲跌(VND)	漲跌%
HTP	-1500	-9.93%
HMR	-1400	-8.64%
VGS	-1700	-6.85%
TTH	-300	-6.25%
VC2	-500	-5.88%

下跌排名/股碼	漲跌(VND)	漲跌%
AAH	-404	-10.63%
DRI	-793	-6.78%
NXT	-299	-2.53%
OIL	-180	-1.91%
HAC	-230	-1.67%

*備註：市值>5,000 億盾；成交值>15 億盾

市值排名/股碼	BiL.VND
VCB	503,577,123
BID	281,601,533
VHM	175,045,573
GAS	170,418,097
CTG	169,154,740

市值排名/股碼	BiL.VND
PVS	18,210,516
IDC	17,456,996
HUT	14,994,201
SHS	14,555,506
THD	13,513,499

市值排名/股碼	BiL.VND
ACV	182,711,450
VGI	169,226,771
MCH	100,758,812
BSR	56,156,249
VEA	46,937,202

交易量排名/股碼	成交值	30 日均
EIB	72,642,158	18,784,248
SHB	39,471,100	25,463,054
MBB	32,073,200	27,937,489
VPB	23,878,015	23,605,512
DIG	22,766,300	24,400,340

交易量排名/股碼	成交值	30 日均
SHS	17,849,311	26,607,889
CEO	7,925,660	13,369,372
PVS	5,929,561	9,752,396
MBS	4,185,200	4,465,397
HUT	3,126,220	4,998,234

交易量排名/股碼	成交值	30 日均
AAH	10,187,622	6,066,074
BSR	3,398,734	8,217,665
VGI	2,362,674	2,107,425
DRI	1,084,285	986,824
SBS	1,067,668	1,818,261

資料源: Bloomberg & Yuanta Research

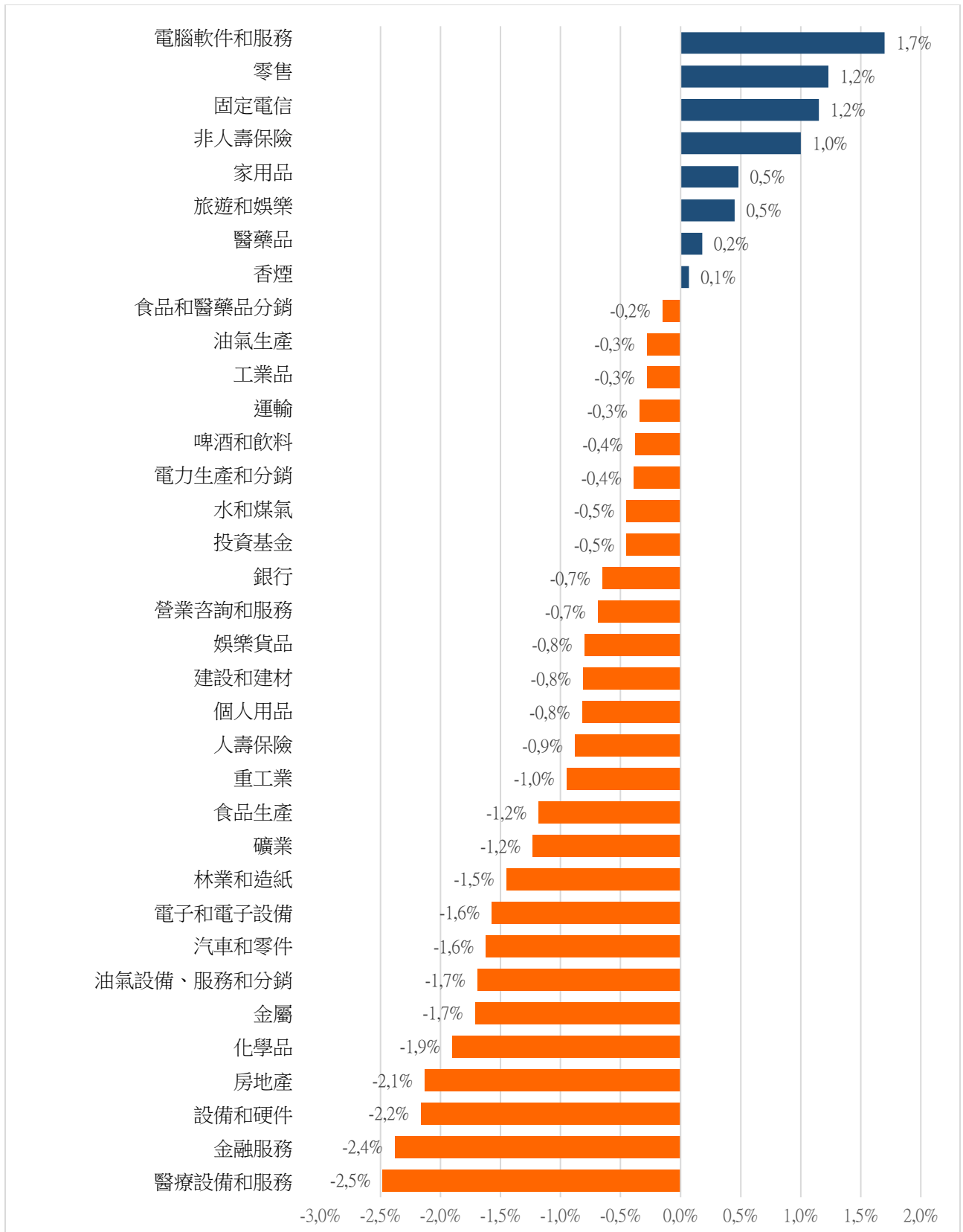
資料源: Bloomberg & Yuanta Research

資料源: Bloomberg & Yuanta Research



We Create Fortune

各行業板塊的交易走勢

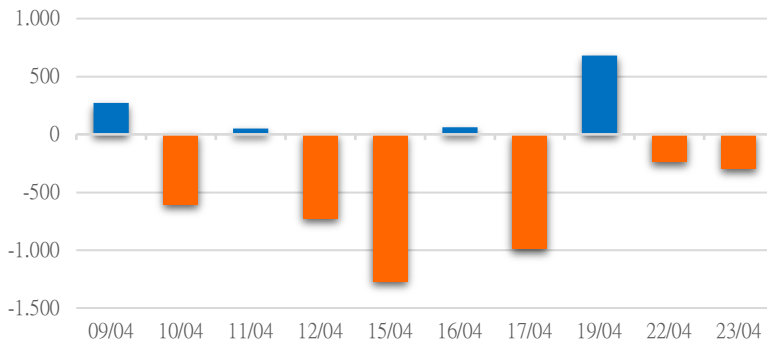


資料源: FimPro - YSVN

We Create Fortune

外資買進賣統計

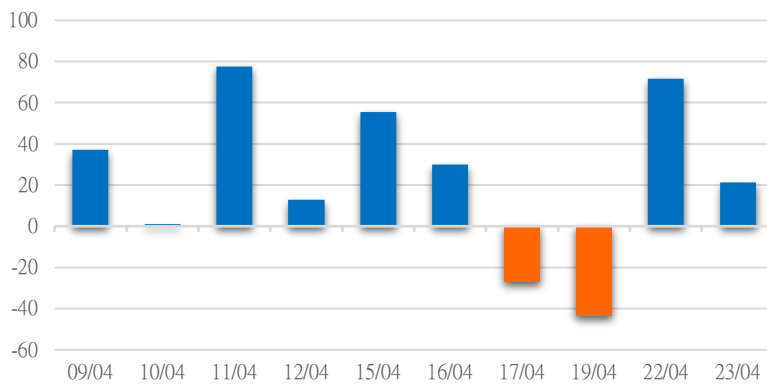
HSX 外資每日買/賣超



證券代碼	買超金額 (Mil.VND)	證券代碼	賣超金額 (Mil.VND)
HPG	102,679	VHM	-177,398
MWG	91,264	DIG	-57,927
SSI	44,826	MSN	-50,398
BID	42,755	VND	-41,831
VCB	33,723	SHB	-40,551

HSX 外資買/賣超的前 5 名

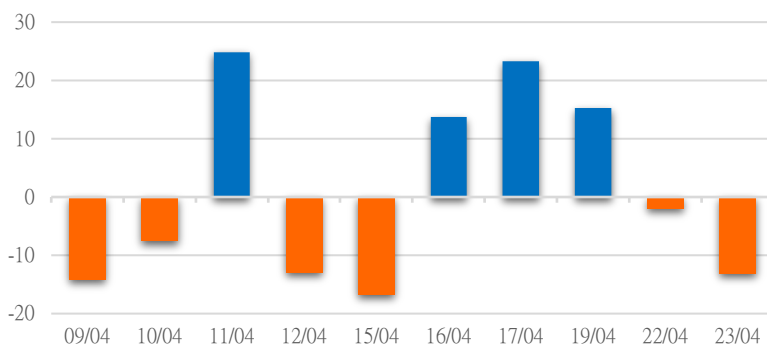
HNX 外資每日買/賣超



證券代碼	買超金額 (Mil.VND)	證券代碼	賣超金額 (Mil.VND)
PVS	28,335	IDC	-7,239
DTD	6,424	CEO	-2,581
MBS	5,632	SHS	-2,255
BVS	646	PLC	-1,930
VGS	635	TIG	-1,720

HNX 外資買/賣超的前 5 名

UPCOM 外資每日買/賣超



證券代碼	買超金額 (Mil.VND)	證券代碼	賣超金額 (Mil.VND)
LTG	3,456	VEA	-16,505
BSR	897	NTC	-1,228
AAS	810	ACV	-414
MSR	104	VGI	-216
GHC	58	MFS	-86

UPCOM 外資買/賣超的前 5 名

源: FiinPro - YSVN



We Create **Fortune**

自營統計

證券代碼	買超金額 (Mil.VND)	證券代碼	賣超金額 (Mil.VND)
VPB	66,805	FPT	129,716
ASM	10,858	MWG	105,550
PVT	4,405	TCB	95,309
NVL	3,780	ACB	79,561
KBC	2,999	HPG	67,850

HSX 自營交易最大前名

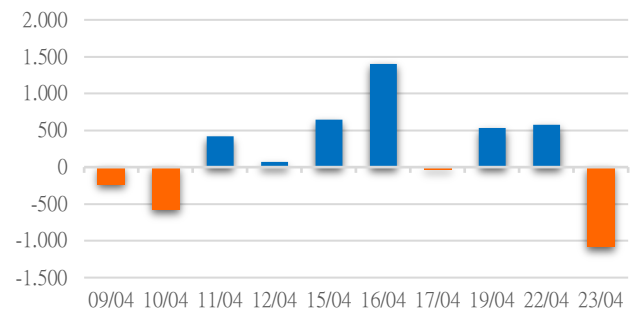
證券代碼	買超金額 (Mil.VND)	證券代碼	賣超金額 (Mil.VND)
IDC	10,914		
PVS	6,103		
MBS	1,335		

HNX 自營交易最大前名

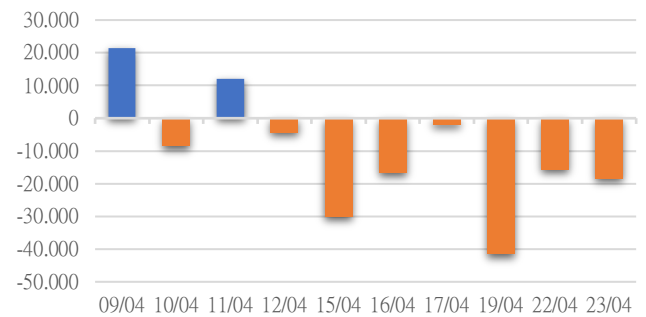
證券代碼	買超金額 (Mil.VND)	證券代碼	賣超金額 (Mil.VND)
BSR	2,730.00		
MCH	552.60		
VEA	353.00		

UPCoM 自營交易最大前名

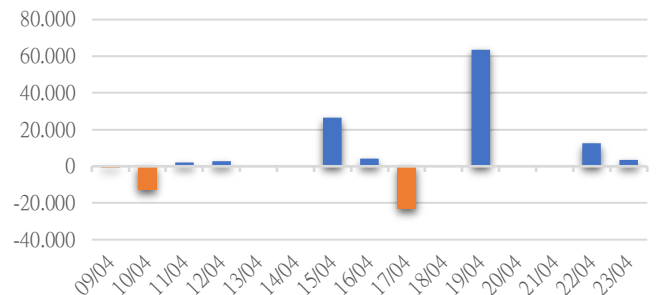
HSX 自營交易每日買/賣超 (BilVND)



HNX 自營交易每日買/賣超 (BilVND)



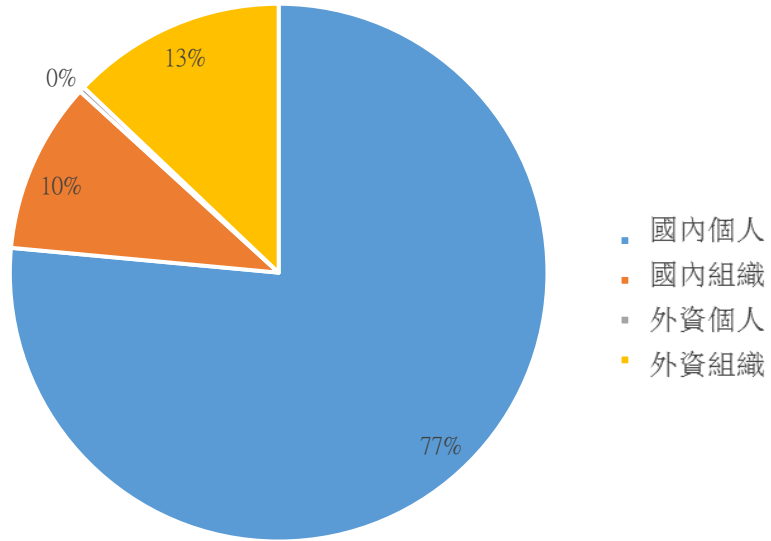
UPCOM 自營交易每日買/賣超 (BilVND)





We Create **Fortune**

越南證券市場投資人類別統計

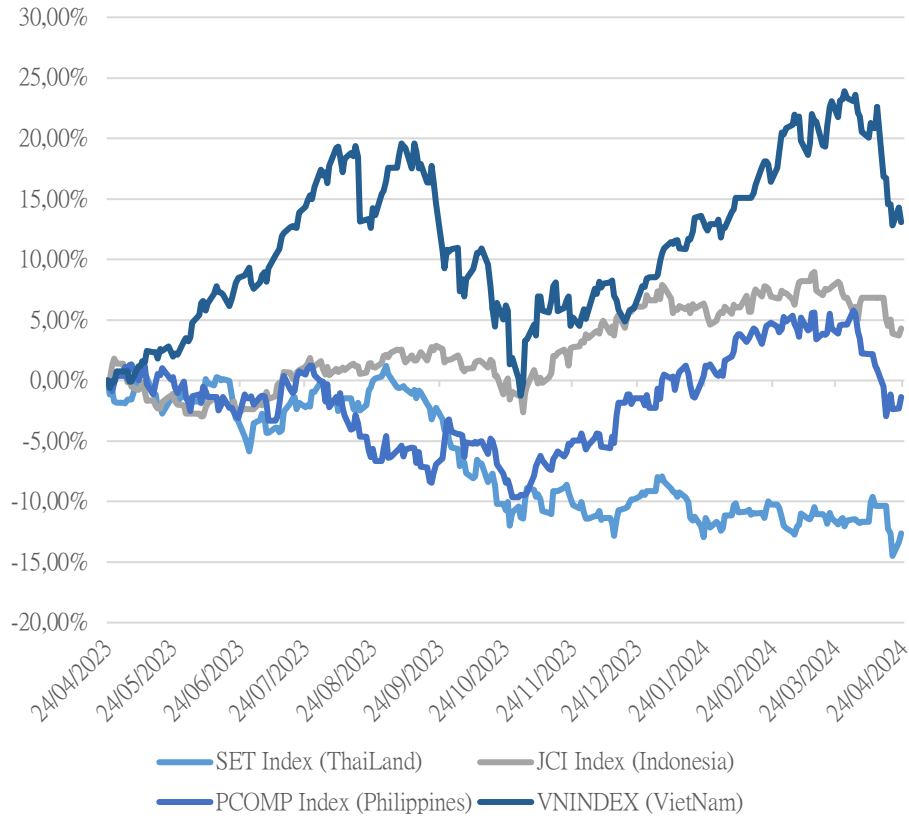


資料源: FiinPro - YSVN



We Create Fortune

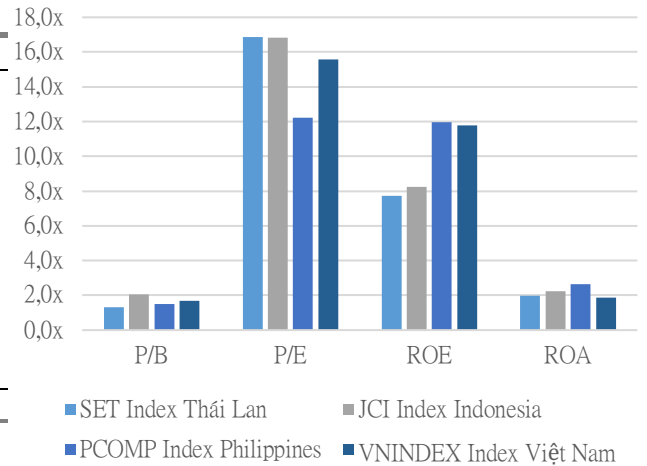
東南亞主要市場走勢比較



東南亞主要市場數據

		Thailand	Indonesia	Philippines	Vietnam
P/B		1.3x	2.1x	1.5x	1.7x
P/E		16.9x	16.8x	12.2x	15.6x
ROE	%	7.72	8.26	11.98	11.77
ROA	%	1.98	2.25	2.64	1.88
Vốn hóa	Tỷ USD	444.16	723.04	153.41	188.10
GTGD	Triệu USD	1.44	0.73	0.07	0.88
LS cổ tức	%	3.43	3.80	2.72	1.68

源：Bloomberg & YSVN





We Create **Fortune**

元大證券（越南）公司

個人客戶分析部

Nguyễn Th ê Minh
研究分析經理
+84 28 3622 6868 ext 3826
minh.nguyen@yuanta.com.vn

Lý Thị Hi ền
研究分析主管
+84 28 3622 6868 ext 3908
hien.ly@yuanta.com.vn

Quách Đức Khánh
研究分析副主管
+84 28 3622 6868 ext 3833
khanh.quach@yuanta.com.vn

Khổng Hữu Hiệp
高級分析專員
+84 28 3622 6868 ext 3912
hiiep.khong@yuanta.com.vn

Nguyễn Trịnh Ngọc Hồng
高級分析專員
+84 28 3622 6868 ext 3832
hong.nguyen@yuanta.com.vn

Phạm Tấn Phát
高級分析專員
+84 28 3622 6868 ext 3880
phat.pham@yuanta.com.vn

個人客戶業務部

Phạm Đắc Thành
北部營業中心經理
+84 28 3622 6868 ext 3416
thanh.pham@yuanta.com.vn

Võ Thị Thu Thủy
平陽分行經理
+84 28 3622 6868 ext 3505
thuy.vo@yuanta.com.vn

Lương Kỳ Ty
堤岸分行經理
+84 28 3622 6868 ext 3653
ty.luong@yuanta.com.vn

Bùi Quốc Phong
同奈分行經理
+84 28 3622 6868 ext 3701
phong.bui@yuanta.com.vn

Võ Đình Tuấn
峴港分行經理
+84 28 3622 6868 ext 3301
tuan.vo@yuanta.com.vn

Nguyễn Việt Quang
河內分行經理
+84 28 3622 6868 ext 3404
quang.nguyen@yuanta.com.vn

Đinh Thị Thu Cúc
頭頓分行經理
+84 28 3622 6868 ext 3203
cuc.dinh@yuanta.com.vn



We Create **Fortune**

Appendix A: Important Disclosures

Analyst Certification

Each research analyst primarily responsible for the content of this research report, in whole or in part, certifies that with respect to each security or issuer that the analyst covered in this report: (1) all of the views expressed accurately reflect his or her personal views about those securities or issuers; and (2) no part of his or her compensation was, is, or will be, directly or indirectly, related to the specific recommendations or views expressed by that research analyst in the research report.

Ratings Definitions

BUY: We have a positive outlook on the stock based on our expected absolute or relative return over the investment period. Our thesis is based on our analysis of the company's outlook, financial performance, catalysts, valuation and risk profile. We recommend investors add to their position.

HOLD-Outperform: In our view, the stock's fundamentals are relatively more attractive than peers at the current price. Our thesis is based on our analysis of the company's outlook, financial performance, catalysts, valuation and risk profile.

HOLD-Underperform: In our view, the stock's fundamentals are relatively less attractive than peers at the current price. Our thesis is based on our analysis of the company's outlook, financial performance, catalysts, valuation and risk profile.

SELL: We have a negative outlook on the stock based on our expected absolute or relative return over the investment period. Our thesis is based on our analysis of the company's outlook, financial performance, catalysts, valuation and risk profile. We recommend investors reduce their position.

Under Review: We actively follow the company, although our estimates, rating and target price are under review.

Restricted: The rating and target price have been suspended temporarily to comply with applicable regulations and/or Yuanta policies.

Note: Yuanta research coverage with a Target Price is based on an investment period of 12 months. Greater China Discovery Series coverage does not have a formal 12 month Target Price and the recommendation is based on an investment period specified by the analyst in the report.

Global Disclaimer

© 2018 Yuanta. All rights reserved. The information in this report has been compiled from sources we believe to be reliable, but we do not hold ourselves responsible for its completeness or accuracy. It is not an offer to sell or solicitation of an offer to buy any securities. All opinions and estimates included in this report constitute our judgment as of this date and are subject to change without notice.

This report provides general information only. Neither the information nor any opinion expressed herein constitutes an offer or invitation to make an offer to buy or sell securities or other investments. This material is prepared for general circulation to clients and is not intended to provide tailored investment advice and does not take into account the individual financial situation and objectives of any specific person who may receive this report. Investors should seek financial advice regarding the appropriateness of investing in any securities, investments or investment strategies discussed or recommended in this report. The information contained in this report has been compiled from sources believed to be reliable but no representation or warranty, express or implied, is made as to its accuracy, completeness or correctness. This report is not (and should not be construed as) a solicitation to act as securities broker or dealer in any jurisdiction by any person or company that is not legally permitted to carry on such business in that jurisdiction.

Yuanta research is distributed in the United States only to Major U.S. Institutional Investors (as defined in Rule 15a-6 under the Securities Exchange Act of 1934, as amended and SEC staff interpretations thereof). All transactions by a US person in the securities mentioned in this report must be effected through a registered broker-dealer under Section 15 of the Securities Exchange Act of 1934, as amended. Yuanta research is distributed in Taiwan by Yuanta Securities Investment Consulting. Yuanta research is distributed in Hong Kong by Yuanta Securities (Hong Kong) Co. Limited, which is licensed in Hong Kong by the Securities and Futures Commission for regulated activities, including Type 4 regulated activity (advising on securities). In Hong Kong, this research report may not be redistributed, retransmitted or disclosed, in whole or in part or and any form or manner, without the express written