

當日市場：需求占主導地位，VN-Index 突破 1,200 點

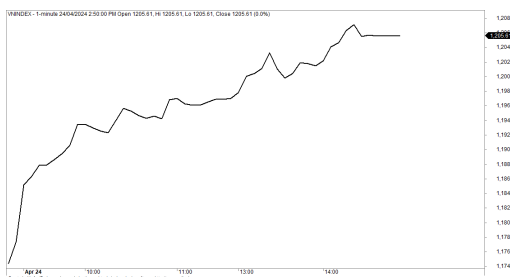
2024/04/25

市場走勢

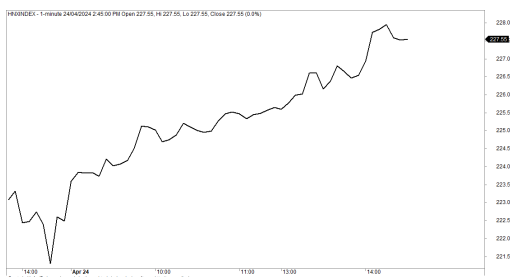
市場指數	VNI	HNI	UPCOM
收盤	1,205.61	227.87	88.37
%日	2.40%	2.35%	0.98%
%週	1.06%	0.74%	0.25%
%月	-5.94%	-5.71%	-2.84%
%年	15.77%	10.21%	13.44%
成交值(Bil.VND)			
當日	19,804	1,609	414
日均量/週	19,220	1,779	507
日均量/月	22,989	2,132	692
外資進出			
買進	2,498.64	130.44	14.83
賣出	2,749.93	70.07	44.74
買賣超	-251.30	60.37	-29.91
市場漲跌家數			
上漲	313	147	185
下跌	54	41	115
持平	52	137	603
市場指標			
P/E	13.98	18.21	20.36
總市值 (兆盾)	4,894	307	1,230
股息殖利率	4.06%	5.78%	4.29%

資料源: Bloomberg - YSVN

VNINDEX



HNIINDEX



市場走勢

當現金流回歸最近被強勁拋售的龍頭股時，市場大幅上漲。持續的上漲動能幫助指數錨定了高位區域，其中 VN-Index 收盤上漲 2.4%，止於 1,205.61 點，HNX-Index 上漲 2.35%，Upcom-Index 上漲 0.98%。與前一交易日相比，交易額微有增加，3 大市場的交易額均達到 21 兆 8,260 億越南盾。

現金流回歸房地產、銀行、鋼鐵、證券等大型股，其中 DIG、PDR、DXG、NLG、GVR 漲停。值得關注的是，FPT 收於 120,100 越南盾的最高水平，流動性處於歷史水平。積極情緒幫助價格上漲的股票數量完全占主導，其中 VN30-Index 有 30 檔上漲股。

漲幅擴散至大盤和許多行業板塊。中小型股也積極上漲，VNMIID-Index 上漲 3.55%，VNSML-Index 上漲 2.52%，如 DXV、KSB、NBB、TDM、ELC、VTP 漲停。

外資在 3 大市場賣超 2,120 億越南盾，其中 FUEVFNVD (9,770 億)、VHM (850 億)、VCB (510 億) 被拋售最多的股票。相反，HPG (1,640 億)、MWG (1,600 億)、VND (910 億) 在買超方面領先。

市場短期觀點

我們認為市場可能會在下一個交易日繼續上漲，而 VN-Index 可能會在接下來的幾個交易日測試 1,200 - 1,225 點的阻力位。同時，當投資者從前幾個交易日抄底中獲利時，市場在下一個交易日仍可能出現調整。此外，短期情緒指標上漲，顯示短期投資者的悲觀情緒比前一交易日有所減輕。

大盤的短期走勢仍維持下跌。因此，我們建議短期投資者可以繼續持有低比例的股票，並可以考慮低比例探索買進。

請在 <https://ysradar.yuanta.com.vn/> 查看有關股票的信號。



We Create Fortune

技術分析圖



指數技術分析圖 VN-Index



指數技術分析圖 HNX-Index

指數	短期趨勢	中期趨勢	阻力區 1	阻力區 2	支撐區 1	支撐區 2
VN-Index	下跌	中性	1300	1330	870	800
HNX-Index	下跌	中性	260	306	189	160
VN30	下跌	中性	1300	1336	980	960
VNMidcaps	下跌	中性	1280	1250	963	900
VNSmallcaps	下跌	中性	1250	1250	804	750

We Create Fortune

胡志明市交易所 (HSX)

	收盤	漲跌%
VNI	1205.61	2.40%
VN30	1232.17	2.65%
VN Mid	1813.49	3.55%
VN Small	1395.41	2.52%

河內交易所 (HSX)

	收盤	漲跌%
HNI	227.87	2.35%
HN30	489.22	3.75%
VNX AllSh	1238.18	2.90%

UPCOM 市場 (UPCoM)

	收盤	漲跌%
UPCoM	88.37	0.98%

外資交易	成交值 (BiL.VND)
買進	2498.63558
賣出	2749.93252
買超/賣超	-251.296939

外資交易	成交值 (BiL.VND)
買進	130.44
賣出	70.07
買超/賣超	60.37

外資交易	成交值 (BiL.VND)
買進	14.83
賣出	44.74
買超/賣超	-29.91

上漲排名/股碼	漲跌(VND)	漲跌%
ELC	1400	7.00%
TDM	3150	7.00%
FPT	7800	6.95%
VTP	4800	6.95%
NLG	2500	6.94%

上漲排名/股碼	漲跌(VND)	漲跌%
IPA	1300	9.85%
CAG	1000	9.71%
VGS	2000	8.66%
AAV	300	7.69%
CEO	1300	7.47%

上漲排名/股碼	漲跌(VND)	漲跌%
VGI	0	8.31%
VLB	0	5.68%
LTG	5320929	3.37%
DDV	66123351	2.86%
VGT	174483560	2.84%

下跌排名/股碼	漲跌(VND)	漲跌%
QCG	-600	-3.87%
LIX	-2300	-3.46%
POM	-80	-2.81%
LGL	-70	-2.17%
FIR	-70	-1.04%

下跌排名/股碼	漲跌(VND)	漲跌%
VHE	-100	-3.45%
DL1	-100	-2.56%
DVM	-100	-0.85%
SCG	-200	-0.30%
DDG	0	0.00%

下跌排名/股碼	漲跌(VND)	漲跌%
AAH	-164	-4.82%
BCA	-848	-4.28%
APF	-784	-1.20%
ABC	-144	-1.17%
ACV	-729	-0.87%

*備註：市值>5,000 億盾；成交值>15 億盾

市值排名/股碼	BiL.VND
VCB	506,371,668
BID	285,021,795
CTG	176,941,228
VHM	176,787,320
GAS	171,336,793

市值排名/股碼	BiL.VND
PVS	18,784,075
IDC	17,951,996
HUT	15,351,206
SHS	15,124,716
THD	13,590,499

市值排名/股碼	BiL.VND
VGI	183,292,223
ACV	181,059,145
MCH	100,163,999
BSR	56,553,113
VEA	46,931,887

交易量排名/股碼	成交值	30 日均
FUEVFNVD	35,516,187	3,102,927
NVL	28,325,012	45,602,463
VIX	26,365,800	34,289,660
SHB	25,751,500	26,130,520
DIG	25,333,700	24,322,938

交易量排名/股碼	成交值	30 日均
SHS	23,529,347	26,190,814
CEO	11,694,057	13,110,147
PVS	5,907,068	9,570,356
MBS	3,784,307	4,452,054
HUT	2,698,515	4,909,090

交易量排名/股碼	成交值	30 日均
BSR	3,880,575	7,988,192
AAH	3,269,265	6,262,338
SBS	1,837,865	1,782,518
DDV	1,662,401	2,161,574
VGI	1,304,130	2,119,580

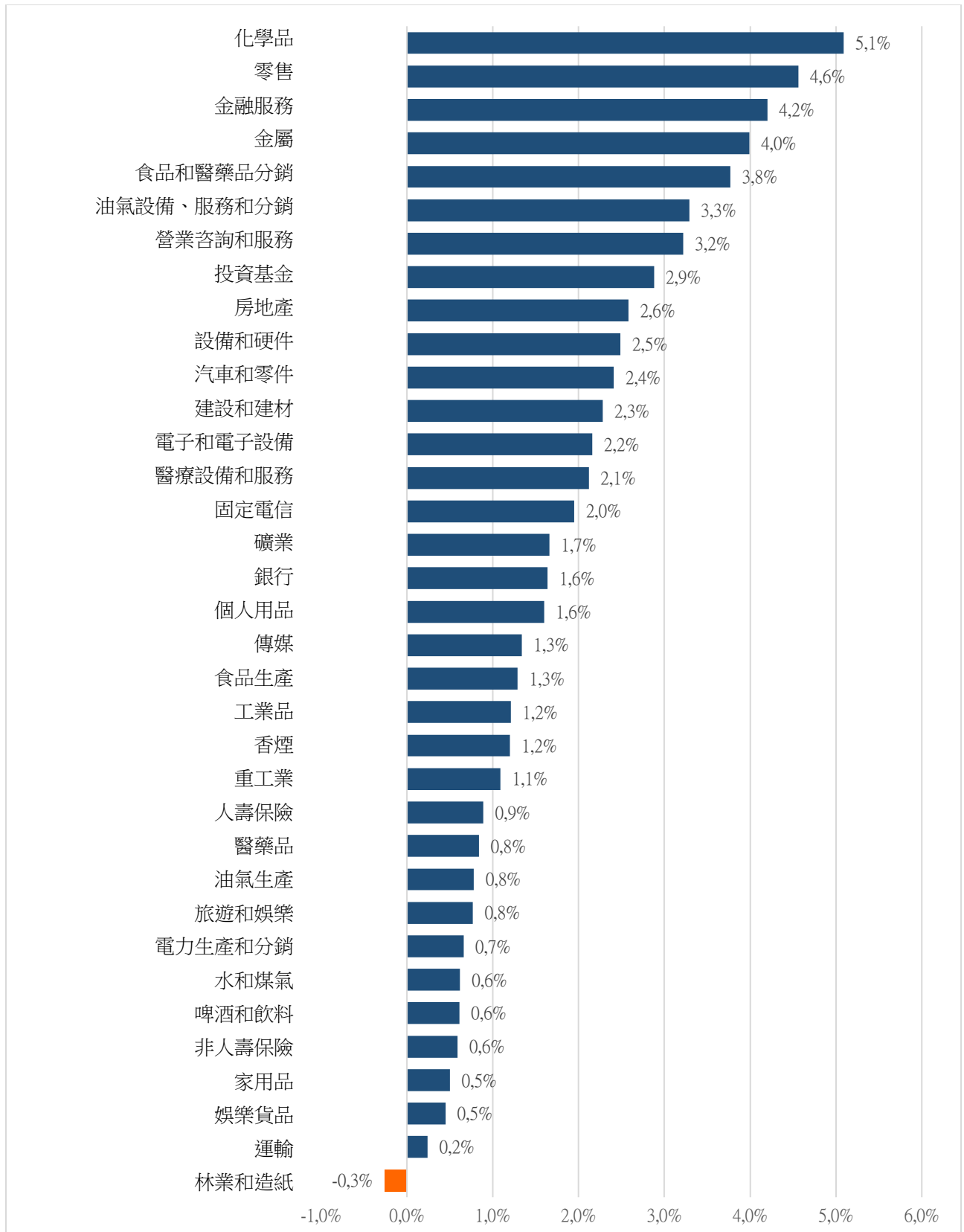
資料源: Bloomberg & Yuanta Research

資料源: Bloomberg & Yuanta Research

資料源: Bloomberg & Yuanta Research

We Create Fortune

各行業板塊的交易走勢



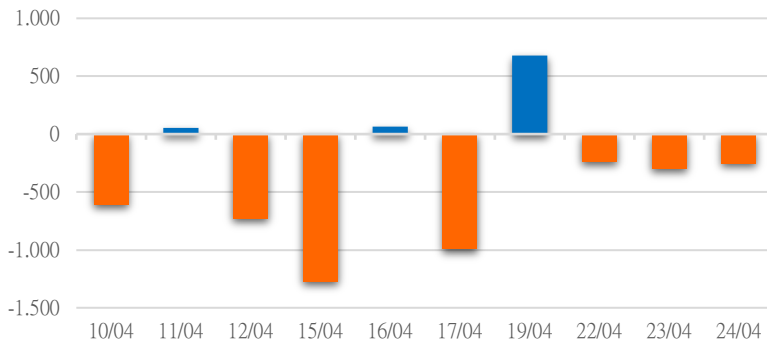
資料源: FimPro - YSVN



We Create Fortune

外資買進賣統計

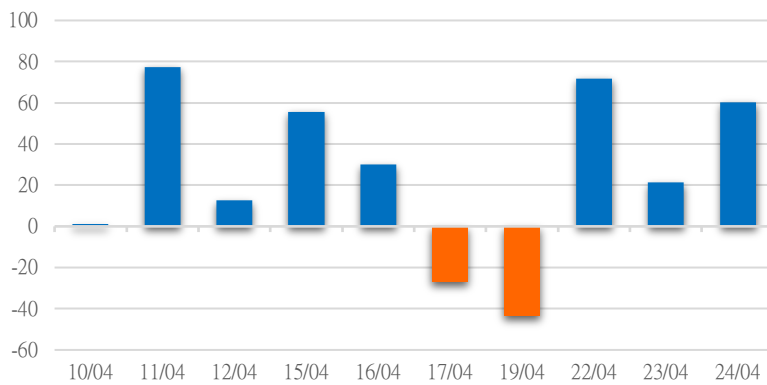
HSX 外資每日買/賣超



證券代碼	買超金額 (Mil.VND)	證券代碼	賣超金額 (Mil.VND)
HPG	163,966	FUEVFNVD	-984,456
MWG	160,366	VHM	-84,717
VND	91,044	VCB	-51,395
SSI	72,740	HDB	-45,377
TPB	60,460	GAS	-37,127

HSX 外資買/賣超的前 5 名

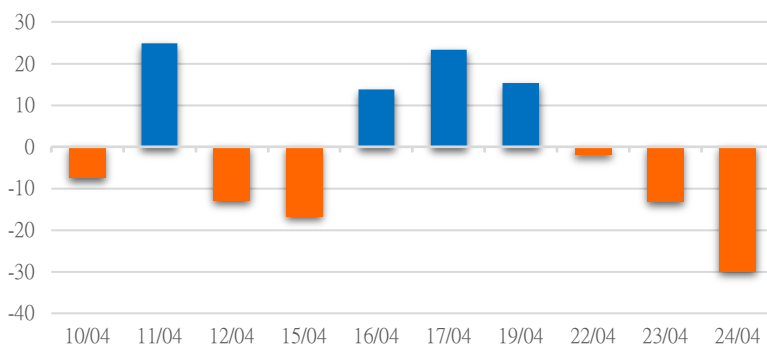
HNX 外資每日買/賣超



證券代碼	買超金額 (Mil.VND)	證券代碼	賣超金額 (Mil.VND)
PVS	80,135	IDC	-18,834
MBS	11,856	SHS	-10,775
VGS	2,991	TNG	-4,213
L14	1,163	BVS	-1,849
CEO	1,101	SLS	-1,672

HNX 外資買/賣超的前 5 名

UPCOM 外資每日買/賣超



證券代碼	買超金額 (Mil.VND)	證券代碼	賣超金額 (Mil.VND)
LTG	4,426	ACV	-12,667
VGT	2,491	VEA	-9,452
ABI	701	QNS	-8,908
VGG	299	MCH	-4,284
VGR	175	NTC	-1,980

UPCOM 外資買/賣超的前 5 名

源: FiinPro - YSVN



We Create Fortune

自營統計

證券代碼	買超金額 (Mil.VND)	證券代碼	賣超金額 (Mil.VND)
FUEVFNVD	986,485	FPT	240,619
VPB	164,145	PTB	20,221
GEX	18,298	HPG	15,544
PC1	17,892	DIG	12,029
EIB	17,824	PNJ	11,606

HSX 自營交易最大前名

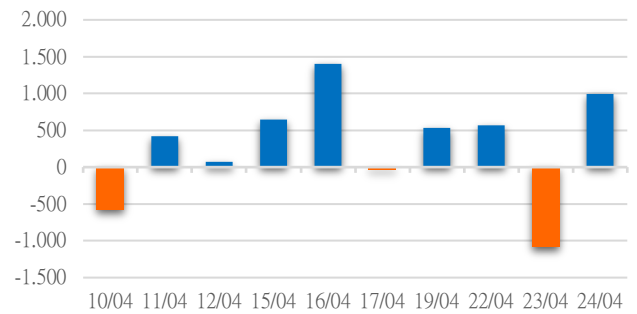
證券代碼	買超金額 (Mil.VND)	證券代碼	賣超金額 (Mil.VND)
IDC	22,085	MBS	9,899
HHC	8	PVS	1,147
		CEO	2
		PVC	1

HNX 自營交易最大前名

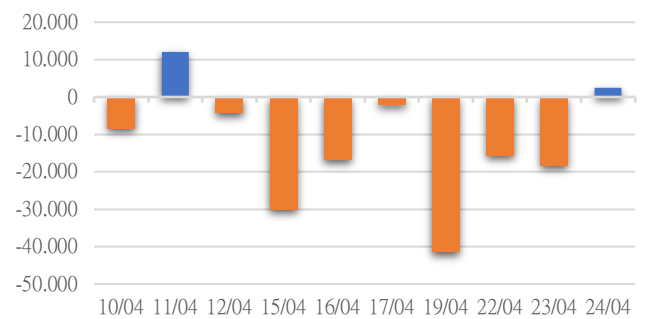
證券代碼	買超金額 (Mil.VND)	證券代碼	賣超金額 (Mil.VND)
VEA	352.70	BSR	8,876

UPCoM 自營交易最大前名

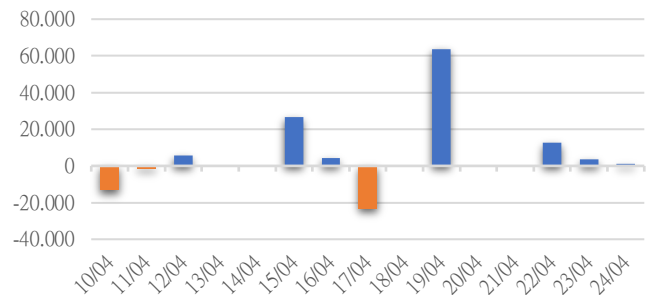
HSX 自營交易每日買/賣超 (BilVND)



HNX 自營交易每日買/賣超 (BilVND)



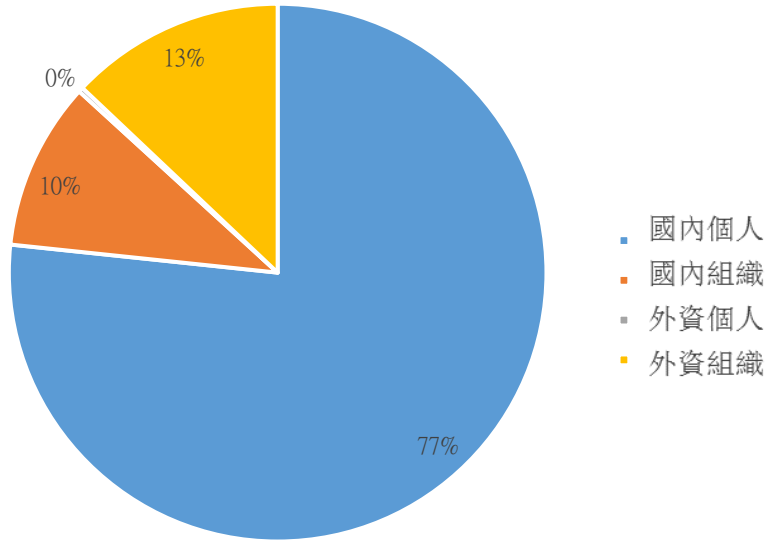
UPCoM 自營交易每日買/賣超 (BilVND)





We Create **Fortune**

越南證券市場投資人類別統計



資料源: FiinPro - YSVN



We Create Fortune

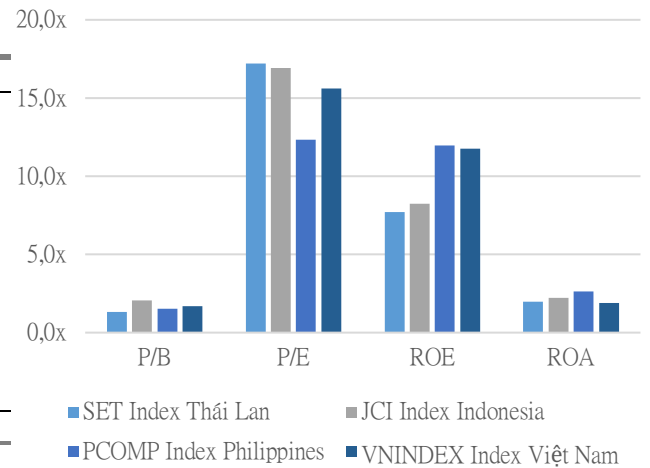
東南亞主要市場走勢比較



東南亞主要市場數據

		Thailand	Indonesia	Philippines	Vietnam
P/B		1.3x	2.1x	1.5x	1.7x
P/E		17.2x	16.9x	12.3x	15.6x
ROE	%	7.72	8.22	11.98	11.77
ROA	%	1.98	2.24	2.64	1.88
Vốn hóa	Tỷ USD	452.76	725.83	155.00	188.70
GTGD	Triệu USD	1.16	0.68	0.06	0.61
LS cổ tức	%	3.42	3.73	2.66	1.66

源: Bloomberg & YSVN





We Create **Fortune**

元大證券（越南）公司

個人客戶分析部

Nguyễn Th ê Minh
研究分析經理
+84 28 3622 6868 ext 3826
minh.nguyen@yuanta.com.vn

Lý Thị Hi ền
研究分析主管
+84 28 3622 6868 ext 3908
hien.ly@yuanta.com.vn

Quách Đức Khánh
研究分析副主管
+84 28 3622 6868 ext 3833
khanh.quach@yuanta.com.vn

Khổng Hữu Hiệp
高級分析專員
+84 28 3622 6868 ext 3912
hiiep.khong@yuanta.com.vn

Nguyễn Trịnh Ngọc Hồng
高級分析專員
+84 28 3622 6868 ext 3832
hong.nguyen@yuanta.com.vn

Phạm Tấn Phát
高級分析專員
+84 28 3622 6868 ext 3880
phat.pham@yuanta.com.vn

個人客戶業務部

Phạm Đắc Thành
北部營業中心經理
+84 28 3622 6868 ext 3416
thanh.pham@yuanta.com.vn

Võ Thị Thu Thủy
平陽分行經理
+84 28 3622 6868 ext 3505
thuy.vo@yuanta.com.vn

Lương Kỳ Ty
堤岸分行經理
+84 28 3622 6868 ext 3653
ty.luong@yuanta.com.vn

Bùi Quốc Phong
同奈分行經理
+84 28 3622 6868 ext 3701
phong.bui@yuanta.com.vn

Võ Đình Tuấn
峴港分行經理
+84 28 3622 6868 ext 3301
tuan.vo@yuanta.com.vn

Nguyễn Việt Quang
河內分行經理
+84 28 3622 6868 ext 3404
quang.nguyen@yuanta.com.vn

Đinh Thị Thu Cúc
頭頓分行經理
+84 28 3622 6868 ext 3203
cuc.dinh@yuanta.com.vn



We Create **Fortune**

Appendix A: Important Disclosures

Analyst Certification

Each research analyst primarily responsible for the content of this research report, in whole or in part, certifies that with respect to each security or issuer that the analyst covered in this report: (1) all of the views expressed accurately reflect his or her personal views about those securities or issuers; and (2) no part of his or her compensation was, is, or will be, directly or indirectly, related to the specific recommendations or views expressed by that research analyst in the research report.

Ratings Definitions

BUY: We have a positive outlook on the stock based on our expected absolute or relative return over the investment period. Our thesis is based on our analysis of the company's outlook, financial performance, catalysts, valuation and risk profile. We recommend investors add to their position.

HOLD-Outperform: In our view, the stock's fundamentals are relatively more attractive than peers at the current price. Our thesis is based on our analysis of the company's outlook, financial performance, catalysts, valuation and risk profile.

HOLD-Underperform: In our view, the stock's fundamentals are relatively less attractive than peers at the current price. Our thesis is based on our analysis of the company's outlook, financial performance, catalysts, valuation and risk profile.

SELL: We have a negative outlook on the stock based on our expected absolute or relative return over the investment period. Our thesis is based on our analysis of the company's outlook, financial performance, catalysts, valuation and risk profile. We recommend investors reduce their position.

Under Review: We actively follow the company, although our estimates, rating and target price are under review.

Restricted: The rating and target price have been suspended temporarily to comply with applicable regulations and/or Yuanta policies.

Note: Yuanta research coverage with a Target Price is based on an investment period of 12 months. Greater China Discovery Series coverage does not have a formal 12 month Target Price and the recommendation is based on an investment period specified by the analyst in the report.

Global Disclaimer

© 2018 Yuanta. All rights reserved. The information in this report has been compiled from sources we believe to be reliable, but we do not hold ourselves responsible for its completeness or accuracy. It is not an offer to sell or solicitation of an offer to buy any securities. All opinions and estimates included in this report constitute our judgment as of this date and are subject to change without notice.

This report provides general information only. Neither the information nor any opinion expressed herein constitutes an offer or invitation to make an offer to buy or sell securities or other investments. This material is prepared for general circulation to clients and is not intended to provide tailored investment advice and does not take into account the individual financial situation and objectives of any specific person who may receive this report. Investors should seek financial advice regarding the appropriateness of investing in any securities, investments or investment strategies discussed or recommended in this report. The information contained in this report has been compiled from sources believed to be reliable but no representation or warranty, express or implied, is made as to its accuracy, completeness or correctness. This report is not (and should not be construed as) a solicitation to act as securities broker or dealer in any jurisdiction by any person or company that is not legally permitted to carry on such business in that jurisdiction.

Yuanta research is distributed in the United States only to Major U.S. Institutional Investors (as defined in Rule 15a-6 under the Securities Exchange Act of 1934, as amended and SEC staff interpretations thereof). All transactions by a US person in the securities mentioned in this report must be effected through a registered broker-dealer under Section 15 of the Securities Exchange Act of 1934, as amended. Yuanta research is distributed in Taiwan by Yuanta Securities Investment Consulting. Yuanta research is distributed in Hong Kong by Yuanta Securities (Hong Kong) Co. Limited, which is licensed in Hong Kong by the Securities and Futures Commission for regulated activities, including Type 4 regulated activity (advising on securities). In Hong Kong, this research report may not be redistributed, retransmitted or disclosed, in whole or in part or and any form or manner, without the express written