

當日市場：現金流優先考慮流入大型股

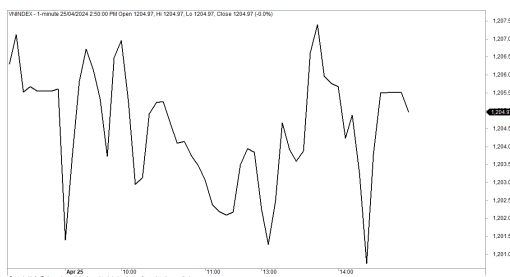
2024/04/26

市場走勢

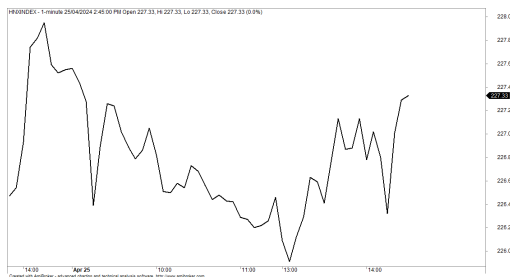
市場指數	VNI	HNI	UPCOM
收盤	1,204.97	227.57	88.33
%日	-0.05%	-0.13%	-0.04%
%週	1.00%	0.61%	0.20%
%月	-4.96%	-5.50%	-3.03%
%年	16.44%	11.18%	13.26%
成交值(Bil.VND)			
當日	14,146	1,224	488
日均量/週	18,205	1,668	503
日均量/月	22,304	2,054	686
外資進出			
買進	2,211.45	125.43	9.11
賣出	2,673.14	36.54	30.24
買賣超	-461.69	88.89	-21.13
市場漲跌家數			
上漲	136	52	131
下跌	198	105	155
持平	85	168	617
市場指標			
P/E	13.90	18.25	20.36
總市值 (兆盾)	4,891	307	1,233
股息殖利率	4.22%	5.72%	4.40%

資料源: Bloomberg - YSVN

VNINDEX



HNIINDEX



市場走勢

經過前一交易日大幅上漲後，T+ 的拋售壓力導致指數在流動性下降的情況下處於震盪的階段，市場的漲幅有所放緩。具體而言，VN-Index 收盤下跌 0.05%，止於 1,204.97 點，HNX-Index 下跌 0.13%，Upcom-Index 下跌 0.04%。3 大市場的交易額再次大幅下降，達到 15 兆 8,570 億越南盾。

VN30-Index 在當日更加積極，則收盤上漲 0.13%，這得益於 FPT (2.58%)、MWG (2.87%) 等兩檔在當日上漲並值得關注的股票。具體而言，FPT 創造了新的歷史新高，而 MWG 引領 HOSE 的流動性。此外，MSN、SAB、VNM 也錄得超過 1% 的漲幅。相反，銀行股走弱，如 MBB (-1.33%)、TCB (-1.81%)、VIB (-1.17%) 等。

從行業板塊來看，當日盤中有 16/37 個行業板塊上漲，其中，移動電信、電腦服務、零售、電子和電子設備等板塊上漲，而交通運輸、醫療設備和服務、電力生產和分銷領跌。

外資繼續在 3 大市場賣超 3,990 億越南盾，其中 FUEVFNVD (2,770 億)、DIG (440 億)、FUSSVFL (400 億) 被拋售最多的股票。相反，MWG (2,100 億)、PVS (790 億)、VND (450 億) 在買超方面領先。

市場短期觀點

我們認為市場可能會在下一個交易日再度上漲，VN-Index 可能會繼續在 1,200 - 1,225 點的價格區間波動。同時，市場有進入短期調整階段的跡象，因此在流動性較低的情況下，價格走勢圖在未來的幾個交易日仍可能在窄幅波動。積極點是，大型股的短期風險持續有逐漸下跌的跡象，顯示市場仍處於短期技術性復甦階段。

大盤的短期走勢仍維持下跌。因此，我們建議短期投資者繼續持有低比例的股票，並可以考慮低比例買進新股。

請在 <https://ysradar.yuanta.com.vn/> 查看有關股票的信號。



We Create Fortune

技術分析圖



指數技術分析圖 VN-Index



指數技術分析圖 HNX-Index

指數	短期趨勢	中期趨勢	阻力區 1	阻力區 2	支撐區 1	支撐區 2
VN-Index	下跌	中性	1300	1330	870	800
HNX-Index	下跌	中性	260	306	189	160
VN30	下跌	中性	1300	1336	980	960
VNMidcaps	下跌	中性	1280	1250	963	900
VNSmallcaps	下跌	中性	1250	1250	804	750

We Create Fortune

胡志明市交易所 (HSX)

	收盤	漲跌%
VNI	1204.97	-0.05%
VN30	1233.72	0.13%
VN Mid	1806.27	-0.40%
VN Small	1390.21	-0.37%

河內交易所 (HSX)

	收盤	漲跌%
HNI	227.57	-0.13%
HN30	487.77	-0.30%
VNX AllSh	1237.49	-0.06%

UPCOM 市場 (UPCoM)

	收盤	漲跌%
UPCoM	88.33	-0.04%

外資交易	成交值 (BiL.VND)
買進	2211.44644
賣出	2673.14088
買超/賣超	-461.694442

外資交易	成交值 (BiL.VND)
買進	125.43
賣出	36.54
買超/賣超	88.89

外資交易	成交值 (BiL.VND)
買進	9.11
賣出	30.24
買超/賣超	-21.13

上漲排名/股碼	漲跌(VND)	漲跌%
HID	200	6.97%
QCG	1000	6.71%
PSH	270	6.15%
MIG	550	3.21%
SCS	2500	3.16%

上漲排名/股碼	漲跌(VND)	漲跌%
CAG	1100	9.73%
AAV	400	9.52%
NET	5300	6.42%
VMS	1500	5.02%
VHE	100	3.57%

上漲排名/股碼	漲跌(VND)	漲跌%
FOX	0	7.22%
VGI	0	5.22%
AAH	0	3.22%
LTG	5133029	2.54%
DRI	36531422	1.78%

下跌排名/股碼	漲跌(VND)	漲跌%
QBS	-110	-6.67%
FIR	-270	-4.04%
VSH	-1650	-3.53%
TV2	-1100	-3.04%
DPG	-1300	-2.95%

下跌排名/股碼	漲跌(VND)	漲跌%
BNA	-300	-3.00%
IPA	-400	-2.76%
TNG	-500	-2.43%
TTH	-100	-2.22%
CEO	-400	-2.14%

下跌排名/股碼	漲跌(VND)	漲跌%
CST	-1193	-4.48%
ACV	-2127	-2.56%
VLB	-741	-2.16%
POS	-283	-1.75%
SBS	-87	-1.30%

*備註：市值>5,000 億盾；成交值>15 億盾

市值排名/股碼	BiL.VND
VCB	508,607,305
BID	282,741,621
VHM	177,222,757
CTG	177,209,728
GAS	169,958,749

市值排名/股碼	BiL.VND
PVS	18,784,075
IDC	18,215,996
HUT	15,261,955
SHS	15,206,031
THD	13,590,499

市值排名/股碼	BiL.VND
VGI	192,807,177
ACV	176,491,903
MCH	100,116,644
BSR	56,103,541
VEA	46,981,053

交易量排名/股碼	成交值	30 日均
MSB	31,644,200	10,139,306
MWG	19,836,400	12,503,607
EIB	17,294,300	20,868,729
VIX	15,357,200	33,929,729
DIG	15,069,200	24,369,299

交易量排名/股碼	成交值	30 日均
SHS	15,203,995	26,069,838
CEO	4,761,267	13,045,780
PVS	4,712,245	9,403,843
HUT	4,682,212	4,808,610
LAS	2,861,803	1,323,325

交易量排名/股碼	成交值	30 日均
BSR	4,492,681	7,801,482
VGI	2,154,049	2,082,514
AAH	2,036,983	6,126,289
ABB	1,053,983	1,662,311
HUG	1,033,818	1,154

資料源: Bloomberg & Yuanta Research

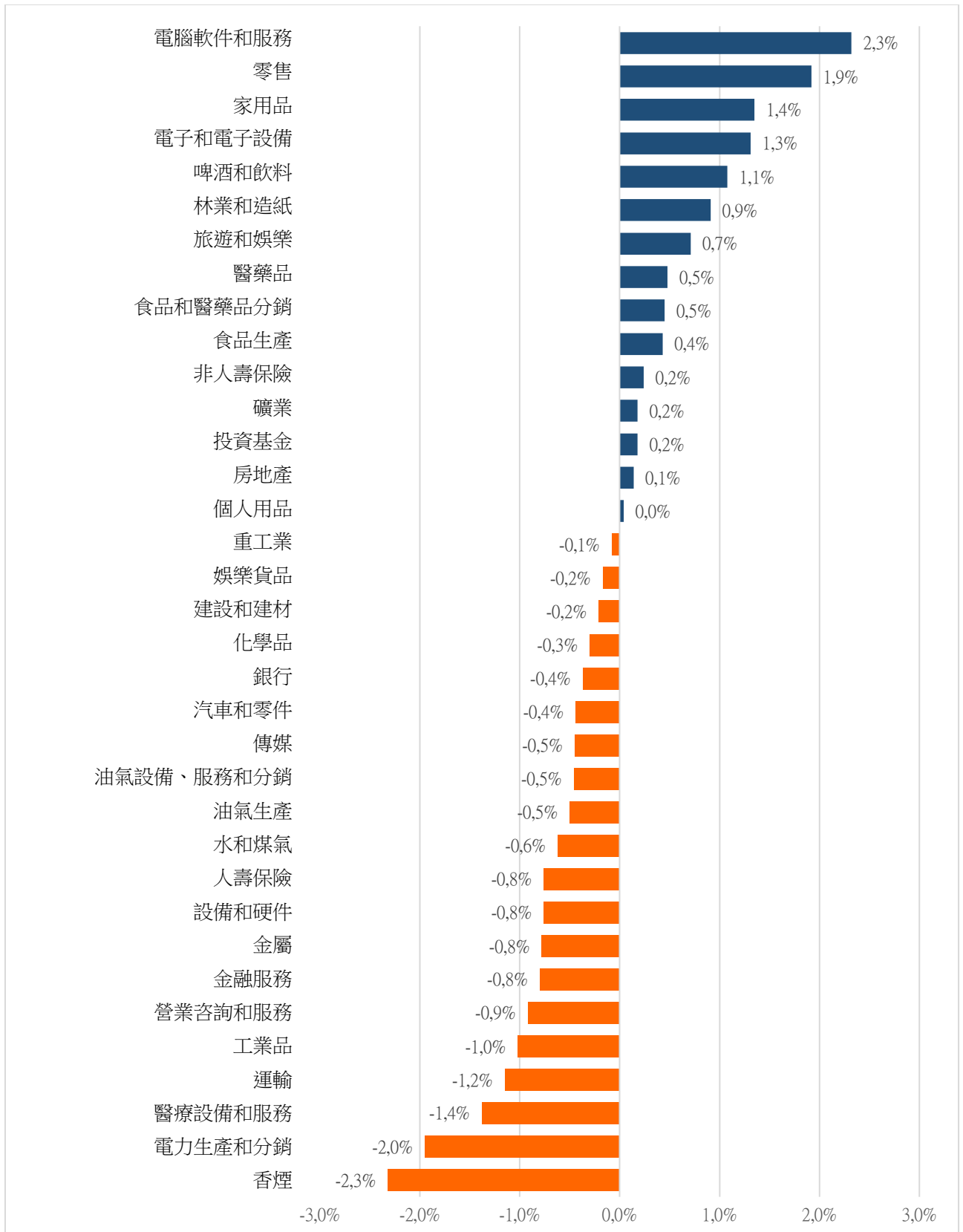
資料源: Bloomberg & Yuanta Research

資料源: Bloomberg & Yuanta Research



We Create Fortune

各行業板塊的交易走勢

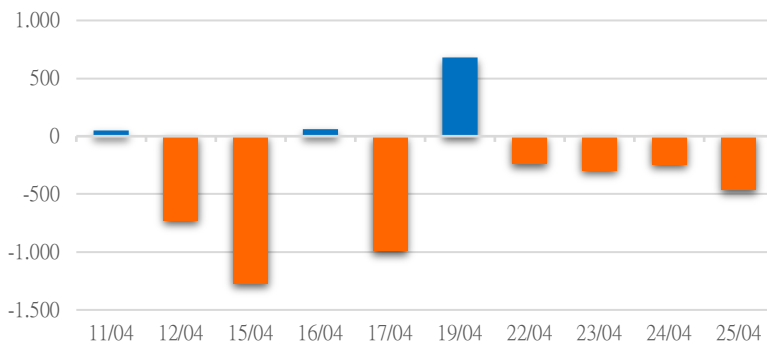


資料源: FiinPro - YSVN

We Create Fortune

外資買進賣統計

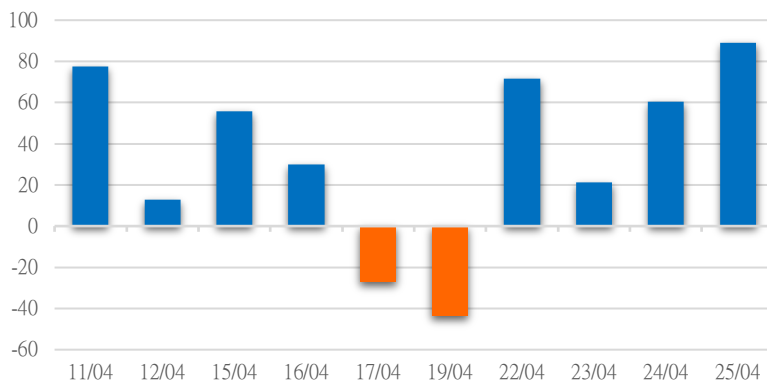
HSX 外資每日買/賣超



證券代碼	買超金額 (Mil.VND)	證券代碼	賣超金額 (Mil.VND)
MWG	210,546	FUEVFNVD	-277,797
VND	45,289	DIG	-43,935
TPB	42,586	GAS	-40,157
HPG	40,821	FUESSVFL	-40,012
KDH	28,801	GEX	-35,389

HSX 外資買/賣超的前 5 名

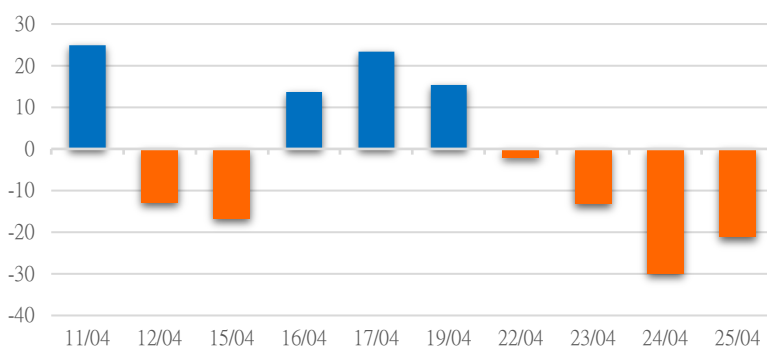
HNX 外資每日買/賣超



證券代碼	買超金額 (Mil.VND)	證券代碼	賣超金額 (Mil.VND)
PVS	79,284	SHS	-11,732
LAS	16,502	CEO	-5,428
IDC	14,111	TNG	-1,267
DTD	1,661	GKM	-906
MBS	401	BVS	-667

HNX 外資買/賣超的前 5 名

UPCOM 外資每日買/賣超



證券代碼	買超金額 (Mil.VND)	證券代碼	賣超金額 (Mil.VND)
BSR	2,201	ACV	-7,338
LTG	1,571	VEA	-5,018
MPC	95	QNS	-4,550
CNC	81	MCH	-3,104
ABI	60	NTC	-1,979

UPCOM 外資買/賣超的前 5 名

源: FiinPro - YSVN



We Create Fortune

自營統計

證券代碼	買超金額 (Mil.VND)	證券代碼	賣超金額 (Mil.VND)
FUEVFNVD	290,329	MWG	239,789
E1VFN30	59,907	FPT	169,116
GEX	39,353	TCB	92,177
FUESSVFL	39,313	ACB	78,074
BID	25,832	MBB	77,398

HSX 自營交易最大前名

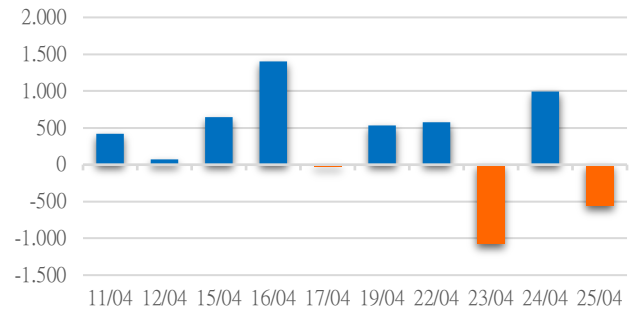
證券代碼	買超金額 (Mil.VND)	證券代碼	賣超金額 (Mil.VND)
IDC	27,959	LAS	19,479
PVS	4,326		
NVB	3,567		

HNX 自營交易最大前名

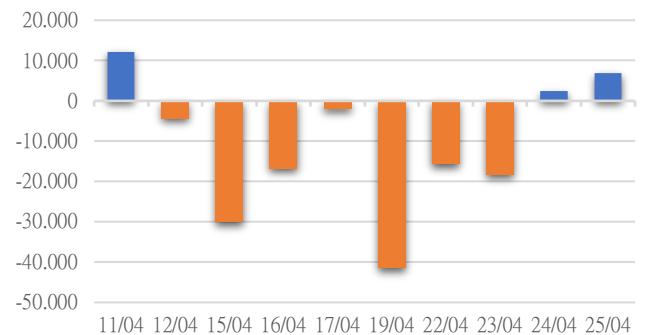
證券代碼	買超金額 (Mil.VND)	證券代碼	賣超金額 (Mil.VND)
ACV	2,415.00		

UPCoM 自營交易最大前名

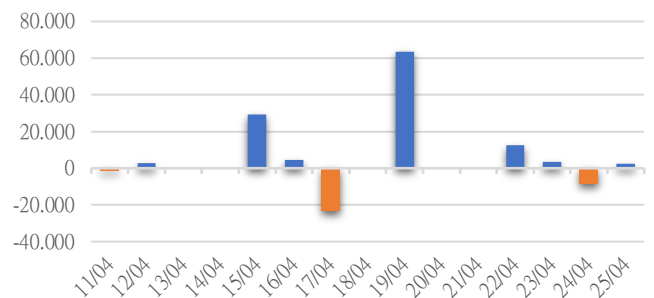
HSX 自營交易每日買/賣超 (BilVND)



HNX 自營交易每日買/賣超 (BilVND)



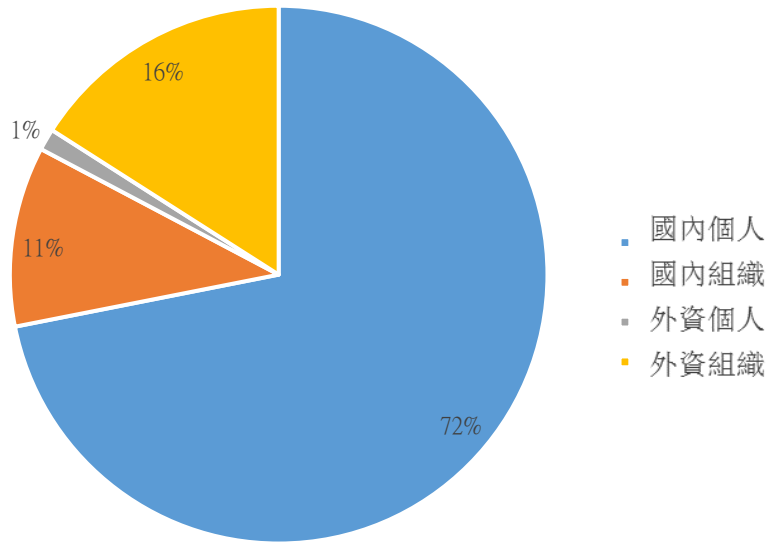
UPCoM 自營交易每日買/賣超 (BilVND)





We Create **Fortune**

越南證券市場投資人類別統計

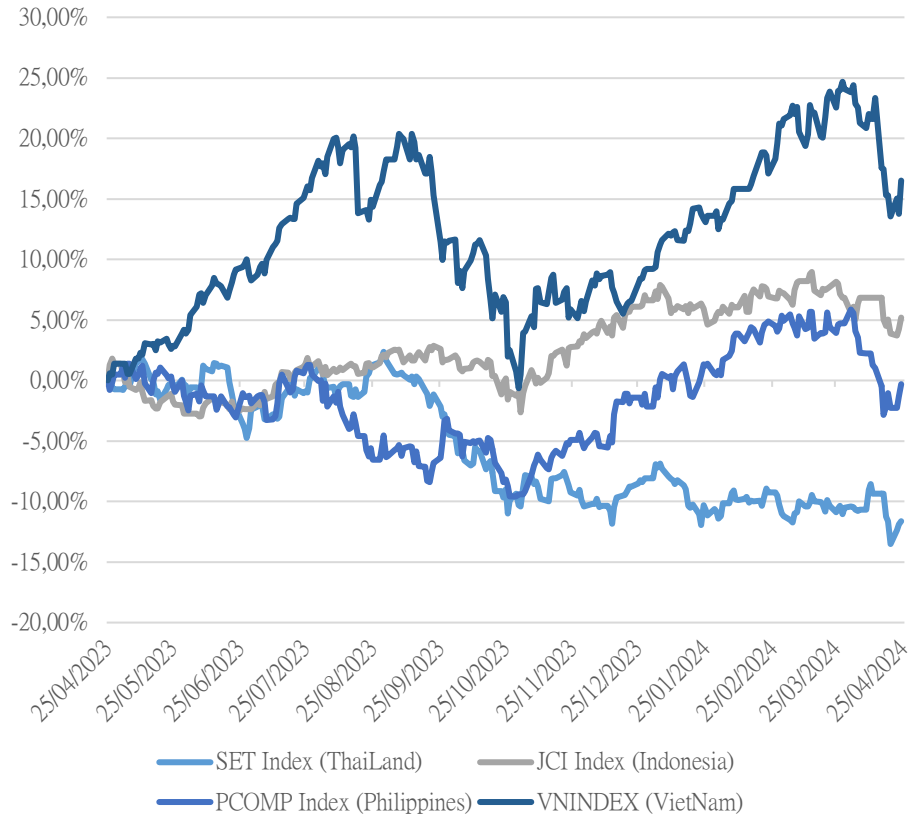


資料源: FiinPro - YSVN



We Create Fortune

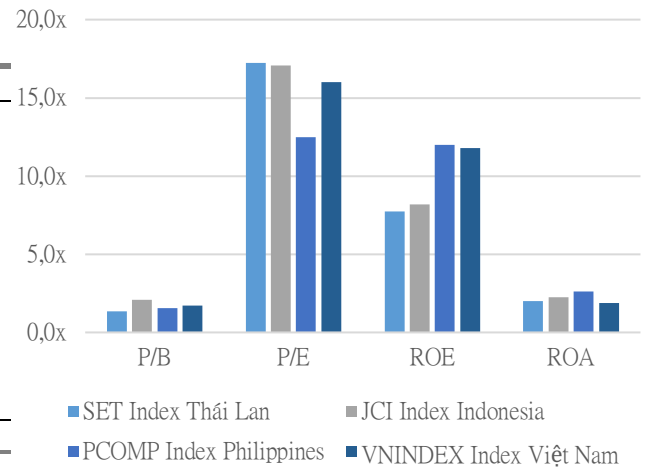
東南亞主要市場走勢比較



東南亞主要市場數據

		Thailand	Indonesia	Philippines	Vietnam
P/B		1.3x	2.1x	1.6x	1.7x
P/E		17.2x	17.1x	12.5x	16.0x
ROE	%	7.72	8.20	11.98	11.77
ROA	%	1.98	2.23	2.64	1.88
Vốn hóa	Tỷ USD	453.60	734.89	155.92	193.75
GTGD	Triệu USD	0.97	0.70	0.05	0.65
LS cổ tức	%	3.43	3.74	2.66	1.67

源: Bloomberg & YSVN





We Create **Fortune**

元大證券（越南）公司

個人客戶分析部

Nguyễn Th ê Minh
研究分析經理
+84 28 3622 6868 ext 3826
minh.nguyen@yuanta.com.vn

Lý Thị Hi ền
研究分析主管
+84 28 3622 6868 ext 3908
hien.ly@yuanta.com.vn

Quách Đức Khánh
研究分析副主管
+84 28 3622 6868 ext 3833
khanh.quach@yuanta.com.vn

Khổng Hữu Hiệp
高級分析專員
+84 28 3622 6868 ext 3912
hiiep.khong@yuanta.com.vn

Nguyễn Trịnh Ngọc Hồng
高級分析專員
+84 28 3622 6868 ext 3832
hong.nguyen@yuanta.com.vn

Phạm Tấn Phát
高級分析專員
+84 28 3622 6868 ext 3880
phat.pham@yuanta.com.vn

個人客戶業務部

Phạm Đắc Thành
北部營業中心經理
+84 28 3622 6868 ext 3416
thanh.pham@yuanta.com.vn

Võ Thị Thu Thủy
平陽分行經理
+84 28 3622 6868 ext 3505
thuy.vo@yuanta.com.vn

Lương Kỳ Ty
堤岸分行經理
+84 28 3622 6868 ext 3653
ty.luong@yuanta.com.vn

Bùi Quốc Phong
同奈分行經理
+84 28 3622 6868 ext 3701
phong.bui@yuanta.com.vn

Võ Đình Tuấn
峴港分行經理
+84 28 3622 6868 ext 3301
tuan.vo@yuanta.com.vn

Nguyễn Việt Quang
河內分行經理
+84 28 3622 6868 ext 3404
quang.nguyen@yuanta.com.vn

Đinh Thị Thu Cúc
頭頓分行經理
+84 28 3622 6868 ext 3203
cuc.dinh@yuanta.com.vn



We Create Fortune

Appendix A: Important Disclosures

Analyst Certification

Each research analyst primarily responsible for the content of this research report, in whole or in part, certifies that with respect to each security or issuer that the analyst covered in this report: (1) all of the views expressed accurately reflect his or her personal views about those securities or issuers; and (2) no part of his or her compensation was, is, or will be, directly or indirectly, related to the specific recommendations or views expressed by that research analyst in the research report.

Ratings Definitions

BUY: We have a positive outlook on the stock based on our expected absolute or relative return over the investment period. Our thesis is based on our analysis of the company's outlook, financial performance, catalysts, valuation and risk profile. We recommend investors add to their position.

HOLD-Outperform: In our view, the stock's fundamentals are relatively more attractive than peers at the current price. Our thesis is based on our analysis of the company's outlook, financial performance, catalysts, valuation and risk profile.

HOLD-Underperform: In our view, the stock's fundamentals are relatively less attractive than peers at the current price. Our thesis is based on our analysis of the company's outlook, financial performance, catalysts, valuation and risk profile.

SELL: We have a negative outlook on the stock based on our expected absolute or relative return over the investment period. Our thesis is based on our analysis of the company's outlook, financial performance, catalysts, valuation and risk profile. We recommend investors reduce their position.

Under Review: We actively follow the company, although our estimates, rating and target price are under review.

Restricted: The rating and target price have been suspended temporarily to comply with applicable regulations and/or Yuanta policies.

Note: Yuanta research coverage with a Target Price is based on an investment period of 12 months. Greater China Discovery Series coverage does not have a formal 12 month Target Price and the recommendation is based on an investment period specified by the analyst in the report.

Global Disclaimer

© 2018 Yuanta. All rights reserved. The information in this report has been compiled from sources we believe to be reliable, but we do not hold ourselves responsible for its completeness or accuracy. It is not an offer to sell or solicitation of an offer to buy any securities. All opinions and estimates included in this report constitute our judgment as of this date and are subject to change without notice.

This report provides general information only. Neither the information nor any opinion expressed herein constitutes an offer or invitation to make an offer to buy or sell securities or other investments. This material is prepared for general circulation to clients and is not intended to provide tailored investment advice and does not take into account the individual financial situation and objectives of any specific person who may receive this report. Investors should seek financial advice regarding the appropriateness of investing in any securities, investments or investment strategies discussed or recommended in this report. The information contained in this report has been compiled from sources believed to be reliable but no representation or warranty, express or implied, is made as to its accuracy, completeness or correctness. This report is not (and should not be construed as) a solicitation to act as securities broker or dealer in any jurisdiction by any person or company that is not legally permitted to carry on such business in that jurisdiction.

Yuanta research is distributed in the United States only to Major U.S. Institutional Investors (as defined in Rule 15a-6 under the Securities Exchange Act of 1934, as amended and SEC staff interpretations thereof). All transactions by a US person in the securities mentioned in this report must be effected through a registered broker-dealer under Section 15 of the Securities Exchange Act of 1934, as amended. Yuanta research is distributed in Taiwan by Yuanta Securities Investment Consulting. Yuanta research is distributed in Hong Kong by Yuanta Securities (Hong Kong) Co. Limited, which is licensed in Hong Kong by the Securities and Futures Commission for regulated activities, including Type 4 regulated activity (advising on securities). In Hong Kong, this research report may not be redistributed, retransmitted or disclosed, in whole or in part or and any form or manner, without the express written