

當日市場：市場繼續平衡

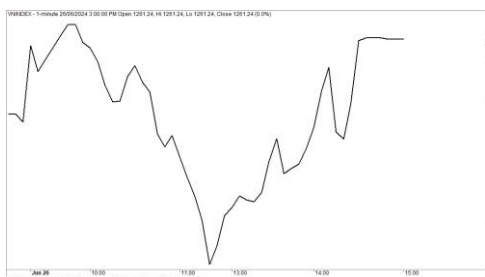
2024/06/27

市場走勢

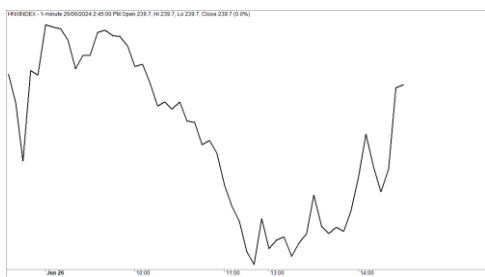
市場指數	VNI	HNI	UPCOM
收盤	1,261.24	239.68	98.90
%日	0.37%	-0.21%	0.07%
%週	-1.45%	-1.60%	0.55%
%月	-0.05%	-0.84%	4.77%
%年	11.41%	3.75%	15.54%
成交值(Bil.VND)			
當日	20,784	1,133	1,254
日均量/週	23,866	1,528	1,811
日均量/月	23,333	1,690	1,629
外資進出			
買進	2,635.64	64.01	34.35
賣出	3,233.75	50.92	15.69
買賣超	-598.11	13.09	18.66
市場漲跌家數			
上漲	165	84	149
下跌	168	76	190
持平	84	158	564
市場指標			
P/E	14.16	18.38	28.18
總市值 (兆盾)	5,165	336	1,691
股息殖利率 ²	4.84%	2.96%	5.26%

資料源: Bloomberg - YSVN

VNINDEX



HNIINDEX



市場走勢

市場指數繼續橫盤整理，並行業板塊之間分化。市場走勢比前一交易日類似，需求再次加入時，幫助指數在盤中大幅下跌後復甦至尾盤。VN-Index 收漲 0.37%，止於 1261.24 點，HNX-Index 反轉下跌 0.21%，Upcom-Index 上漲 0.07%。與前一交易日相比，3 大市場的交易額繼續小幅下降至 23 兆 1,710 億越南盾。

GVR (6.99%)、BCM (4.76%)、FPT (1.38%)、PLX (3.41%) 是對該指數貢獻最大的股票。此外，POW、HPG、BID 也積極上漲。相反，VCB、CTG、VHM、VRE 和 SAB 是導致指數下跌最多的股票。

在日元走弱的背景下，PPC 在當日漲停。此外，輪胎 DRC 和天然橡膠 (DPR、GVR) 也有所上漲。

外資繼續賣超過 5,700 億越南盾，其中 FPT (2,510 億)、FUEVFNVD (1,420 億)、MWG (1,250 億) 被拋售最多的股票。相反，TCB (800 億)、DBC (420 億)、MSN (370 億) 在買超方面領先。

市場短期觀點

我們認為市場在下個交易日可能會面臨下跌壓力。同時，我們認為，隨著需求走弱，復甦期在過去兩個交易日也可能快速結束。不過，不排除在 2024 年第二季度的截止基金資產淨值時，則仍可能出現小幅上漲，但上漲動能可能不會在股票中均勻擴散。此外，情緒指標持續下跌，顯示投資者對當前市場趨勢仍持悲觀態度。

大盤的短期走勢仍維持下跌。因此，我們建議投資者可以利用復甦期，以將股票比例降低至 40-45% 的短期投資組合。同時，投資者在此期間不宜買進。

請在 <https://ysradar.yuanta.com.vn/> 查看有關股票的信號。

We Create Fortune

技術分析圖



指數技術分析圖 VN-Index



指數技術分析圖 HNX-Index

指數	短期趨勢	中期趨勢	阻力區 1	阻力區 2	支撐區 1	支撐區 2
VN-Index	下跌	上漲	1300	1330	870	800
HNX-Index	下跌	上漲	260	306	189	160
VN30	下跌	上漲	1336	1350	980	960
VNMidcaps	下跌	上漲	1280	1250	963	900
VNSmallcaps	下跌	上漲	1250	1250	804	750

胡志明市交易所 (HSX)

河內交易所 (HSX)

UPCOM 市場 (UPCoM)



We Create Fortune

	收盤	漲跌%
VNI	1261.24	0.37%
VN30	1291.3	0.19%
VN Mid	1951.31	0.25%
VN Small	1531.54	0.53%

	收盤	漲跌%
HNI	239.68	-0.21%
HN30	521.19	-0.48%
VNX AllSh	1311.36	0.23%

	收盤	漲跌%
UPCoM	98.9	0.07%

外資交易	成交值 (Bil.VND)
買進	2635.63881
賣出	3233.75223
買超/賣超	-598.11342

外資交易	成交值 (Bil.VND)
買進	64.01
賣出	50.92
買超/賣超	13.09

外資交易	成交值 (Bil.VND)
買進	34.35
賣出	15.69
買超/賣超	18.66

上漲排名/ 股碼	漲跌(VND)	漲跌%
DRC	2450	7.00%
GVR	2350	6.99%
PPC	1100	6.98%
PSH	410	6.87%
SAV	1200	6.86%

上漲排名/ 股碼	漲跌(VND)	漲跌%
HMR	2400	9.72%
MAC	1500	9.55%
TXM	1000	9.43%
GLT	2500	7.58%
VC7	500	4.35%

上漲排名/ 股碼	漲跌(VND)	漲跌%
MVN	0	12.07%
CNT	19541726	11.93%
VLG	6927143	11.36%
GPC	0	9.06%
DRI	36526722	6.06%

下跌排名/ 股碼	漲跌(VND)	漲跌%
KHP	-750	-6.76%
HVH	-450	-5.13%
TDG	-250	-4.50%
MCM	-1900	-4.32%
SGT	-650	-4.26%

下跌排名/ 股碼	漲跌(VND)	漲跌%
CTP	-700	-9.46%
VSA	-2300	-6.91%
PVI	-1400	-2.39%
SRA	-100	-2.33%
MBG	-100	-2.22%

下跌排名/ 股碼	漲跌(VND)	漲跌%
BGW	-2700	-13.04%
TDS	-2056	-6.83%
HIO	-1831	-6.61%
NED	-345	-4.48%
AAH	-215	-4.06%

*備註：市值>5,000 億盾；成交值>15 億盾

市值排名/ 股碼	Bil.VND
VCB	476,190,576
BID	253,669,398
FPT	192,487,055
HPG	184,851,631
GAS	175,700,598

市值排名/ 股碼	Bil.VND
IDC	19,997,996
PVS	19,931,194
HUT	15,172,703
SHS	14,067,612
MBS	14,004,478

市值排名/ 股碼	Bil.VND
VGI	322,239,160
ACV	276,483,590
MCH	156,633,965
MVN	75,347,702
BSR	71,044,848

交易量排名/ 股碼	成交值	30 日均
SHB	85,292,501	25,837,092
TCB	58,321,500	14,958,164
LPB	38,189,750	36,411,380
EIB	38,036,308	25,843,450
MSB	35,444,092	18,504,168

交易量排名/ 股碼	成交值	30 日均
SHS	135,160,873,600	12,401,071
PVS	152,516,951,800	4,796,915
CEO	61,410,610,100	4,893,029
GKM	393,430,000	2,021,519
TIG	42,257,193,300	3,340,461

交易量排 名/股碼	成交值	30 日均
BSR	144,001,569,700	11,157,140
BGW	18,000,000	100
GCF	178,527,100	200,644
AAH	20,006,263,800	4,092,481
DRI	49,768,578,700	1,310,796

資料源: Bloomberg & Yuanta Research

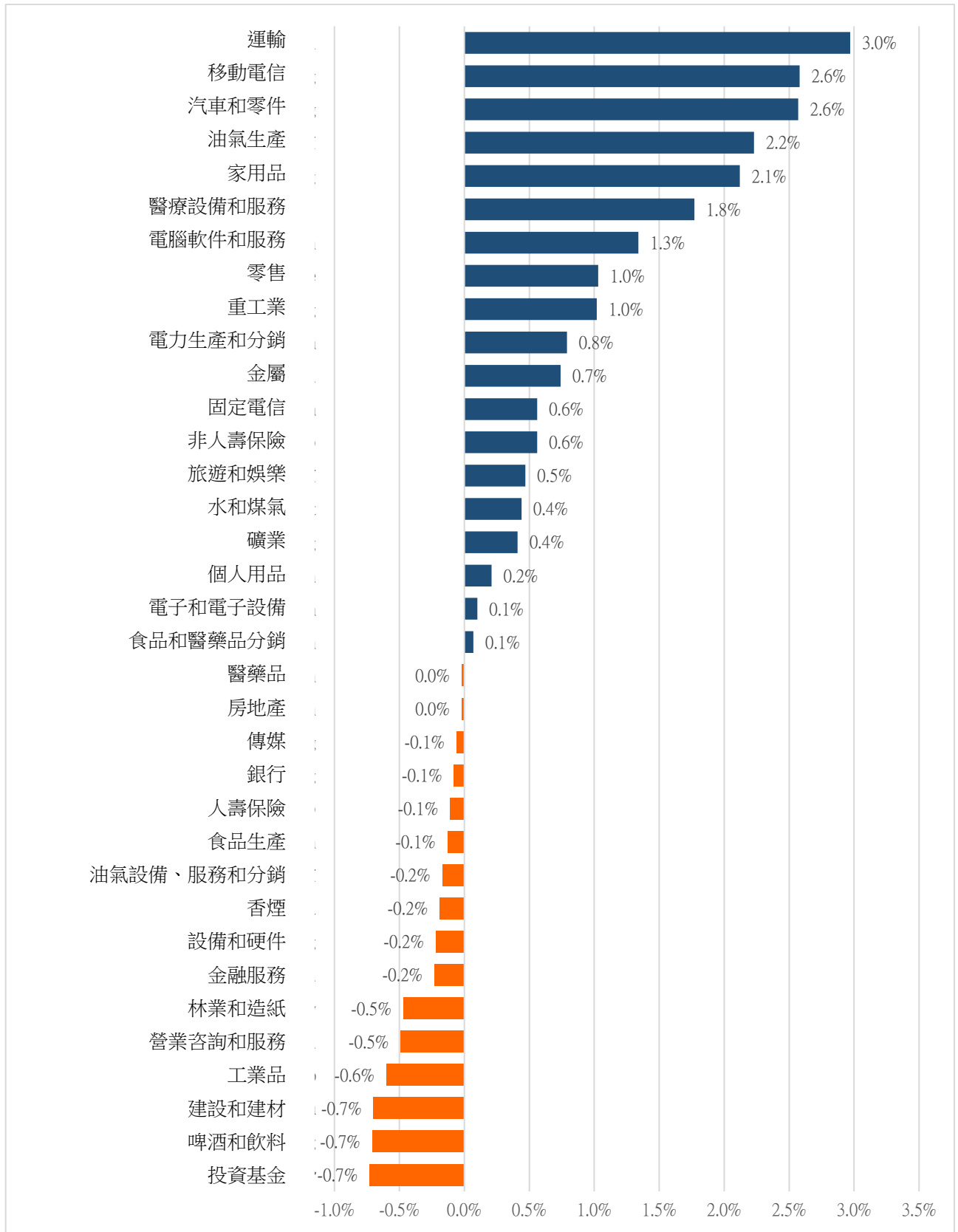
資料源: Bloomberg & Yuanta Research

資料源: Bloomberg & Yuanta Research



We Create Fortune

各行業板塊的交易走勢

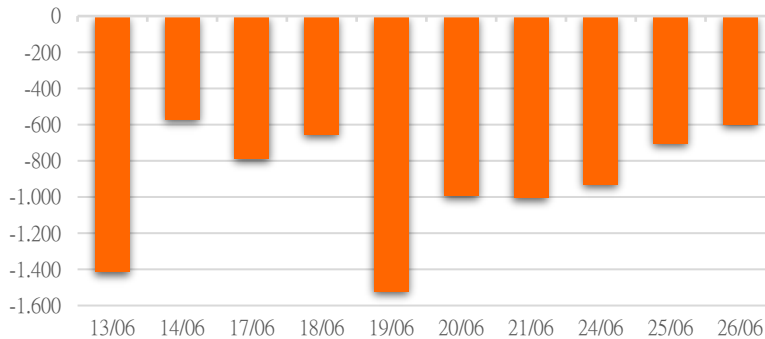


資料源: FiinPro - YSVN

We Create Fortune

外資買進賣統計

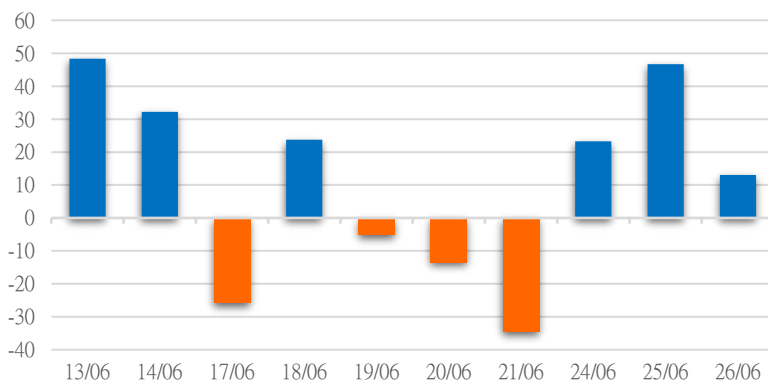
HSX 外資每日買/賣超



證券代碼	買超金額 (Mil.VND)	證券代碼	賣超金額 (Mil.VND)
TCB	79,805	FPT	-249,514
DBC	42,757	FUEVFNVD	-141,635
MSN	36,712	MWG	-124,512
STB	33,750	VNM	-57,157
PLX	33,217	VHM	-37,629

HSX 外資買/賣超的前 5 名

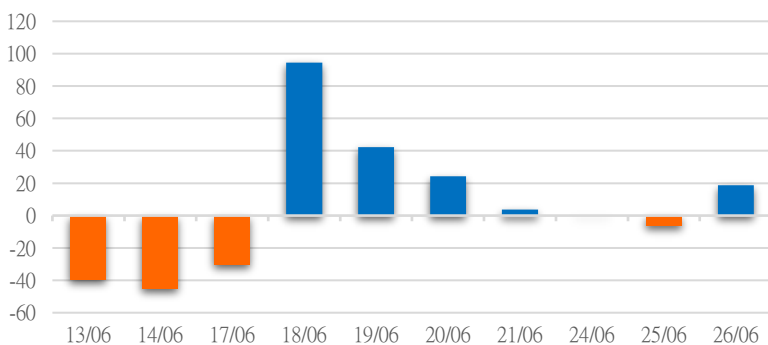
HNX 外資每日買/賣超



證券代碼	買超金額 (Mil.VND)	證券代碼	賣超金額 (Mil.VND)
PVS	25,186	PVI	-5,411
VCS	3,844	MBS	-3,711
IDC	1,324	TNG	-2,339
TVC	495	LAS	-2,313
NBC	488	DTD	-662

HNX 外資買/賣超的前 5 名

UPCOM 外資每日買/賣超



證券代碼	買超金額 (Mil.VND)	證券代碼	賣超金額 (Mil.VND)
MCH	16,204	VLC	-1,373
VEA	1,643	MFS	-339
ACV	724	LTG	-147
CNC	304	OIL	-133
GHC	230	PWA	-119

UPCOM 外資買/賣超的前 5 名

源: FiinPro - YSVN

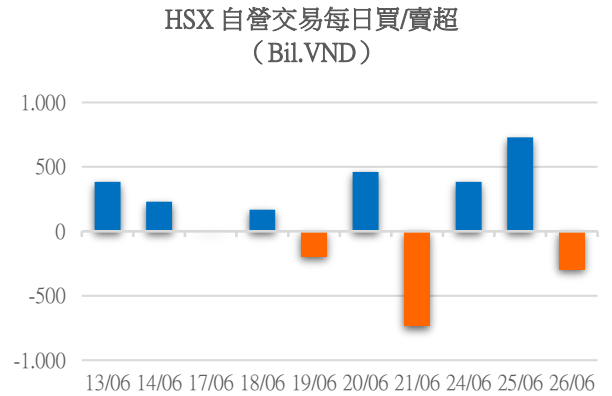


We Create Fortune

自營統計

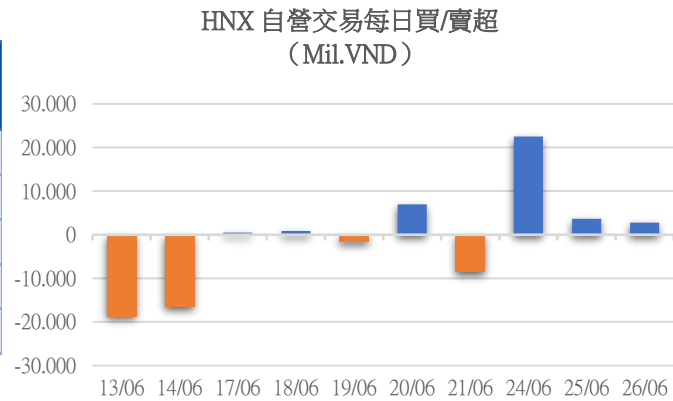
證券代碼	買超金額 (Mil.VND)	證券代碼	賣超金額 (Mil.VND)
FUEVFNVD	236,958	FPT	145,542
PVD	13,144	PNJ	57,341
FUESSVFL	12,094	GMD	51,510
HPG	11,979	TCB	41,445
EIB	11,048	STB	33,037

HSX 自營交易最大前名



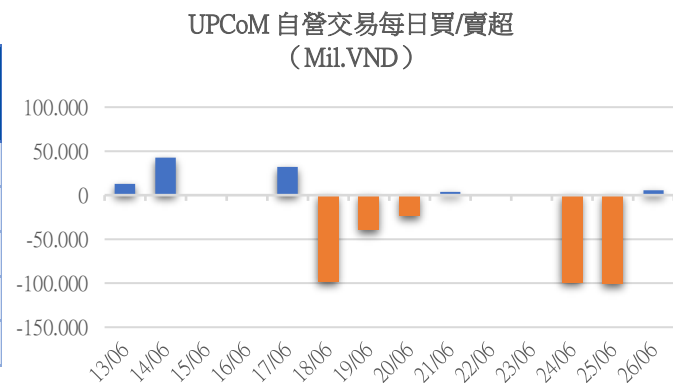
證券代碼	買超金額 (Mil.VND)	證券代碼	賣超金額 (Mil.VND)
PVS	8,457	TNG	6,377
IDC	3,023	L18	293
VCS	1,524	CEO	3
HHC	50		

HNX 自營交易最大前名



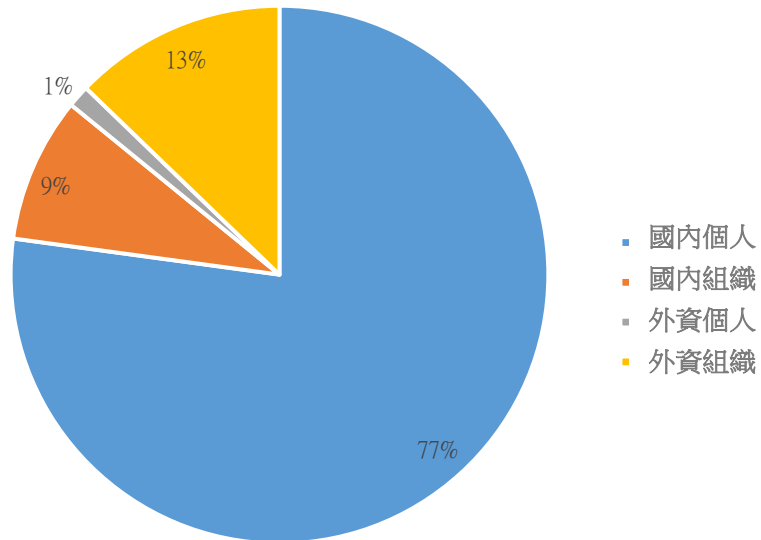
證券代碼	買超金額 (Mil.VND)	證券代碼	賣超金額 (Mil.VND)
BSR	3,305.50	MCH	8,477
		QTP	690

UPCoM 自營交易最大前名



We Create **Fortune**

越南證券市場投資人類別統計

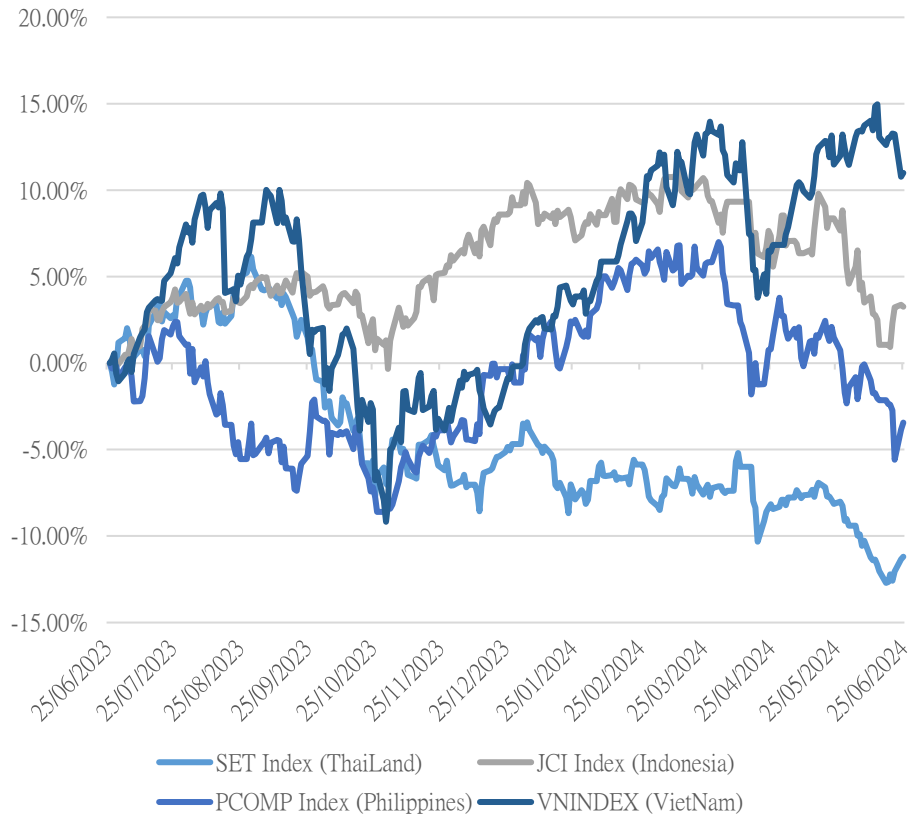


資料源: FiinPro - YSVN



We Create Fortune

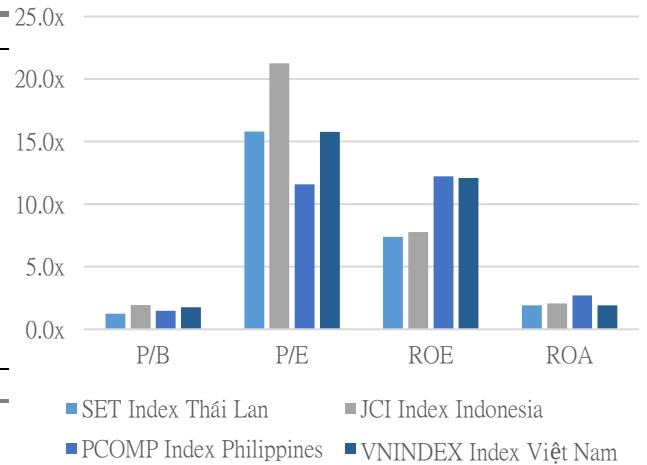
東南亞主要市場走勢比較



東南亞主要市場數據

		Thailand	Indonesia	Philippines	Vietnam
P/B		1.3x	1.9x	1.5x	1.7x
P/E		15.8x	21.3x	11.6x	15.8x
ROE	%	7.38	7.77	12.21	12.10
ROA	%	1.91	2.08	2.71	1.92
Vốn hóa	Tỷ USD	442.75	719.53	148.13	201.59
GTGD	Triệu USD	1.00	0.47	0.05	0.59
LS cổ tức	%	3.56	3.46	2.89	1.67

源: Bloomberg & YSVN



■ SET Index Thái Lan ■ JCI Index Indonesia
■ PCOMP Index Philippines ■ VNINDEX Index Việt Nam



We Create **Fortune**

元大證券（越南）公司

個人客戶分析部

Nguyễn Thế Minh
研究分析經理
+84 28 3622 6868 ext 3826
minh.nguyen@yuantan.com.vn

Lý Thị Hiền
研究分析主管
+84 28 3622 6868 ext 3908
hien.ly@yuantan.com.vn

Quách Đức Khánh
研究分析副主管
+84 28 3622 6868 ext 3833
khanh.quach@yuantan.com.vn

Khổng Hữu Hiệp
高級分析專員
+84 28 3622 6868 ext 3912
hiiep.khong@yuantan.com.vn

Nguyễn Trịnh Ngọc Hồng
高級分析專員
+84 28 3622 6868 ext 3832
hong.nguyen@yuantan.com.vn

Phạm Tấn Phát
高級分析專員
+84 28 3622 6868 ext 3880
phat.pham@yuantan.com.vn

個人客戶業務部

Phạm Đắc Thành
北部營業中心經理
+84 28 3622 6868 ext 3416
thanh.pham@yuantan.com.vn

Võ Thị Thu Thủy
平陽分行經理
+84 28 3622 6868 ext 3505
thuy.vo@yuantan.com.vn

Lương Kỳ Ty
堤岸分行經理
+84 28 3622 6868 ext 3653
ty.luong@yuantan.com.vn

Bùi Quốc Phong
同奈分行經理
+84 28 3622 6868 ext 3701
phong.bui@yuantan.com.vn

Võ Đình Tuấn
峴港分行經理
+84 28 3622 6868 ext 3301
tuan.vo@yuantan.com.vn

Nguyễn Việt Quang
河內分行經理
+84 28 3622 6868 ext 3404
quang.nguyen@yuantan.com.vn

Đinh Thị Thu Cúc
頭頓分行經理
+84 28 3622 6868 ext 3203
cuc.dinh@yuantan.com.vn



We Create **Fortune**

Appendix A: Important Disclosures

Analyst Certification

Each research analyst primarily responsible for the content of this research report, in whole or in part, certifies that with respect to each security or issuer that the analyst covered in this report: (1) all of the views expressed accurately reflect his or her personal views about those securities or issuers; and (2) no part of his or her compensation was, is, or will be, directly or indirectly, related to the specific recommendations or views expressed by that research analyst in the research report.

Ratings Definitions

BUY: We have a positive outlook on the stock based on our expected absolute or relative return over the investment period. Our thesis is based on our analysis of the company's outlook, financial performance, catalysts, valuation and risk profile. We recommend investors add to their position.

HOLD-Outperform: In our view, the stock's fundamentals are relatively more attractive than peers at the current price. Our thesis is based on our analysis of the company's outlook, financial performance, catalysts, valuation and risk profile.

HOLD-Underperform: In our view, the stock's fundamentals are relatively less attractive than peers at the current price. Our thesis is based on our analysis of the company's outlook, financial performance, catalysts, valuation and risk profile.

SELL: We have a negative outlook on the stock based on our expected absolute or relative return over the investment period. Our thesis is based on our analysis of the company's outlook, financial performance, catalysts, valuation and risk profile. We recommend investors reduce their position.

Under Review: We actively follow the company, although our estimates, rating and target price are under review.

Restricted: The rating and target price have been suspended temporarily to comply with applicable regulations and/or Yuanta policies.

Note: Yuanta research coverage with a Target Price is based on an investment period of 12 months. Greater China Discovery Series coverage does not have a formal 12 month Target Price and the recommendation is based on an investment period specified by the analyst in the report.

Global Disclaimer

© 2018 Yuanta. All rights reserved. The information in this report has been compiled from sources we believe to be reliable, but we do not hold ourselves responsible for its completeness or accuracy. It is not an offer to sell or solicitation of an offer to buy any securities. All opinions and estimates included in this report constitute our judgment as of this date and are subject to change without notice.

This report provides general information only. Neither the information nor any opinion expressed herein constitutes an offer or invitation to make an offer to buy or sell securities or other investments. This material is prepared for general circulation to clients and is not intended to provide tailored investment advice and does not take into account the individual financial situation and objectives of any specific person who may receive this report. Investors should seek financial advice regarding the appropriateness of investing in any securities, investments or investment strategies discussed or recommended in this report. The information contained in this report has been compiled from sources believed to be reliable but no representation or warranty, express or implied, is made as to its accuracy, completeness or correctness. This report is not (and should not be construed as) a solicitation to act as securities broker or dealer in any jurisdiction by any person or company that is not legally permitted to carry on such business in that jurisdiction.

Yuanta research is distributed in the United States only to Major U.S. Institutional Investors (as defined in Rule 15a-6 under the Securities Exchange Act of 1934, as amended and SEC staff interpretations thereof). All transactions by a US person in the securities mentioned in this report must be effected through a registered broker-dealer under Section 15 of the Securities Exchange Act of 1934, as amended. Yuanta research is distributed in Taiwan by Yuanta Securities Investment Consulting. Yuanta research is distributed in Hong Kong by Yuanta Securities (Hong Kong) Co. Limited, which is licensed in Hong Kong by the Securities and Futures Commission for regulated activities, including Type 4 regulated activity (advising on securities). In Hong Kong, this research report may not be redistributed, retransmitted or disclosed, in whole or in part or and any form or manner, without the express written