

市場測試 1315-1318 點

2024/07/09

合約走勢					
	收盤	+/-	交易量	到期日	剩餘時間
單位	點數	點數	合約	日期	日
VN30F2407	1314.0	-2.3	180,789	18/07	12
VN30F2408	1314.7	-3.2	361	15/08	40
VN30F2409	1311.0	-8.3	64	19/09	75
VN30F2412	1316.9	-3.6	26	19/12	166

源自 Bloomberg - YSVN

合約更改交易量和持倉量				
	交易量	+/-	OI	+/-
單位	合約	%		%
VN30F2407	180,789	-7.0%	58,281	
VN30F2408	361	-45.7%	361	
VN30F2409	64	-8.6%	691	
VN30F2412	26	-67.5%	26	

源自：Bloomberg - YSVN

合約的基差變動			
	基差	前一盤	+/-
單位	點數	點數	點數
VN30F2407	-1.8	0.1	-1.9
VN30F2408	-1.1	0.1	-1.2
VN30F2409	-4.8	3.1	-7.9
VN30F2412	1.1	4.3	-3.2

源自：Bloomberg - YSVN

合約走勢

- 期貨合約的趨勢與最近幾個交易日相似，則在交易日繼續處於震盪階段，但支撐力在午盤的交易日幫助價格再次復甦。VN30F2407 收盤跌幅收窄至 -2.3 點，合約的基差達到 -1.8 點。
- VN30F2407 的成交量比前一交易日減少 7%，合約的持倉量小幅減少至 58,281 份。

VN30F1M 的評估

- VN30F2407 繼續橫盤整理，由於價格線尚未緊貼布林通道，因此技術訊號有一些負面。同時，價格處於 1270 點上漲的最後階段，因此預期從 1315-1318 點可能會出現調整期。
- VN30F2407 合約的短期走勢在日線圖上維持上漲，追蹤停損位於 1280 點。

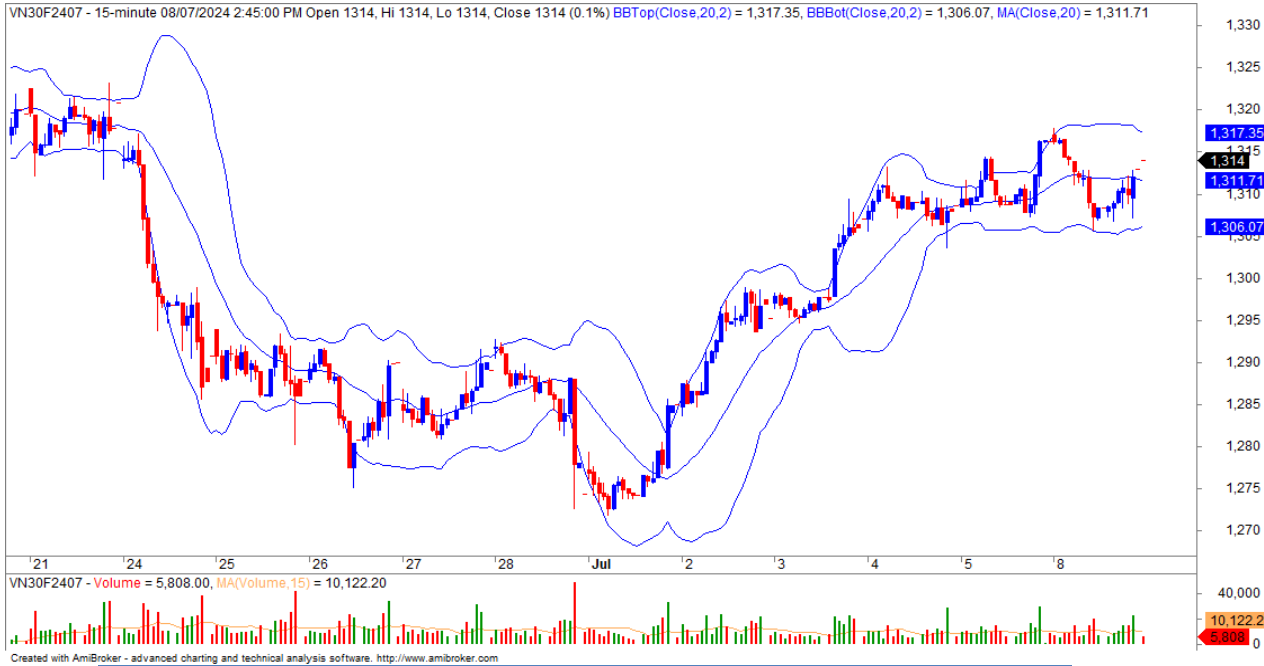
投資策略

當天策略 (Intraday)	投資者優先在 1315-1318 點開設空頭，停損於 1320 點，止盈在 1305-1307 點。
主要短期趨勢策略 (Daily)	投資者持有多頭倉位，目標在 1326-1330 點，停損於 1303 點。

Pham Tan Phat
高級分析專員
Email: phat.pham@yuanta.com.vn
Phone: (084) 28 3622 6868 ext 3880

We Create Fortune

VN30F1M 合約走勢圖

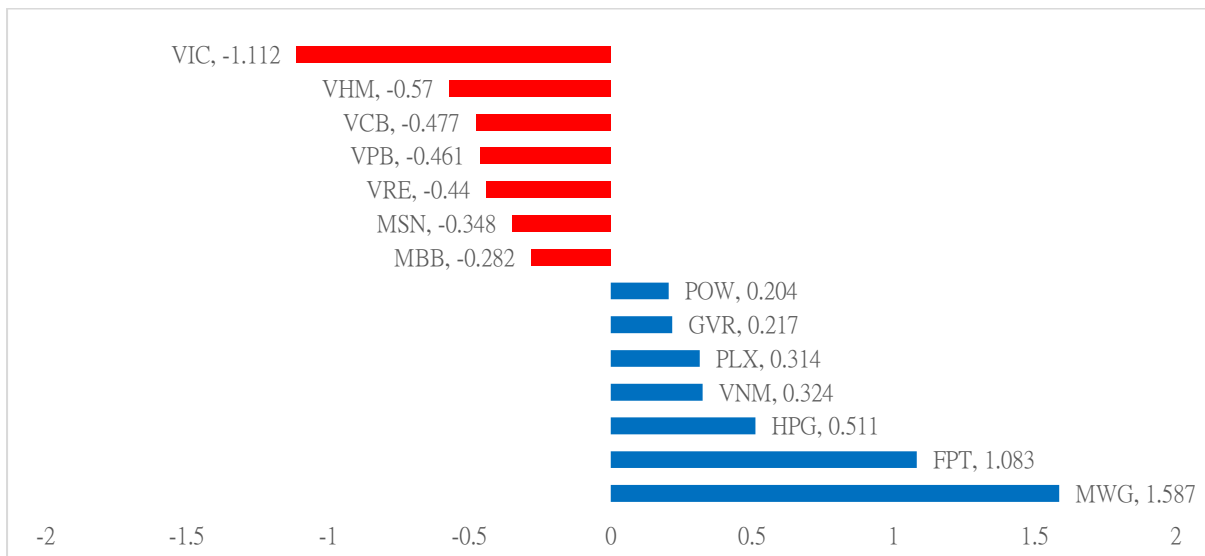


	VN30F2407-Daily	VN30F2407-1H
趨勢	上漲	上漲
支撐 1	1280	1307
支撐 2	1270	1303
阻力 1	1325	1315
阻力 2	1335	1318

.VN30-INDEX 指數走勢

VN30-Index 收盤下跌 0.03%，其中 VIC, VHM 和 VCB 是導致指數下跌最多的股票。相反，MWG, FPT 和 HPG 是對指數貢獻最大的股票。

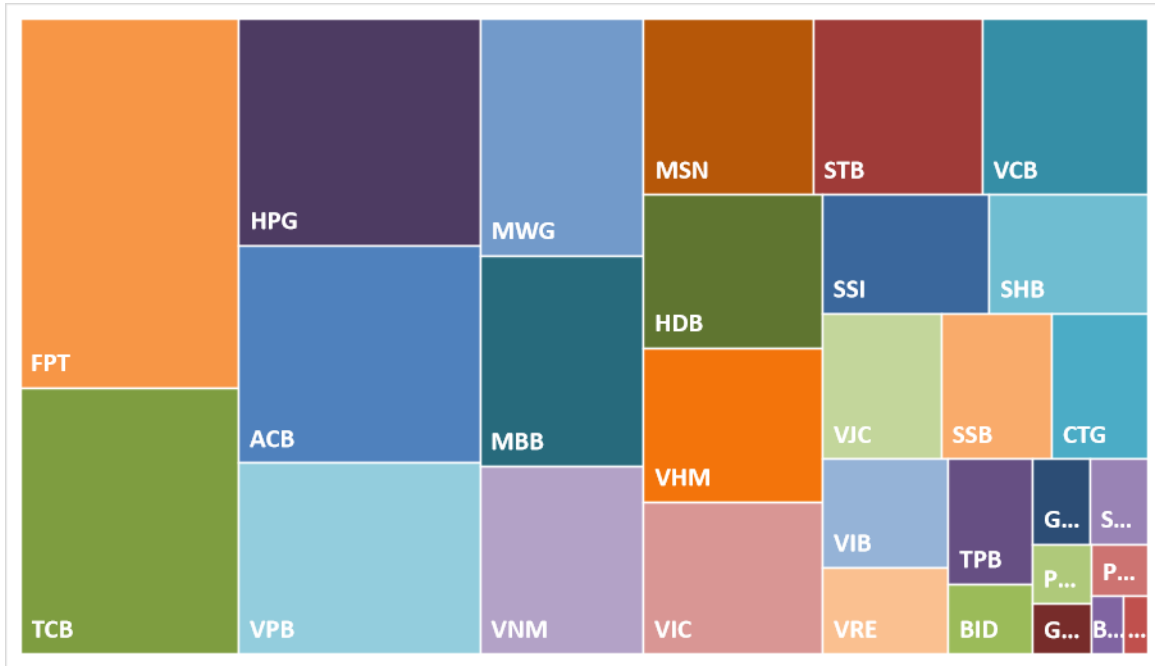
VN30-INDEX 中最有影響力的成份股



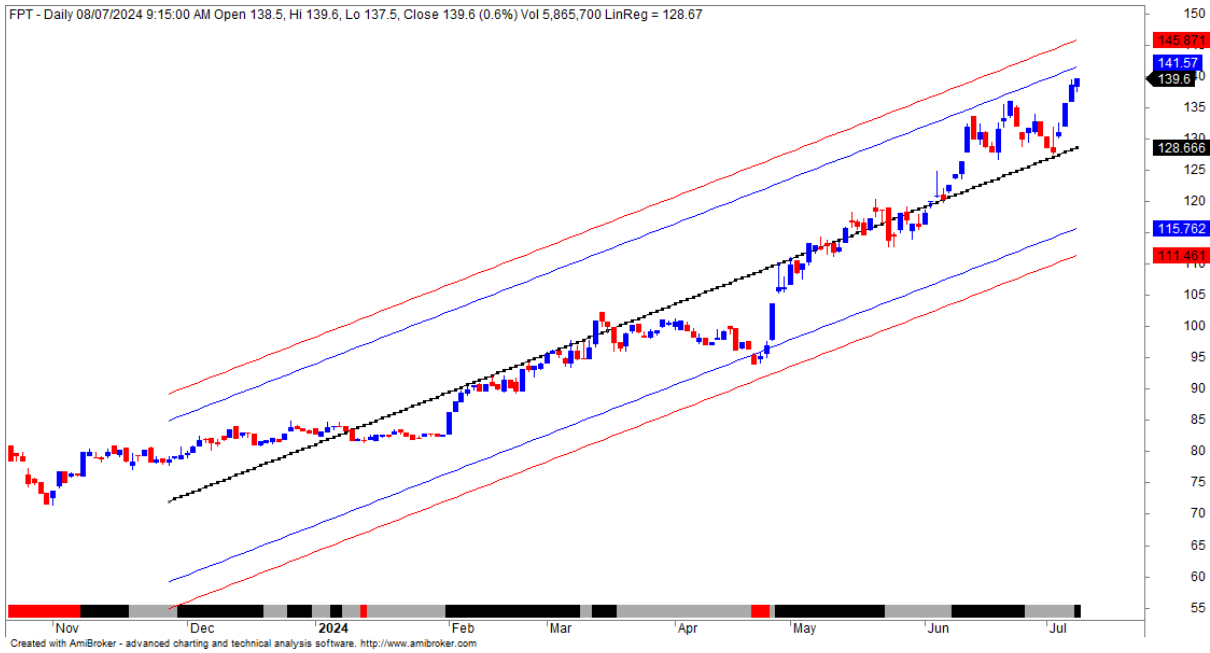


We Create Fortune

VN30-INDEX 中的資本化



FPT 的走勢圖





We Create Fortune

VN30-INDEX 中的成分股

股碼	公司名稱	行業	比重	收盤價	資本化	PER	PBR	3個月平均交易量	外資持有	52週最高	52週最底
		單位	%	VND	Bil. VND	x	x	'000 cp	%	VND	VND
BID	越南投資與發展商業股份銀行	金融	7.2%	24,300	108,540	6.9	1.5	10,113	30%	26,261	18,217
KDH	Khang Dien 房屋貿易投資股份公司	房地產	0.2%	64,000	66,240	28.7	3.6	833	1%	81,600	50,400
CTG	越南工商股份銀行	金融	0.8%	47,300	269,631	12.3	2.2	1,841	17%	56,700	34,608
ACB	亞洲商業股份銀行	金融	0.3%	46,400	34,444	18.7	1.6	734	26%	48,400	38,200
PLX	越南油氣集團	能源	1.9%	32,700	175,599	8.8	1.4	9,001	26%	37,150	24,431
BVH	Bao Viet 集團	金融	12.7%	138,700	202,564	29.9	7.5	5,631	40%	139,700	64,348
FPT	FPT 發展投資工藝股份公司	科技	0.7%	78,600	180,524	16.2	2.7	1,208	2%	93,250	73,000
GAS	越南氣體總公司 - 股份公司	公用服務	0.4%	35,100	140,400	55.1	2.8	4,657	1%	36,900	16,450
POW	越南天然氣股份總公司	公用服務	3.9%	24,400	71,066	6.4	1.5	7,611	18%	25,100	15,739
HDB	胡志明市發展商業股份銀行	金融	7.4%	28,650	183,253	19.7	1.7	23,495	25%	29,950	20,545
HPG	Hoa Phat (和發) 集團股份公司	原材料	4.9%	22,800	120,984	5.9	1.2	17,485	23%	25,700	16,950
MBB	軍隊貿易股份銀行	金融	4.1%	76,700	110,322	355.1	4.1	5,482	30%	89,400	56,000
MSN	Masan 集團股份公司	必需消費品	5.7%	65,600	95,902	91.7	3.8	10,242	47%	66,400	33,600
MWG	世界移動通信投資股份公司	非必需消費品	0.4%	43,950	55,843	17.1	2.1	1,812	18%	44,400	31,300
NVL	Nova 房地產投資集團股份公司	房地產	0.5%	14,600	34,191	43.7	1.1	12,791	4%	15,500	10,400
PNJ	Phu Nhuan (富潤) 珠寶股份公司	非必需消費品	0.6%	58,000	74,389	18.2	3.0	1,196	61%	88,000	52,000
GVR	越南橡膠工業集團	原材料	2.7%	11,750	43,033	5.6	0.8	25,416	3%	13,600	9,990
PDR	Phat Dat 開發房地產股份公司	房地產	2.1%	20,900	52,160	13.0	1.7	2,323	0%	31,300	20,000
TPB	Tien Phong 股份商業銀行	金融	2.7%	34,650	52,292	20.3	2.2	14,961	#VALUE!	39,250	25,650
SAB	西貢啤酒 - 酒精 - 飲料股份公司	必需消費品	4.2%	30,100	56,745	7.2	1.2	13,791	23%	33,700	25,850
SSI	SSI 西貢證券股份公司	金融	7.9%	23,500	165,558	8.4	1.2	19,082	11%	25,250	13,600
STB	西貢商信銀行 (sacombank)	金融	1.4%	17,700	38,969	8.6	1.1	7,944	28%	20,250	15,600
TCB	越南技商股份銀行 (Techcombank)	金融	4.0%	88,000	491,840	15.1	2.8	1,583	23%	100,500	80,100
VCB	越南外商貿易股份銀行	金融	3.7%	38,450	167,425	7.5	1.0	8,600	16%	66,200	36,750
VHM	Vinhomes 股份公司	房地產	1.8%	21,200	53,780	6.4	1.4	5,382	5%	25,000	17,300
VIC	Vingroup 集團股份公司	房地產	3.5%	41,400	158,300	17.1	1.2	2,453	11%	76,600	38,700
VJC	Vietjet 越捷航空股份公司	工業	2.2%	101,600	55,028	92.6	3.4	977	16%	119,600	92,900
VNM	越南牛奶股份公司	必需消費品	4.1%	67,200	140,445	17.0	4.4	3,682	50%	81,200	63,000
VPB	Viet Nam Thinh Vuong (越南繁榮) 貿易股份銀行	金融	6.7%	19,150	151,935	12.6	1.1	20,053	27%	23,150	17,700
VRE	Vincom Retail 股份公司	房地產	1.4%	20,800	47,264	10.6	1.2	8,793	26%	32,000	19,850



We Create **Fortune**

元大證券（越南）公司

個人客戶分析部

Nguyễn Thế Minh

研究分析經理

+84 28 3622 6868 ext 3826

minh.nguyen@yuantan.com.vn

Lý Thị Hiền

研究分析主管

+84 28 3622 6868 ext 3908

hien.ly@yuantan.com.vn

Quách Đức Khánh

高級分析專員

+84 28 3622 6868 ext 3833

khanh.quach@yuantan.com.vn

Khổng Hữu Hiệp

高級分析專員

+84 28 3622 6868 ext 3912

hiep.khong@yuantan.com.vn

Nguyễn Trịnh Ngọc Hồng

高級分析專員

+84 28 3622 6868 ext 3832

hong.nguyen@yuantan.com.vn

Phạm Tấn Phát

高級分析專員

+84 28 3622 6868 ext 3880

phat.pham@yuantan.com.vn

個人客戶業務部

Nguyễn Thanh Tùng

總公司業務經理

+84 28 3622 6868 ext 3609

tung.nguyen@yuantan.com.vn

Phạm Đắc Thành

北部區域經理

+84 28 3622 6868 ext 3416

thanh.pham@yuantan.com.vn

Nguyễn Mạnh Hoat

南部區域經理（胡志明市）

+84 28 3622 6868 ext 3847

hoat.nguyen@yuantan.com.vn

Lương Kỳ Ty

堤岸分行經理

+84 28 3622 6868 ext 3653

ty.luong@yuantan.com.vn

Bùi Quốc Phong

同奈分行經理

+84 28 3622 6868 ext 3701

phong.bui@yuantan.com.vn

Võ Thị Thu Thủy

平陽分行經理

+84 28 3622 6868 ext 3505

thuy.vo@yuantan.com.vn

Nguyễn Việt Quang

河內分行經理

+84 28 3622 6868 ext 3404

quang.nguyen@yuantan.com.vn

Võ Đình Tuấn

峴港分行經理

+84 28 3622 6868 ext 3301

tuan.vo@yuantan.com.vn

Đinh Thị Thu Cúc

頭頓分行經理

+84 28 3622 6868 ext 3203

cuc.dinh@yuantan.com.vn



We Create **Fortune**

Appendix A: Important Disclosures

Analyst Certification

Each research analyst primarily responsible for the content of this research report, in whole or in part, certifies that with respect to each security or issuer that the analyst covered in this report: (1) all of the views expressed accurately reflect his or her personal views about those securities or issuers; and (2) no part of his or her compensation was, is, or will be, directly or indirectly, related to the specific recommendations or views expressed by that research analyst in the research report.

Ratings Definitions

BUY: We have a positive outlook on the stock based on our expected absolute or relative return over the investment period. Our thesis is based on our analysis of the company's outlook, financial performance, catalysts, valuation and risk profile. We recommend investors add to their position.

HOLD-Outperform: In our view, the stock's fundamentals are relatively more attractive than peers at the current price. Our thesis is based on our analysis of the company's outlook, financial performance, catalysts, valuation and risk profile.

HOLD-Underperform: In our view, the stock's fundamentals are relatively less attractive than peers at the current price. Our thesis is based on our analysis of the company's outlook, financial performance, catalysts, valuation and risk profile.

SELL: We have a negative outlook on the stock based on our expected absolute or relative return over the investment period. Our thesis is based on our analysis of the company's outlook, financial performance, catalysts, valuation and risk profile. We recommend investors reduce their position.

Under Review: We actively follow the company, although our estimates, rating and target price are under review.

Restricted: The rating and target price have been suspended temporarily to comply with applicable regulations and/or Yuanta policies.

Note: Yuanta research coverage with a Target Price is based on an investment period of 12 months. Greater China Discovery Series coverage does not have a formal 12 months Target Price and the recommendation is based on an investment period specified by the analyst in the report.

Global Disclaimer

© 2020 Yuanta. All rights reserved. The information in this report has been compiled from sources we believe to be reliable, but we do not hold ourselves responsible for its completeness or accuracy. It is not an offer to sell or solicitation of an offer to buy any securities. All opinions and estimates included in this report constitute our judgment as of this date and are subject to change without notice.

This report provides general information only. Neither the information nor any opinion expressed herein constitutes an offer or invitation to make an offer to buy or sell securities or other investments. This material is prepared for general circulation to clients and is not intended to provide tailored investment advice and does not take into account the individual financial situation and objectives of any specific person who may receive this report. Investors should seek financial advice regarding the appropriateness of investing in any securities, investments or investment strategies discussed or recommended in this report. The information contained in this report has been compiled from sources believed to be reliable but no representation or warranty, express or implied, is made as to its accuracy, completeness or correctness. This report is not (and should not be construed as) a solicitation to act as securities broker or dealer in any jurisdiction by any person or company that is not legally permitted to carry on such business in that jurisdiction.

Yuanta research is distributed in the United States only to Major U.S. Institutional Investors (as defined in Rule 15a-6 under the Securities Exchange Act of 1934, as amended and SEC staff interpretations thereof). All transactions by a US person in the securities mentioned in this report must be effected through a registered broker-dealer under Section 15 of the Securities Exchange Act of 1934, as amended. Yuanta research is distributed in Taiwan by Yuanta Securities Investment Consulting. Yuanta research is distributed in Hong Kong by Yuanta Securities (Hong Kong) Co. Limited, which is licensed in Hong Kong by the Securities and Futures Commission for regulated activities, including Type 4 regulated activity (advising on securities). In Hong Kong, this research report may not be redistributed, retransmitted or disclosed, in whole or in part or any form or manner, without the express written consent of Yuanta Securities (Hong Kong) Co. Limited.