

當日市場：MWG 股引領復甦階段

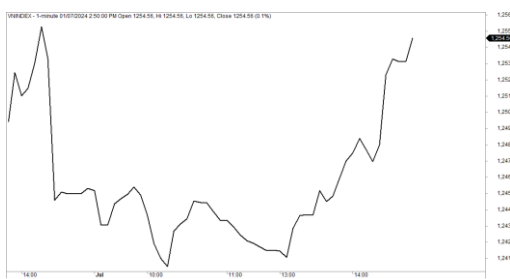
2024/07/02

市場走勢

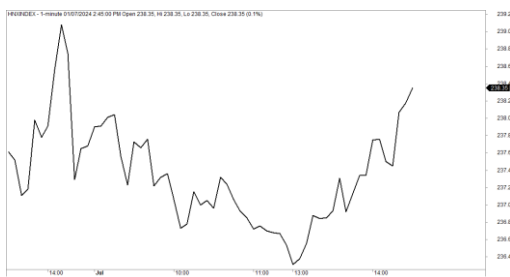
市場指數	VNI	HNI	UPCOM
收盤	1,254.56	238.56	97.30
%日	0.74%	0.41%	-0.24%
%週	0.04%	-0.49%	-1.78%
%月	-0.57%	-1.86%	1.48%
%年	12.00%	4.94%	13.14%
成交值(Bil.VND)			
當日	13,089	984	1,006
日均量/週	18,278	1,155	1,262
日均量/月	22,676	1,580	1,564
外資進出			
買進	1,320.07	54.41	39.25
賣出	2,109.44	45.37	28.52
買賣超	-789.36	9.05	10.73
市場漲跌家數			
上漲	226	97	129
下跌	112	76	203
持平	79	145	571
市場指標			
P/E	14.11	18.24	26.93
總市值 (兆盾)	5,147	333	1,616
股息殖利 ²	4.88%	3.04%	5.26%

資料源: Bloomberg - YSVN

VNINDEX



HNIINDEX



市場走勢

市場指數在盤初小幅下跌後，但在 6 月的宏觀數據更加光明之後，市場情緒的謹慎態度有所減輕。市場在早盤之後緩慢復甦，並在午盤更大幅上漲。VN-Index 收漲 0.74%，止於 1254.56 點，HNX-Index 同步上漲 0.41%，Upcom-Index 反轉下跌 0.24%。與前一交易日相比，3 大市場的交易額持續下降達到 15 兆 790 億越南盾。

MWG (5.45%) 在當日大幅上漲，成交量突然超過 2,170 萬股。此外，VRE 在第二個交易日的一周多的時間內突然漲停。銀行股復甦，如 CTG、MBB、BID、VCB、STB、SHB、VPB 均上漲超過 1%。相反，TCB、FPT、BCM 逆市下跌 1-3%。

漲幅在當日的交易日占主導地位，因為需求幫助許多周末大幅下跌的股票再次復甦。僅少數板塊逆市而行，如物流 (VOS、GMD、VSC)、電力 (POW、PPC) 等下跌。

外資繼續賣超超過 7,720 億越南盾，其中 FPT (2,490 億)、FUEVFVND (2,100 億)、TCB (920 億) 被拋售最多的股票。相反，VPB (740 億)、VCI (390 億)、MCH (250 億) 在買超方面領先。

市場短期觀點

我們認為市場在下一個交易日在當前水平附近可能會繼續橫盤整理。同時，復甦期的流動性仍處於較低水平，顯示投資者仍尚未準備好回歸市場，我們評估短期風險仍然較高。此外，情緒指標持續下跌，顯示投資者對當前市場走勢仍持悲觀態度。

大盤的短期走勢仍維持下跌。因此，我們建議短期投資者可以利用復甦期將股票比例降低至 40% 的投資組合，並在此期間不宜買進新股。

請在 <https://ysradar.yuanta.com.vn/> 查看有關股票的信號。



We Create Fortune

技術分析圖



指數技術分析圖 VN-Index



指數技術分析圖 HNX-Index

指數	短期趨勢	中期趨勢	阻力區 1	阻力區 2	支撐區 1	支撐區 2
VN-Index	下跌	上漲	1300	1330	870	800
HNX-Index	下跌	上漲	260	306	189	160
VN30	下跌	上漲	1336	1350	980	960
VNMidcaps	下跌	上漲	1280	1250	963	900
VNSmallcaps	下跌	上漲	1250	1250	804	750



We Create Fortune

胡志明市交易所 (HSX)

	收盤	漲跌%
VNI	1254.56	0.74%
VN30	1285.48	0.56%
VN Mid	1929.04	0.40%
VN Small	1511.9	0.74%

河內交易所 (HSX)

	收盤	漲跌%
HNI	238.56	0.41%
HN30	519.42	0.72%
VNX AllSh	1302.1	0.52%

UPCOM 市場 (UPCoM)

	收盤	漲跌%
UPCoM	97.3	-0.24%

外資交易	成交值 (Bil.VND)
買進	1320.07447
賣出	2109.43887
買超/賣超	-789.364403

外資交易	成交值 (Bil.VND)
買進	54.41
賣出	45.37
買超/賣超	9.05

外資交易	成交值 (Bil.VND)
買進	39.25
賣出	28.52
買超/賣超	10.73

上漲排名/ 股碼	漲跌(VND)	漲跌%
VRE	1400	6.85%
TV2	2950	6.56%
VDS	1250	6.07%
MWG	3400	5.45%
ITC	550	4.80%

上漲排名/ 股碼	漲跌(VND)	漲跌%
CTP	500	7.35%
TNG	1500	5.77%
MAC	800	4.17%
PLC	900	3.40%
TIG	500	3.40%

上漲排名/ 股碼	漲跌(VND)	漲跌%
PSB	0	8.59%
BCR	229959000	5.61%
VNA	0	3.18%
PXL	40440403	2.92%
TTN	17935175	1.30%

下跌排名/ 股碼	漲跌(VND)	漲跌%
ICT	-1050	-6.75%
MIG	-1150	-5.16%
QCG	-650	-4.80%
RDP	-240	-4.66%
FCN	-650	-4.30%

下跌排名/ 股碼	漲跌(VND)	漲跌%
MBG	-300	-6.82%
GLT	-2500	-6.60%
BNA	-800	-6.40%
TMB	-2100	-2.50%
VFS	-400	-2.38%

下跌排名/ 股碼	漲跌(VND)	漲跌%
MVN	-7233	-13.39%
FOC	-11280	-11.39%
TDS	-1866	-11.11%
MFS	-5204	-9.99%
FOX	-10709	-9.77%

*備註：市值>5,000 億盾；成交值>15 億盾

市值排名/ 股碼	Bil.VND
VCB	481,220,758
BID	250,249,136
FPT	187,813,621
HPG	181,333,693
GAS	178,456,686

市值排名/ 股碼	Bil.VND
IDC	19,832,996
PVS	19,596,618
HUT	15,172,703
MBS	13,916,950
SHS	13,904,980

市值排名/ 股碼	Bil.VND
VGI	314,879,225
ACV	255,238,731
MCH	158,238,311
BSR	67,522,681
VEA	57,538,369

交易量排名/ 股碼	成交值	30 日均
MWG	21,785,970	9,326,571
SHB	20,149,904	28,294,431
POW	18,316,201	20,721,873
VPB	17,445,601	37,322,844
VRE	13,748,100	9,376,358

交易量排名/ 股碼	成交值	30 日均
MBG	29,207,534,300	797,319
TNG	151,230,375,500	3,374,633
SHS	81,605,590,000	12,272,149
TIG	56,727,337,700	3,355,808
HUT	50,396,395,000	4,814,324

交易量排 名/股碼	成交值	30 日均
BSR	168,681,015,500	10,962,907
BCR	17,078,190,200	2,552,408
VGTT	38,975,909,200	3,722,603
OIL	22,858,004,700	2,473,678
VEA	72,308,386,300	3,260,859

資料源: Bloomberg & Yuanta Research

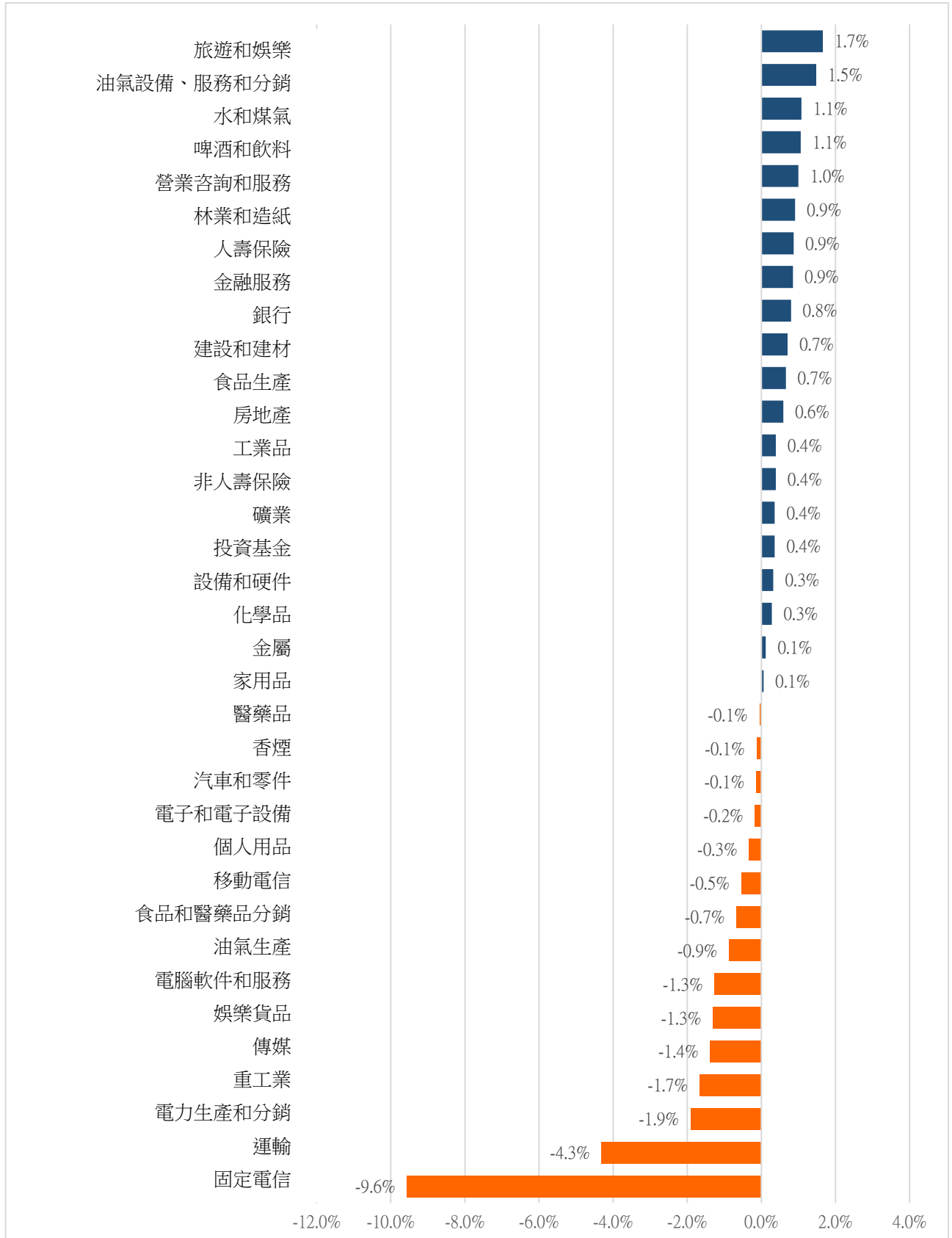
資料源: Bloomberg & Yuanta Research

資料源: Bloomberg & Yuanta Research



We Create Fortune

各行業板塊的交易走勢



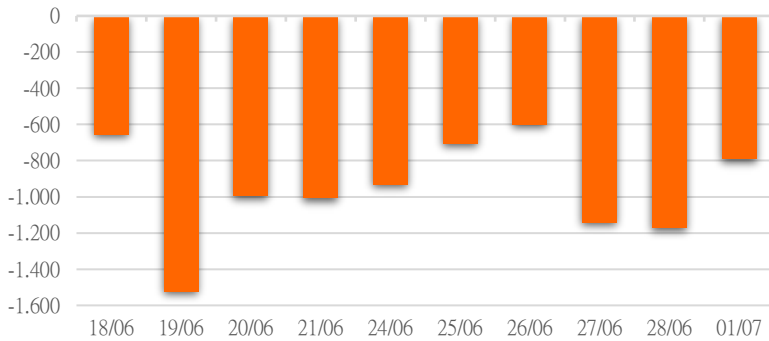
資料源: FiinPro - YSVN



We Create Fortune

外資買進賣統計

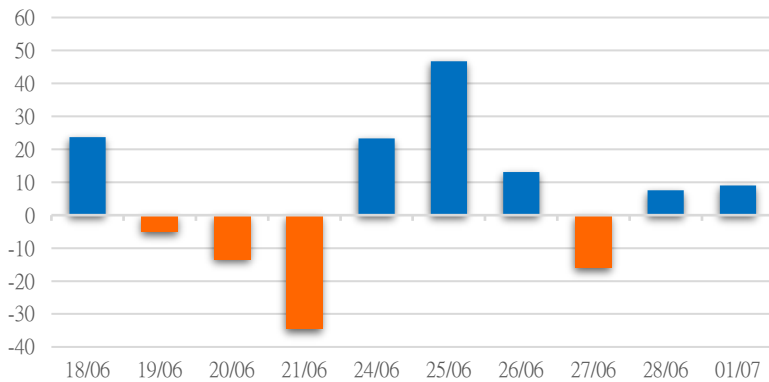
HSX 外資每日買/賣超



證券代碼	買超金額 (Mil.VND)	證券代碼	賣超金額 (Mil.VND)
VPB	73,721	FPT	-248,887
VCI	38,842	FUEVFNVD	-209,642
HSG	21,138	TCB	-91,474
CMG	20,464	VHM	-73,537
VTP	16,767	DGC	-64,573

HSX 外資買/賣超的前 5 名

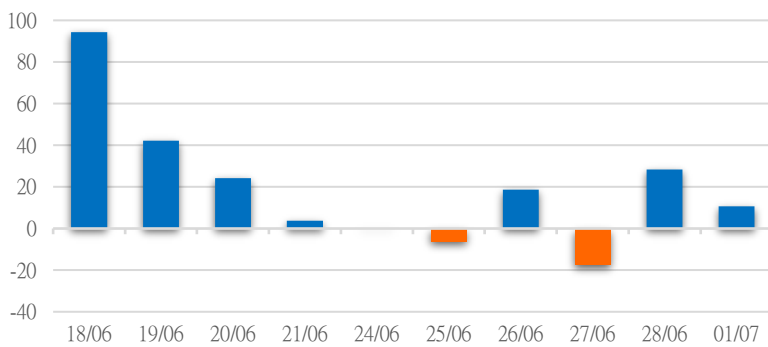
HNX 外資每日買/賣超



證券代碼	買超金額 (Mil.VND)	證券代碼	賣超金額 (Mil.VND)
IDC	10,941	SHS	-5,903
VGS	4,807	CEO	-2,344
TNG	3,774	HUT	-2,186
TIG	2,498	DTD	-2,064
VCS	1,202	SLS	-1,111

HNX 外資買/賣超的前 5 名

UPCOM 外資每日買/賣超



證券代碼	買超金額 (Mil.VND)	證券代碼	賣超金額 (Mil.VND)
MCH	25,255	VEA	-8,923
QNS	2,535	ACV	-7,243
BSR	184	PHP	-714
HPP	183	ABI	-562
VTK	164	MFS	-397

UPCOM 外資買/賣超的前 5 名

源: FiinPro - YSVN

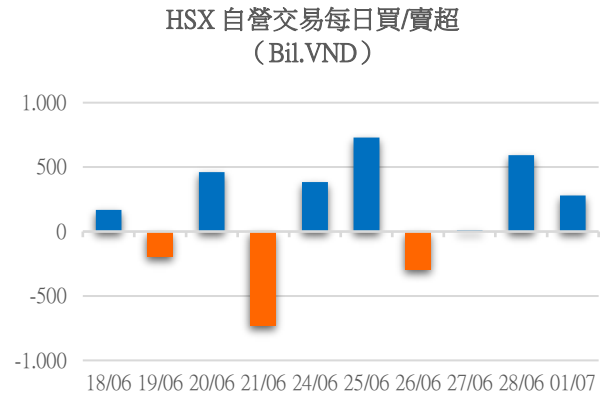


We Create Fortune

自營統計

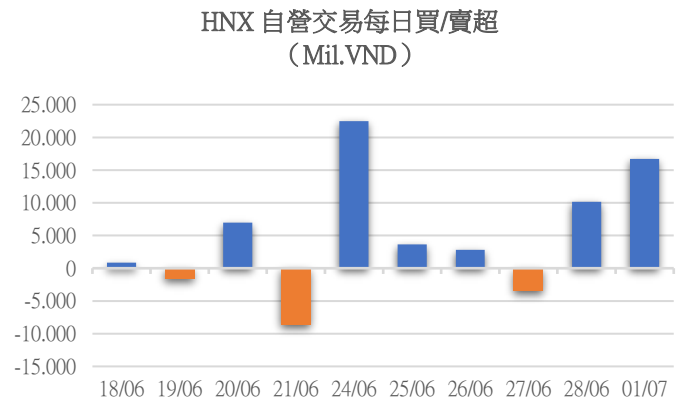
證券代碼	買超金額 (Mil.VND)	證券代碼	賣超金額 (Mil.VND)
FUEVFNVD	335,666	MWG	70,970
FUEKIVFS	17,852	GMD	12,459
MSN	16,506	GAS	7,877
DGC	12,795	PNJ	7,714
HPG	10,775	ACB	7,152

HSX 自營交易最大前名



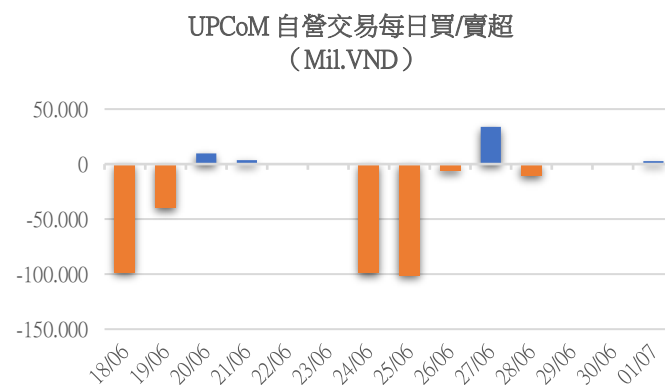
證券代碼	買超金額 (Mil.VND)	證券代碼	賣超金額 (Mil.VND)
		PVS	8,149
		L18	193

HNX 自營交易最大前名



證券代碼	買超金額 (Mil.VND)	證券代碼	賣超金額 (Mil.VND)
VEA	2,157.50	MCH	56,250
QTP	106.73	BCR	450
		ILC	0

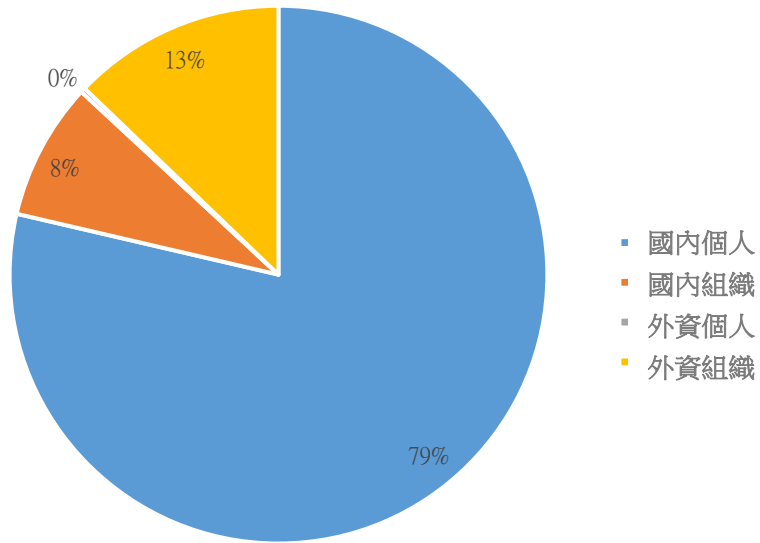
UPCoM 自營交易最大前名





We Create **Fortune**

越南證券市場投資人類別統計

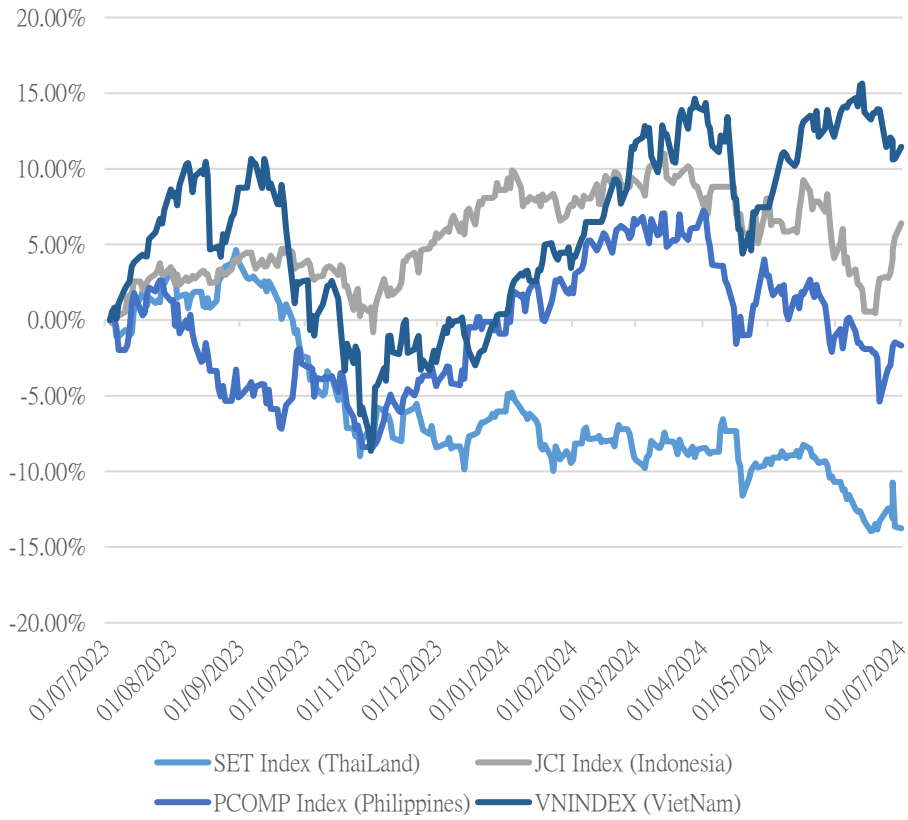


資料源: FiinPro - YSVN



We Create Fortune

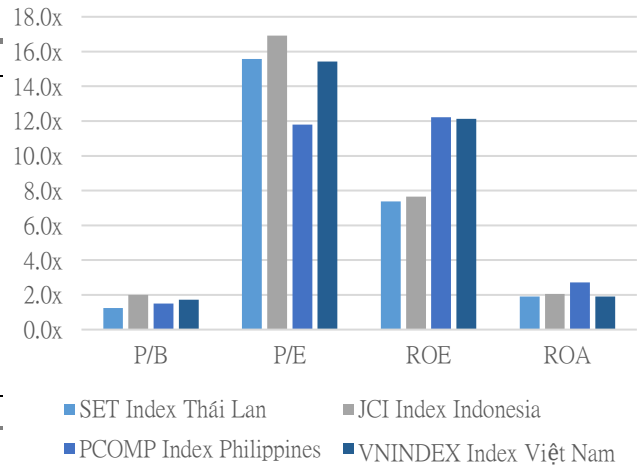
東南亞主要市場走勢比較



東南亞主要市場數據

		Thailand	Indonesia	Philippines	Vietnam
P/B		1.3x	2.0x	1.5x	1.8x
P/E		15.8x	16.3x	11.6x	15.9x
ROE	%	7.38	7.75	12.21	12.10
ROA	%	1.91	2.07	2.71	1.92
Vốn hóa	Tỷ USD	441.50	723.63	148.77	202.53
GTGD	Triệu USD	0.87	0.39	0.07	0.59
LS cổ tức	%	3.59	3.44	2.86	1.69

源: Bloomberg & YSVN



■ SET Index Thái Lan ■ JCI Index Indonesia
■ PCOMP Index Philippines ■ VNINDEX Index Việt Nam



We Create **Fortune**

元大證券（越南）公司

個人客戶分析部

Nguyễn Th ệ Minh
研究分析經理
+84 28 3622 6868 ext 3826
minh.nguyen@yuanta.com.vn

Lý Thị Hi ệ n
研究分析主管
+84 28 3622 6868 ext 3908
hien.ly@yuanta.com.vn

Quách Đức Khánh
研究分析副主管
+84 28 3622 6868 ext 3833
khanh.quach@yuanta.com.vn

Khổng Hữu Hiệp
高級分析專員
+84 28 3622 6868 ext 3912
hiiep.khong@yuanta.com.vn

Nguyễn Trịnh Ngọc Hồng
高級分析專員
+84 28 3622 6868 ext 3832
hong.nguyen@yuanta.com.vn

Phạm Tấn Phát
高級分析專員
+84 28 3622 6868 ext 3880
phat.pham@yuanta.com.vn

個人客戶業務部

Phạm Đắc Thành
北部營業中心經理
+84 28 3622 6868 ext 3416
thanh.pham@yuanta.com.vn

Võ Thị Thu Thủy
平陽分行經理
+84 28 3622 6868 ext 3505
thuy.vo@yuanta.com.vn

Lương Kỳ Ty
堤岸分行經理
+84 28 3622 6868 ext 3653
ty.luong@yuanta.com.vn

Bùi Quốc Phong
同奈分行經理
+84 28 3622 6868 ext 3701
phong.bui@yuanta.com.vn

Võ Đình Tuấn
峴港分行經理
+84 28 3622 6868 ext 3301
tuan.vo@yuanta.com.vn

Nguyễn Việt Quang
河內分行經理
+84 28 3622 6868 ext 3404
quang.nguyen@yuanta.com.vn

Đinh Thị Thu Cúc
頭頓分行經理
+84 28 3622 6868 ext 3203
cuc.dinh@yuanta.com.vn



We Create **Fortune**

Appendix A: Important Disclosures

Analyst Certification

Each research analyst primarily responsible for the content of this research report, in whole or in part, certifies that with respect to each security or issuer that the analyst covered in this report: (1) all of the views expressed accurately reflect his or her personal views about those securities or issuers; and (2) no part of his or her compensation was, is, or will be, directly or indirectly, related to the specific recommendations or views expressed by that research analyst in the research report.

Ratings Definitions

BUY: We have a positive outlook on the stock based on our expected absolute or relative return over the investment period. Our thesis is based on our analysis of the company's outlook, financial performance, catalysts, valuation and risk profile. We recommend investors add to their position.

HOLD-Outperform: In our view, the stock's fundamentals are relatively more attractive than peers at the current price. Our thesis is based on our analysis of the company's outlook, financial performance, catalysts, valuation and risk profile.

HOLD-Underperform: In our view, the stock's fundamentals are relatively less attractive than peers at the current price. Our thesis is based on our analysis of the company's outlook, financial performance, catalysts, valuation and risk profile.

SELL: We have a negative outlook on the stock based on our expected absolute or relative return over the investment period. Our thesis is based on our analysis of the company's outlook, financial performance, catalysts, valuation and risk profile. We recommend investors reduce their position.

Under Review: We actively follow the company, although our estimates, rating and target price are under review.

Restricted: The rating and target price have been suspended temporarily to comply with applicable regulations and/or Yuanta policies.

Note: Yuanta research coverage with a Target Price is based on an investment period of 12 months. Greater China Discovery Series coverage does not have a formal 12 month Target Price and the recommendation is based on an investment period specified by the analyst in the report.

Global Disclaimer

© 2018 Yuanta. All rights reserved. The information in this report has been compiled from sources we believe to be reliable, but we do not hold ourselves responsible for its completeness or accuracy. It is not an offer to sell or solicitation of an offer to buy any securities. All opinions and estimates included in this report constitute our judgment as of this date and are subject to change without notice.

This report provides general information only. Neither the information nor any opinion expressed herein constitutes an offer or invitation to make an offer to buy or sell securities or other investments. This material is prepared for general circulation to clients and is not intended to provide tailored investment advice and does not take into account the individual financial situation and objectives of any specific person who may receive this report. Investors should seek financial advice regarding the appropriateness of investing in any securities, investments or investment strategies discussed or recommended in this report. The information contained in this report has been compiled from sources believed to be reliable but no representation or warranty, express or implied, is made as to its accuracy, completeness or correctness. This report is not (and should not be construed as) a solicitation to act as securities broker or dealer in any jurisdiction by any person or company that is not legally permitted to carry on such business in that jurisdiction.

Yuanta research is distributed in the United States only to Major U.S. Institutional Investors (as defined in Rule 15a-6 under the Securities Exchange Act of 1934, as amended and SEC staff interpretations thereof). All transactions by a US person in the securities mentioned in this report must be effected through a registered broker-dealer under Section 15 of the Securities Exchange Act of 1934, as amended. Yuanta research is distributed in Taiwan by Yuanta Securities Investment Consulting. Yuanta research is distributed in Hong Kong by Yuanta Securities (Hong Kong) Co. Limited, which is licensed in Hong Kong by the Securities and Futures Commission for regulated activities, including Type 4 regulated activity (advising on securities). In Hong Kong, this research report may not be redistributed, retransmitted or disclosed, in whole or in part or and any form or manner, without the express written