

當日市場：VN-Index 在連續第三個交易日下跌

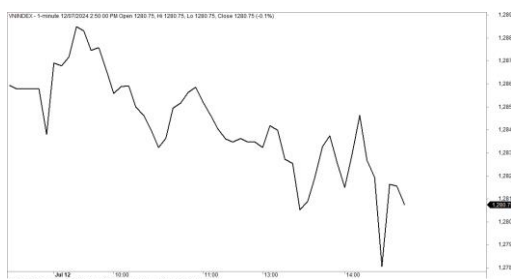
2024/07/15

市場走勢

市場指數	VNI	HNI	UPCOM
收盤	1,280.75	245.02	98.14
%日	-0.24%	-0.15%	-0.18%
%週	-0.18%	1.12%	-0.12%
%月	-1.50%	-1.32%	-1.01%
%年	10.96%	7.05%	14.24%
成交值(Bil.VND)			
當日	15,230	1,129	1,099
日均量/週	19,436	1,442	1,354
日均量/月	20,401	1,409	1,441
外資進出			
買進	1,194.51	33.38	36.74
賣出	1,956.56	32.75	43.40
買賣超	-762.05	0.63	-6.66
市場漲跌家數			
上漲	120	61	169
下跌	207	97	215
持平	92	159	519
市場指標			
P/E	14.40	18.72	27.60
總市值 (兆盾)	5,255	342	1,655
股息殖利率 ²	4.00%	2.98%	4.74%

資料源: Bloomberg - YSVN

VNINDEX



HNIINDEX



市場走勢

大型股持續走弱，導致 VN-Index 在連續第三個交易日下跌，而 HN-Index 在首個交易日小幅下跌。具體而言，VN-Index 收盤下跌 0.24%，止於 1,280.75 點，HNX-Index 同步下跌 0.15%，Upcom-Index 下跌 0.18%。與前一交易日相比，3 大市場的交易額均下降達到 17 兆 4,580 億越南盾。

VN30-Index 收盤下跌 0.34%，其中有 16 檔下跌股和 9 檔上張股，顯示大型股壓力在周末的交易日仍然較大。其中，MSN (-1.32%)、HPG (-1.21%)、SSI (-1.01%)、PLX (-1.07%) 是 VN30-Index 跌幅領先的股票。相反，GVR (2.57%)、VIC (1.58%) 或 FPT (0.6%) 再次復甦。

中小型股的獲利壓力出現買賣交替，如 PC1、HDG、DBC、VIX、PVT、TCM 大幅下跌，而化學品股 (DCM、BFC、LAS) 再次復甦，房地產股 (NTL、IJC、TDC、CCL) 積極上漲。

外資賣超近 7,680 億越南盾，其中 VHM (3,040 億)、MWG (1,240 億) 和 MSN (800 億) 被拋售最多的股票。相反，TPB (420 億)、DGC (270 億)、PLX (260 億) 被買進積極最多的股票。

市場短期觀點

我們認為市場在本周的首個交易日中可能會快速復甦，VN-Index 可能會重新測試 1,290 點的水平。同時，市場仍處於短期調整階段，因此 VN-Index 在未來的幾個交易日可能會在 1,280 - 1,290 點波動。此外，情緒指標持續上漲，顯示新的買入機會可能增加，短期風險仍然較低。大盤的短期走勢仍維持上漲。因此，我們建議投資者可以繼續利用調整期增加股票比例，並應集中於各類股票的機會。

根據周線圖來看，VN-Index 比前一周小幅調整 -0.2%。同時，市場仍處於中期調整階段，因此 VN-Index 在下一個交易周可能無法突破 1,300 點的中期阻力位。然而，中期趨勢仍維持在上漲。因此，我們評估 VN-Index 仍可能突破 1,300 點的阻力位，投資者在未來的 3 個月仍應優先考慮增加中期投資組合的股票比例。

請在 <https://ysradar.yuanta.com.vn/> 查看有關股票的信號。

We Create Fortune

技術分析圖



指數技術分析圖 VN-Index



指數技術分析圖 HNX-Index

指數	短期趨勢	中期趨勢	阻力區 1	阻力區 2	支撐區 1	支撐區 2
VN-Index	上漲	上漲	1300	1330	870	800
HNX-Index	上漲	上漲	260	306	189	160
VN30	上漲	上漲	1336	1350	980	960
VNMidcaps	上漲	上漲	1280	1250	963	900
VNSmallcaps	上漲	上漲	1250	1250	804	750

We Create Fortune

胡志明市交易所 (HSX)

	收盤	漲跌%
VNI	1280.75	-0.24%
VN30	1301.81	-0.34%
VN Mid	1991.01	-0.39%
VN Small	1556.94	-0.30%

河內交易所 (HSX)

	收盤	漲跌%
HNI	245.02	-0.15%
HN30	541.26	-0.31%
VNX AllSh	1327.44	-0.35%

UPCOM 市場 (UPCoM)

	收盤	漲跌%
UPCoM	98.14	-0.18%

外資交易	成交值 (Bil.VND)
買進	1194.511448
賣出	1956.561362
買超/賣超	-762.0499146

外資交易	成交值 (Bil.VND)
買進	33.38
賣出	32.75
買超/賣超	0.63

外資交易	成交值 (Bil.VND)
買進	36.74
賣出	43.40
買超/賣超	-6.66

上漲排名/股碼	漲跌(VND)	漲跌%
CCL	700	6.83%
TDC	650	6.74%
SGR	1950	6.69%
TV2	2150	6.03%
EVG	370	5.13%

上漲排名/股碼	漲跌(VND)	漲跌%
API	700	10.00%
CSC	3200	9.91%
CTP	700	9.72%
APS	600	8.33%
AAV	400	7.02%

上漲排名/股碼	漲跌(VND)	漲跌%
HRT	0	13.86%
SRT	0	13.71%
PVX	0	13.48%
SBB	87524536	3.56%
TID	0	2.63%

下跌排名/股碼	漲跌(VND)	漲跌%
VIP	-1100	-6.77%
CSM	-800	-5.06%
VTO	-550	-3.46%
PAC	-1600	-2.98%
LSS	-400	-2.94%

下跌排名/股碼	漲跌(VND)	漲跌%
HTP	-700	-9.33%
CVN	-200	-8.70%
KSQ	-200	-5.13%
VC7	-500	-4.10%
CEO	-400	-2.22%

下跌排名/股碼	漲跌(VND)	漲跌%
QBS	-87	-7.91%
HIO	-1844	-7.81%
MCH	-12977	-6.26%
MFS	-2619	-5.89%
PSB	-387	-4.78%

*備註：市值>5,000 億盾；成交值>15 億盾

市值排名/股碼	Bil.VND
VCB	489,604,395
BID	265,640,313
FPT	195,407,951
HPG	182,293,131
GAS	179,145,708

市值排名/股碼	Bil.VND
PVS	20,409,161
IDC	20,195,996
HUT	15,797,462
MBS	15,361,162
SHS	14,230,243

市值排名/股碼	Bil.VND
VGI	331,321,893
ACV	263,180,246
MCH	139,499,894
BSR	73,286,509
VEA	61,219,145

交易量排名/股碼	成交值	30 日均
EIB	25,814,270	26,375,380
HPG	18,403,524	22,134,095
HSG	17,974,800	16,404,699
VPB	17,738,414	39,802,664
ACB	14,797,800	9,080,252

交易量排名/股碼	成交值	30 日均
MBS	151,362,131,900	3,466,854
SHS	69,023,358,700	10,653,122
IDJ	23,955,870,500	1,730,150
CEO	61,080,993,300	4,122,953
TNG	74,204,130,100	3,153,001

交易量排名/股碼	成交值	30 日均
BSR	251,919,677,200	10,283,394
PVX	15,194,672,100	547,176
ABC	2,937,048,700	343,832
VGT	65,229,128,400	3,822,501
BCR	16,644,126,600	2,435,294

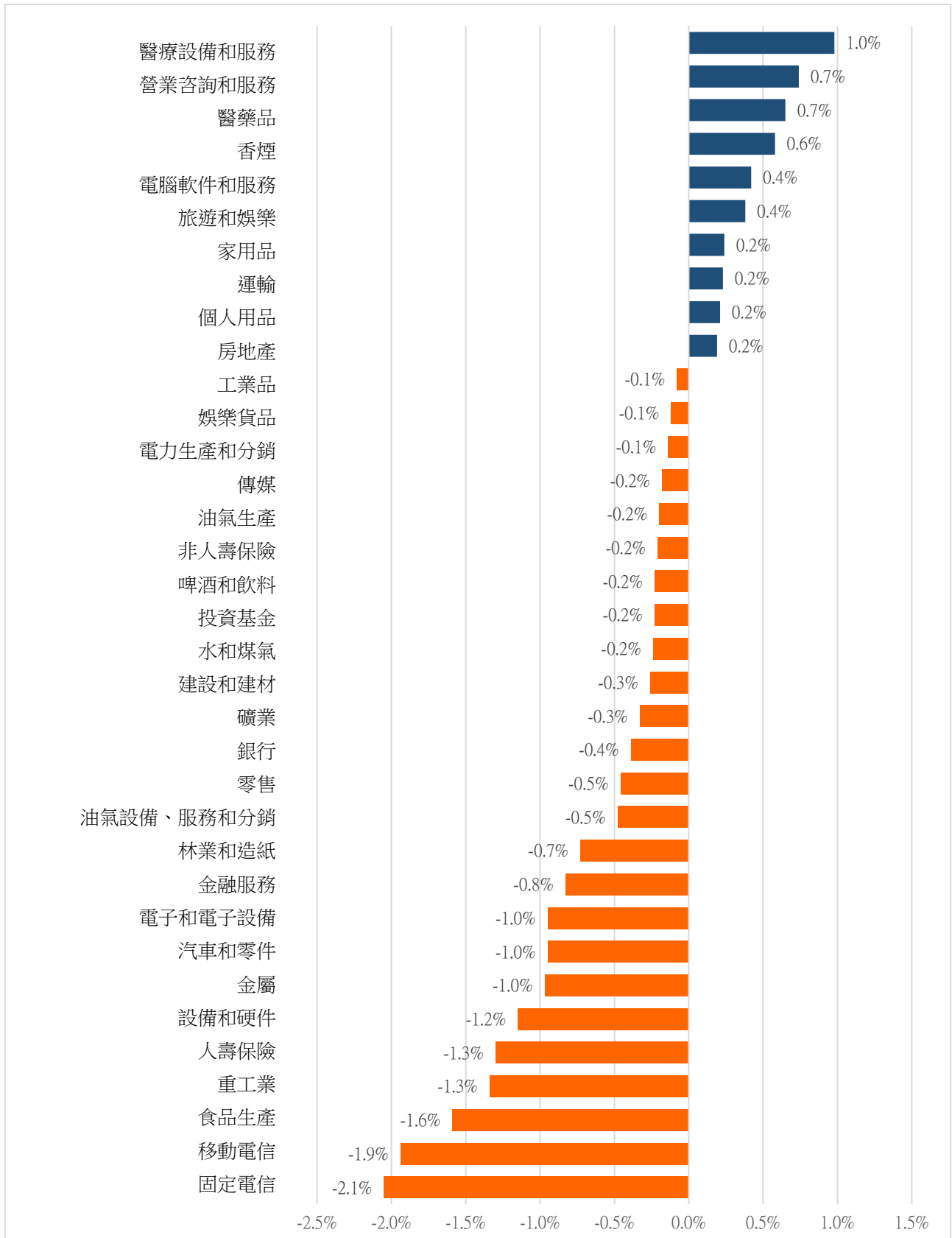
資料源: Bloomberg & Yuanta Research

資料源: Bloomberg & Yuanta Research

資料源: Bloomberg & Yuanta Research

We Create Fortune

各行業板塊的交易走勢



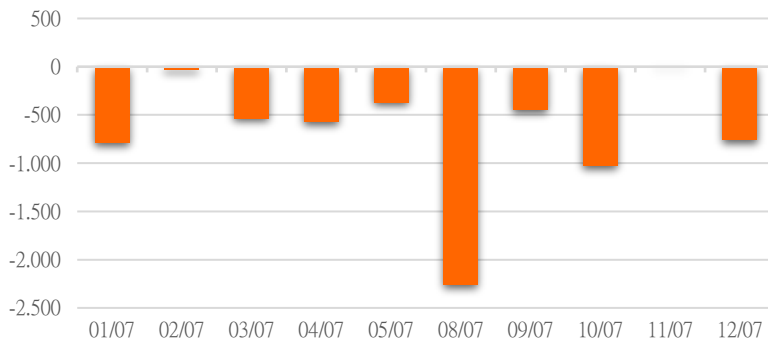
資料源: FiinPro - YSVN



We Create Fortune

外資買進賣統計

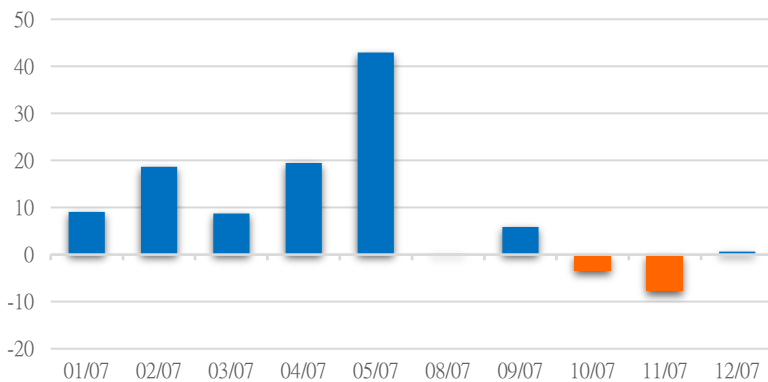
HSX 外資每日買/賣超



證券代碼	買超金額 (Mil. VND)	證券代碼	賣超金額 (Mil. VND)
TPB	42,213	VHM	-304,069
DGC	27,174	MWG	-124,110
PLX	26,104	MSN	-79,598
HDG	19,421	TCB	-49,511
GMD	15,960	FPT	-48,377

HSX 外資買/賣超的前 5 名

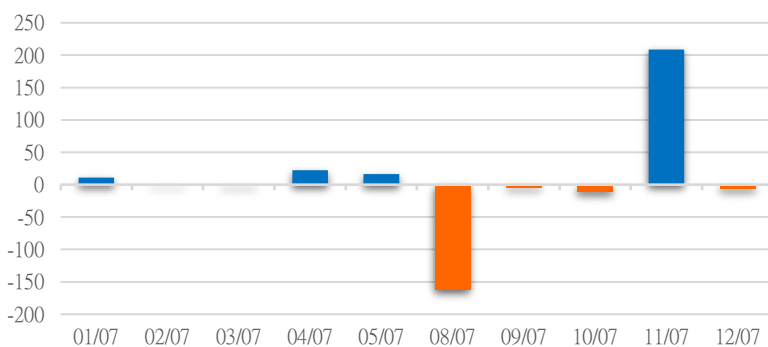
HNX 外資每日買/賣超



證券代碼	買超金額 (Mil. VND)	證券代碼	賣超金額 (Mil. VND)
PVS	5,983	VGS	-4,595
LAS	4,544	BVS	-4,584
TIG	2,310	TVC	-1,313
IDC	2,150	CEO	-1,251
DTD	1,505	PVI	-1,141

HNX 外資買/賣超的前 5 名

UPCOM 外資每日買/賣超



證券代碼	買超金額 (Mil. VND)	證券代碼	賣超金額 (Mil. VND)
MCH	8,951	QNS	-9,903
MFS	548	VLC	-3,097
CYC	298	BSR	-3,058
TVN	293	DDV	-436
ACV	266	VEA	-197

UPCOM 外資買/賣超的前 5 名

源: FiinPro - YSVN

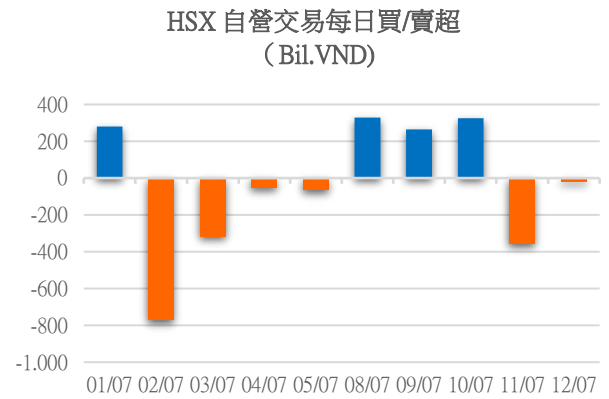


We Create Fortune

自營統計

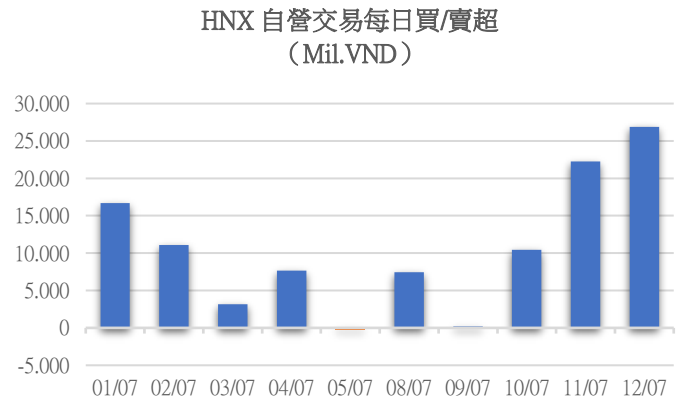
Pm 證券 代碼	買超金額 (Mil.VND)	證券 代碼	賣超金額 (Mil.VND)
MWG	23,781	E1VFN30	43,124
MBB	19,807	VHM	20,632
STB	12,479	VNM	9,347
SBT	10,984	VPB	7,373
PNJ	9,804	EIB	7,215

HSX 自營交易最大前名



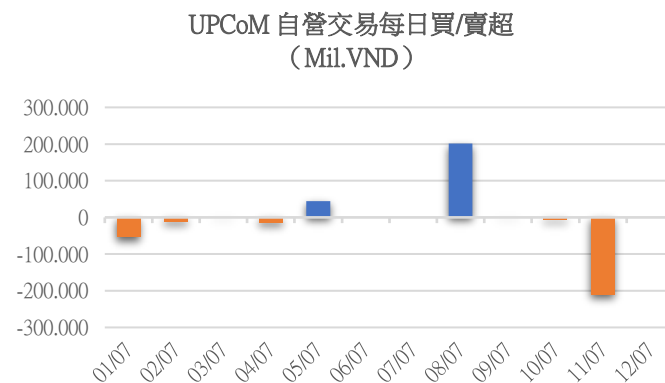
證券 代碼	買超金額 (Mil.VND)	證券 代碼	賣超金額 (Mil.VND)
IDC	615	PVS	9,036
		TNG	2,580
		L18	853

HNX 自營交易最大前名



證券 代碼	買超金額 (Mil.VND)	證券 代碼	賣超金額 (Mil.VND)
		ACV	208,009
		BSR	3,520
		BCR	1,045

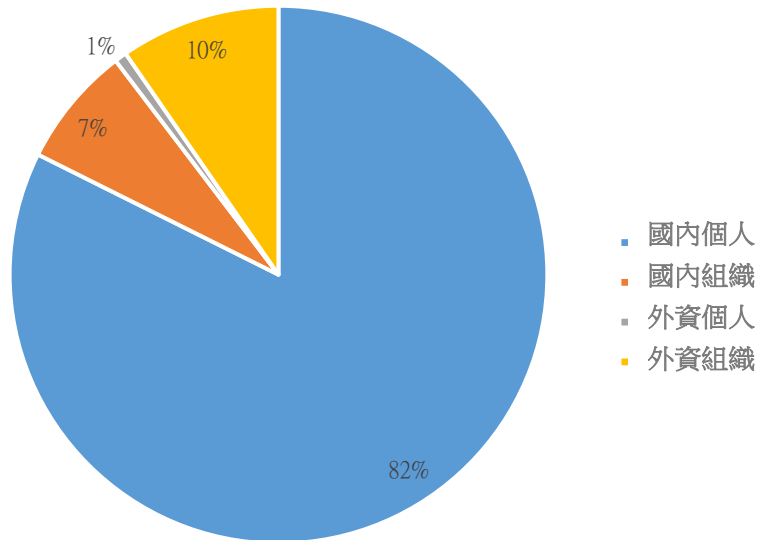
UPCoM 自營交易最大前名





We Create **Fortune**

越南證券市場投資人類別統計

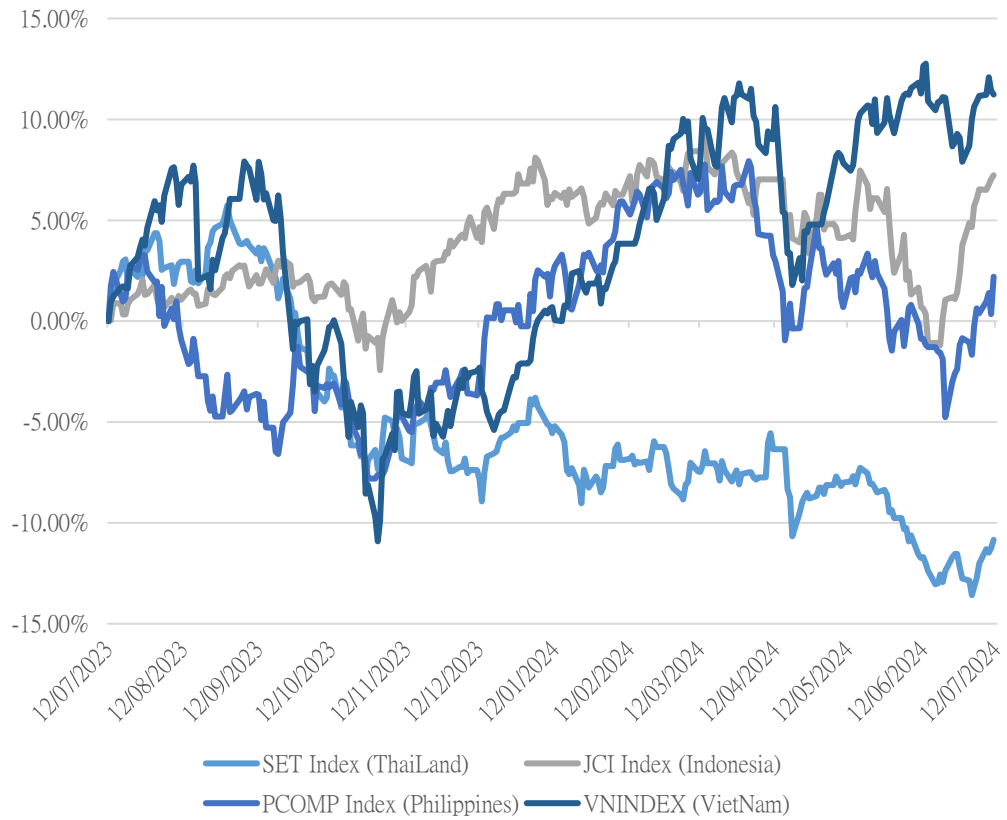


資料源: FiinPro - YSVN



We Create Fortune

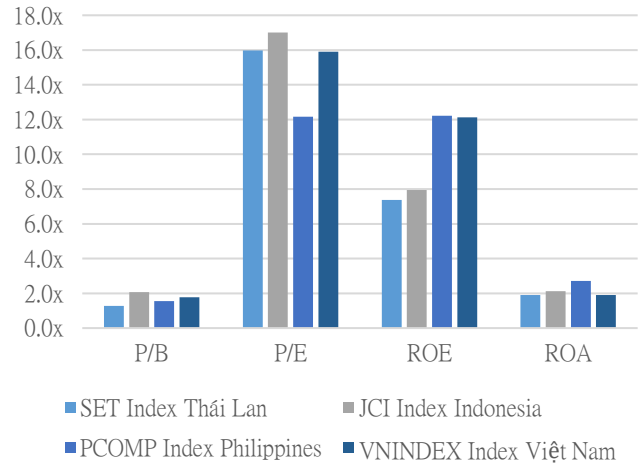
東南亞主要市場走勢比較



東南亞主要市場數據

		Thailand	Indonesia	Philippines	Vietnam
P/B		1.3x	2.1x	1.5x	1.8x
P/E		16.0x	17.0x	12.2x	15.9x
ROE	%	7.37	7.95	12.21	12.12
ROA	%	1.90	2.12	2.71	1.91
Vốn hóa	Tỷ USD	453.79	773.01	156.32	206.92
GTGD	Triệu USD	1.05	0.50	0.08	0.65
LS cổ tức	%	3.51	3.34	2.76	1.61

源: Bloomberg & YSVN



■ SET Index Thái Lan ■ JCI Index Indonesia
■ PCOMP Index Philippines ■ VNINDEX Index Việt Nam



We Create **Fortune**

元大證券（越南）公司

個人客戶分析部

Nguyễn Th ệ Minh
研究分析經理
+84 28 3622 6868 ext 3826
minh.nguyen@yuanta.com.vn

Lý Thị Hi ệ n
研究分析主管
+84 28 3622 6868 ext 3908
hien.ly@yuanta.com.vn

Quách Đức Khánh
研究分析副主管
+84 28 3622 6868 ext 3833
khanh.quach@yuanta.com.vn

Khổng Hữu Hiệp
高級分析專員
+84 28 3622 6868 ext 3912
hiiep.khong@yuanta.com.vn

Nguyễn Trịnh Ngọc Hồng
高級分析專員
+84 28 3622 6868 ext 3832
hong.nguyen@yuanta.com.vn

Phạm Tấn Phát
高級分析專員
+84 28 3622 6868 ext 3880
phat.pham@yuanta.com.vn

個人客戶業務部

Phạm Đắc Thành
北部營業中心經理
+84 28 3622 6868 ext 3416
thanh.pham@yuanta.com.vn

Võ Thị Thu Thủy
平陽分行經理
+84 28 3622 6868 ext 3505
thuy.vo@yuanta.com.vn

Lương Kỳ Ty
堤岸分行經理
+84 28 3622 6868 ext 3653
ty.luong@yuanta.com.vn

Bùi Quốc Phong
同奈分行經理
+84 28 3622 6868 ext 3701
phong.bui@yuanta.com.vn

Võ Đình Tuấn
峴港分行經理
+84 28 3622 6868 ext 3301
tuan.vo@yuanta.com.vn

Nguyễn Việt Quang
河內分行經理
+84 28 3622 6868 ext 3404
quang.nguyen@yuanta.com.vn

Đinh Thị Thu Cúc
頭頓分行經理
+84 28 3622 6868 ext 3203
cuc.dinh@yuanta.com.vn



We Create **Fortune**

Appendix A: Important Disclosures

Analyst Certification

Each research analyst primarily responsible for the content of this research report, in whole or in part, certifies that with respect to each security or issuer that the analyst covered in this report: (1) all of the views expressed accurately reflect his or her personal views about those securities or issuers; and (2) no part of his or her compensation was, is, or will be, directly or indirectly, related to the specific recommendations or views expressed by that research analyst in the research report.

Ratings Definitions

BUY: We have a positive outlook on the stock based on our expected absolute or relative return over the investment period. Our thesis is based on our analysis of the company's outlook, financial performance, catalysts, valuation and risk profile. We recommend investors add to their position.

HOLD-Outperform: In our view, the stock's fundamentals are relatively more attractive than peers at the current price. Our thesis is based on our analysis of the company's outlook, financial performance, catalysts, valuation and risk profile.

HOLD-Underperform: In our view, the stock's fundamentals are relatively less attractive than peers at the current price. Our thesis is based on our analysis of the company's outlook, financial performance, catalysts, valuation and risk profile.

SELL: We have a negative outlook on the stock based on our expected absolute or relative return over the investment period. Our thesis is based on our analysis of the company's outlook, financial performance, catalysts, valuation and risk profile. We recommend investors reduce their position.

Under Review: We actively follow the company, although our estimates, rating and target price are under review.

Restricted: The rating and target price have been suspended temporarily to comply with applicable regulations and/or Yuanta policies.

Note: Yuanta research coverage with a Target Price is based on an investment period of 12 months. Greater China Discovery Series coverage does not have a formal 12 month Target Price and the recommendation is based on an investment period specified by the analyst in the report.

Global Disclaimer

© 2018 Yuanta. All rights reserved. The information in this report has been compiled from sources we believe to be reliable, but we do not hold ourselves responsible for its completeness or accuracy. It is not an offer to sell or solicitation of an offer to buy any securities. All opinions and estimates included in this report constitute our judgment as of this date and are subject to change without notice.

This report provides general information only. Neither the information nor any opinion expressed herein constitutes an offer or invitation to make an offer to buy or sell securities or other investments. This material is prepared for general circulation to clients and is not intended to provide tailored investment advice and does not take into account the individual financial situation and objectives of any specific person who may receive this report. Investors should seek financial advice regarding the appropriateness of investing in any securities, investments or investment strategies discussed or recommended in this report. The information contained in this report has been compiled from sources believed to be reliable but no representation or warranty, express or implied, is made as to its accuracy, completeness or correctness. This report is not (and should not be construed as) a solicitation to act as securities broker or dealer in any jurisdiction by any person or company that is not legally permitted to carry on such business in that jurisdiction.

Yuanta research is distributed in the United States only to Major U.S. Institutional Investors (as defined in Rule 15a-6 under the Securities Exchange Act of 1934, as amended and SEC staff interpretations thereof). All transactions by a US person in the securities mentioned in this report must be effected through a registered broker-dealer under Section 15 of the Securities Exchange Act of 1934, as amended. Yuanta research is distributed in Taiwan by Yuanta Securities Investment Consulting. Yuanta research is distributed in Hong Kong by Yuanta Securities (Hong Kong) Co. Limited, which is licensed in Hong Kong by the Securities and Futures Commission for regulated activities, including Type 4 regulated activity (advising on securities). In Hong Kong, this research report may not be redistributed, retransmitted or disclosed, in whole or in part or and any form or manner, without the express written