

當日市場：小型股逆市而行

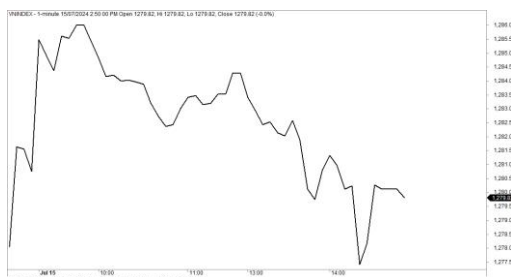
2024/07/16

市場走勢

市場指數	VNI	HNI	UPCOM
收盤	1,279.82	244.84	97.92
%日	-0.07%	-0.07%	-0.23%
%週	-0.18%	1.12%	-0.12%
%月	-1.50%	-1.32%	-1.01%
%年	10.96%	7.05%	14.24%
成交值(Bil.VND)			
當日	14,209	1,321	1,121
日均量/週	19,436	1,442	1,354
日均量/月	20,401	1,409	1,441
外資進出			
買進	1,238.86	39.96	21.71
賣出	2,913.34	83.09	216.32
買賣超	-1,674.48	-43.13	-194.61
市場漲跌家數			
上漲	153	79	162
下跌	175	86	166
持平	91	152	575
市場指標			
P/E	14.38	18.58	27.44
總市值 (兆盾)	5,252	342	1,644
股息殖利 ²	4.01%	3.02%	4.70%

資料源: Bloomberg - YSVN

VNINDEX



HNIINDEX



市場走勢

市場情緒持續穩定，但在大中型股持續面臨拋售壓力的背景下，市場指數持續出現強勁震盪階段。VN-Index 收盤下跌 0.07%，止於 1279.82 點，HNX-Index 下跌 0.307 點，Upcom-Index 下跌 0.23%。與前一交易日相比，3 大市場的交易額下降達到 16 兆 6,500 億越南盾。

大型股持續走弱，跌幅佔主導地位，其中 FPT (-0.82%) 持續下跌，VIC、VHM、TPB、VPB、VRE 下跌 1-2%。在漲幅方面，主要是一些中大型股，如 VJC、BCM、GVR、PLX 以及 HDB 強勁上漲。

值得注意的是，在工貿部提議允許企業依照規定機制自行決定零售價格的消息傳出後，油氣分銷股 (OIL、PLX) 有所積極走勢。

小型股比大盤更加積極，VNSML 指數上漲 0.45%，如 APH、BCE、BMC、CTI、DPG、GDT、LBM 上漲超過 2%。

外資在當日的交易日賣超近 1 兆 9,140 億越南盾，其中 HDB (4,060 億)、STB (3,270 億)、ACV (2,070 億) 被拋售最多的股票。相反，TNH (1,090 億)、NLG (760 億)、PC1 (490 億) 在買超方面領先。

市場短期觀點

我們認為市場在下一交易日可能會繼續在 VN-Index 的 1,280 - 1,290 點內出現漲跌交替並處於震盪階段。同時，市場仍處於短期調整階段，因此現金流量可能會在各類股票之間出現分化，流動性在未來的幾個交易日可能仍處於較低水平。此外，情緒指標持續上漲，顯示新的買進機會持續增加，短期風險依然較低。

大盤的短期趨勢仍維持上漲。因此，我們建議投資者可以繼續利用調整期增加股票比例並買進新股。

請在 <https://ysradar.yuanta.com.vn/> 查看有關股票的信號。



We Create Fortune

技術分析圖



指數技術分析圖 VN-Index



指數技術分析圖 HNX-Index

指數	短期趨勢	中期趨勢	阻力區 1	阻力區 2	支撐區 1	支撐區 2
VN-Index	上漲	上漲	1300	1330	870	800
HNX-Index	上漲	上漲	260	306	189	160
VN30	上漲	上漲	1336	1350	980	960
VNMidcaps	上漲	上漲	1280	1250	963	900
VNSmallcaps	上漲	上漲	1250	1250	804	750



We Create Fortune

胡志明市交易所 (HSX)

	收盤	漲跌%
VNI	1279.82	-0.07%
VN30	1297.82	-0.31%
VN Mid	1989.18	-0.09%
VN Small	1563.87	0.45%

河內交易所 (HSX)

	收盤	漲跌%
HNI	244.84	-0.07%
HN30	542.23	0.18%
VNX AllSh	1324.86	-0.19%

UPCOM 市場 (UPCoM)

	收盤	漲跌%
UPCoM	97.92	-0.23%

外資交易	成交值 (Bil.VND)
買進	1238.858
賣出	2913.34209
買超/賣超	-1674.48409

外資交易	成交值 (Bil.VND)
買進	39.96
賣出	83.09
買超/賣超	-43.13

外資交易	成交值 (Bil.VND)
買進	21.71
賣出	216.32
買超/賣超	-194.61

上漲排名/股碼	漲跌(VND)	漲跌%
IMP	5700	6.99%
LBM	3900	6.84%
YEG	650	6.57%
TDC	650	6.31%
APH	570	6.06%

上漲排名/股碼	漲跌(VND)	漲跌%
DHT	6000	9.92%
PBP	1300	9.77%
DP3	5600	8.86%
VTZ	1000	8.20%
PCH	900	8.04%

上漲排名/股碼	漲跌(VND)	漲跌%
DVN	0	6.28%
OIL	11260554	4.13%
PSB	0	3.95%
TVN	331656000	2.79%
NED	0	2.77%

下跌排名/股碼	漲跌(VND)	漲跌%
ITD	-1200	-6.84%
QCG	-750	-6.25%
PAC	-2550	-4.89%
DXS	-270	-4.32%
ITA	-170	-3.80%

下跌排名/股碼	漲跌(VND)	漲跌%
CMS	-1500	-6.55%
AMV	-100	-2.94%
IDJ	-200	-2.90%
APS	-200	-2.56%
IDC	-1200	-1.96%

下跌排名/股碼	漲跌(VND)	漲跌%
HIO	-1919	-8.80%
MFS	-2756	-6.58%
HRT	-1088	-6.55%
SRT	-1036	-6.32%
MVN	-2791	-5.53%

*備註：市值>5,000 億盾；成交值>15 億盾

市值排名/股碼	Bil.VND
VCB	489,604,395
BID	265,640,313
FPT	195,407,951
HPG	182,293,131
GAS	179,145,708

市值排名/股碼	Bil.VND
PVS	20,409,161
IDC	20,195,996
HUT	15,797,462
MBS	15,361,162
SHS	14,230,243

市值排名/股碼	Bil.VND
VGI	331,321,893
ACV	263,180,246
MCH	139,499,894
BSR	73,286,509
VEA	61,219,145

交易量排名/股碼	成交值	30 日均
HDB	31,128,236	14,922,043
SHB	27,075,734	23,366,885
SSB	16,922,900	6,486,961
HPG	16,511,707	21,839,059
VPB	16,131,613	37,161,884

交易量排名/股碼	成交值	30 日均
TIG	147,087,037,200	3,127,165
THD	221,780,000	308,115
SHS	82,898,848,000	10,001,860
CEO	75,903,026,800	4,078,807
MBS	100,824,690,300	3,503,778

交易量排名/股碼	成交值	30 日均
BSR	248,106,905,800	10,379,576
OIL	62,746,584,200	3,004,230
DGT	2,593,827,900	1,564,435
VGT	52,691,431,500	3,817,441
ACV	44,443,863,400	635,740

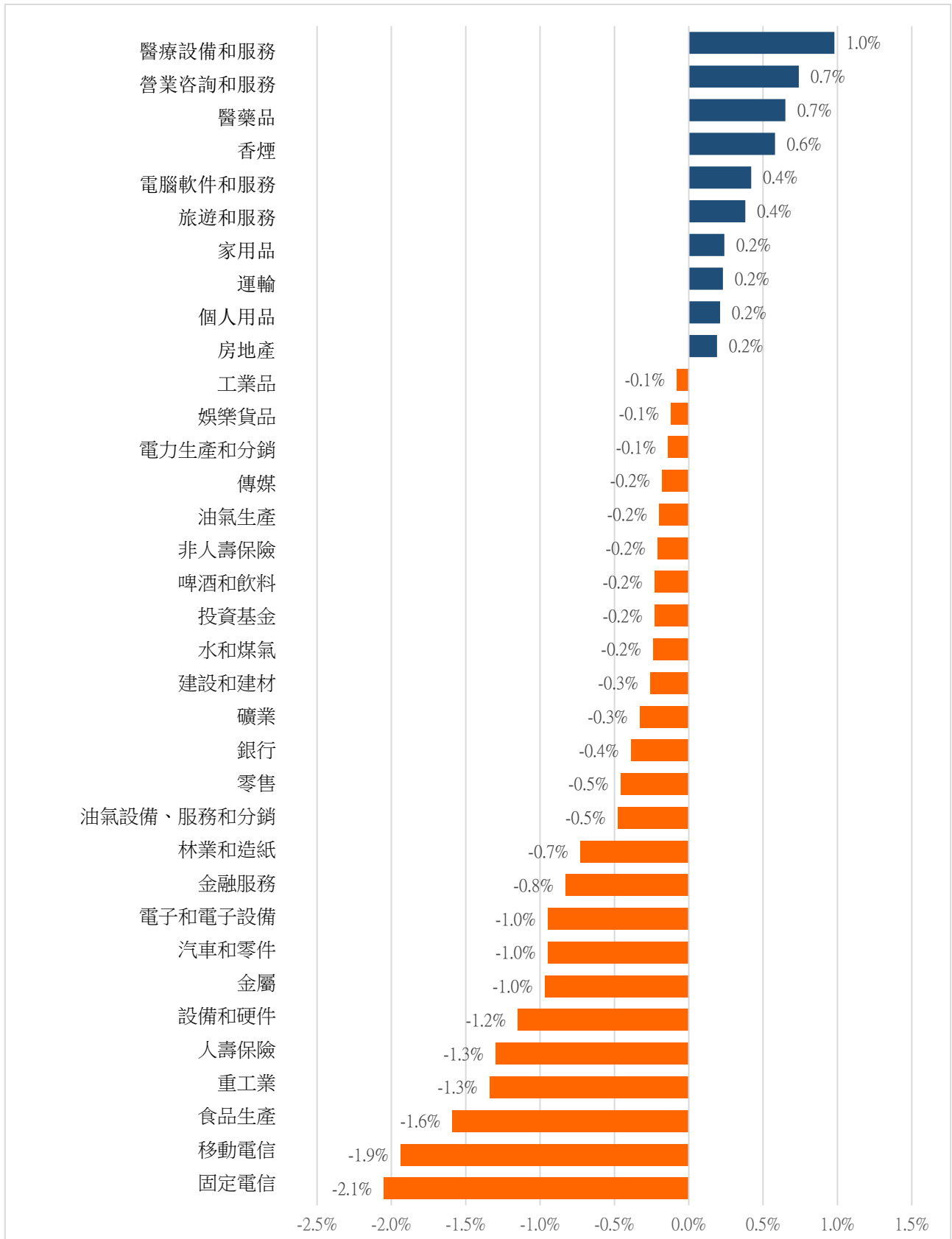
資料源: Bloomberg & Yuanta Research

資料源: Bloomberg & Yuanta Research

資料源: Bloomberg & Yuanta Research

We Create Fortune

各行業板塊的交易走勢



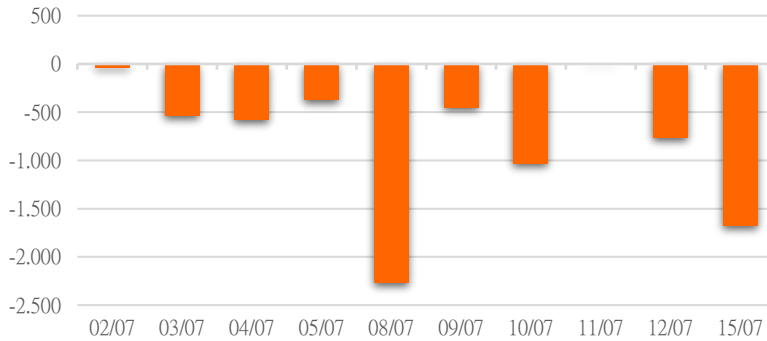
資料源: FiinPro - YSVN



We Create Fortune

外資買進賣統計

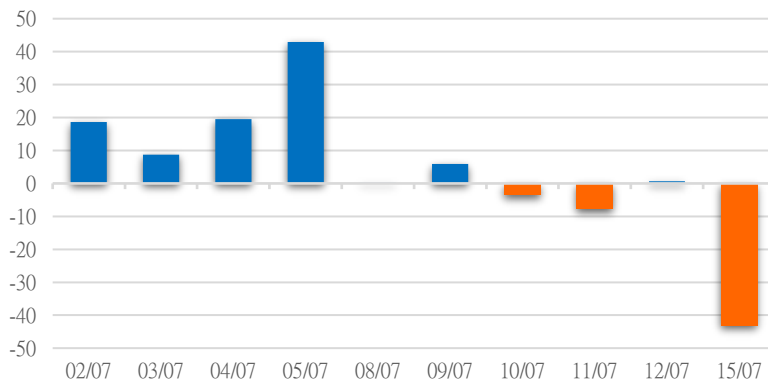
HSX 外資每日買/賣超



證券代碼	買超金額 (Mil. VND)	證券代碼	賣超金額 (Mil. VND)
TNH	109,082	HDB	-406,159
NLG	76,935	STB	-327,066
PC1	48,899	SAB	-179,121
PLX	27,053	SCS	-118,859
BCM	14,338	VCB	-95,824

HSX 外資買/賣超的前 5 名

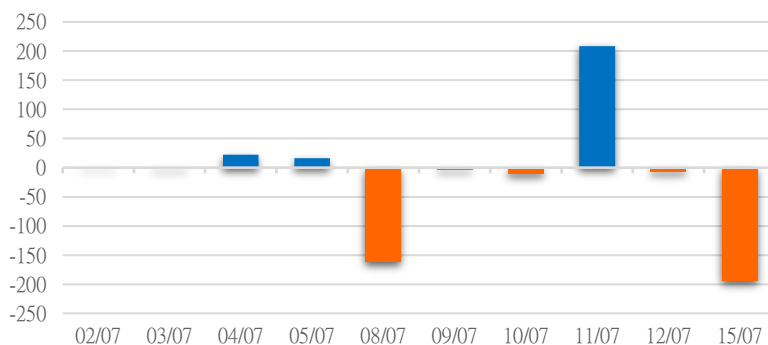
HNX 外資每日買/賣超



證券代碼	買超金額 (Mil. VND)	證券代碼	賣超金額 (Mil. VND)
TIG	11,939	IDC	-32,278
MBS	1,554	PVS	-5,761
TVC	1,272	TNG	-4,577
PVB	1,124	DTD	-3,768
DHT	1,089	CEO	-2,451

HNX 外資買/賣超的前 5 名

UPCOM 外資每日買/賣超



證券代碼	買超金額 (Mil. VND)	證券代碼	賣超金額 (Mil. VND)
VEA	6,385	ACV	-200,167
MCH	5,556	OIL	-2,938
BSR	2,772	DDV	-2,549
GHC	768	PHP	-1,552
VRG	379	QNS	-1,387

UPCOM 外資買/賣超的前 5 名

源: FiinPro - YSVN

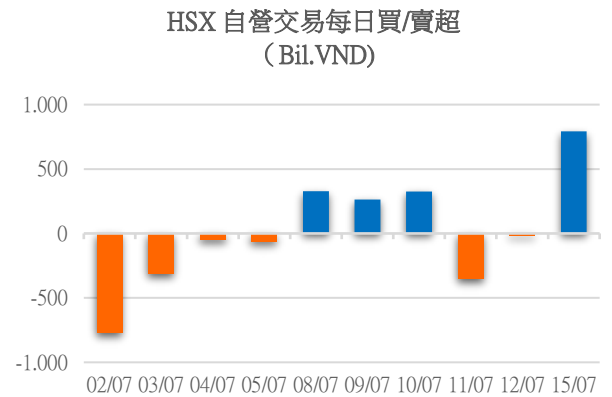


We Create Fortune

自營統計

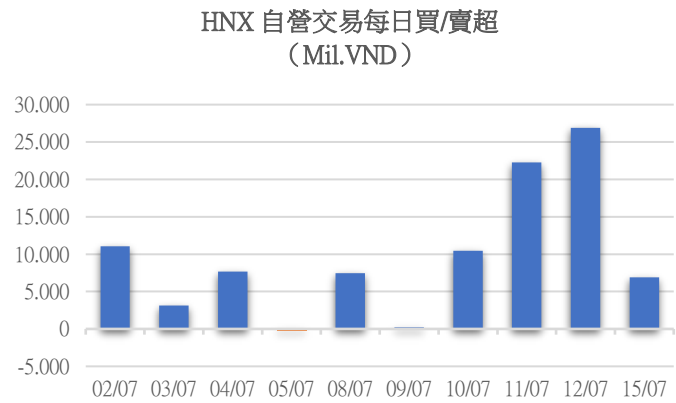
Pm 證券 代碼	買超金額 (Mil.VND)	證券 代碼	賣超金額 (Mil.VND)
HDB	437,651	HPG	49,182
STB	308,732	MSN	27,840
SAB	166,018	E1VFN30	19,832
SCS	109,894	FPT	18,848
KDH	12,394	VPB	16,496

HSX 自營交易最大前名



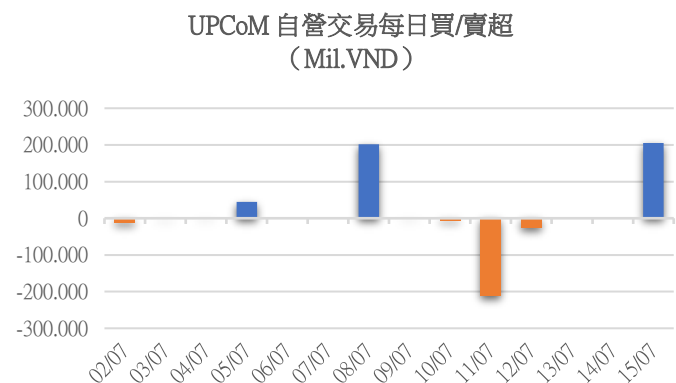
證券 代碼	買超金額 (Mil.VND)	證券 代碼	賣超金額 (Mil.VND)
IDC	5,454	GKM	5,045
VCS	374	PVS	443
		L18	242

HNX 自營交易最大前名



證券 代碼	買超金額 (Mil.VND)	證券 代碼	賣超金額 (Mil.VND)
		ACV	208,009
		BSR	3,520
		BCR	1,045

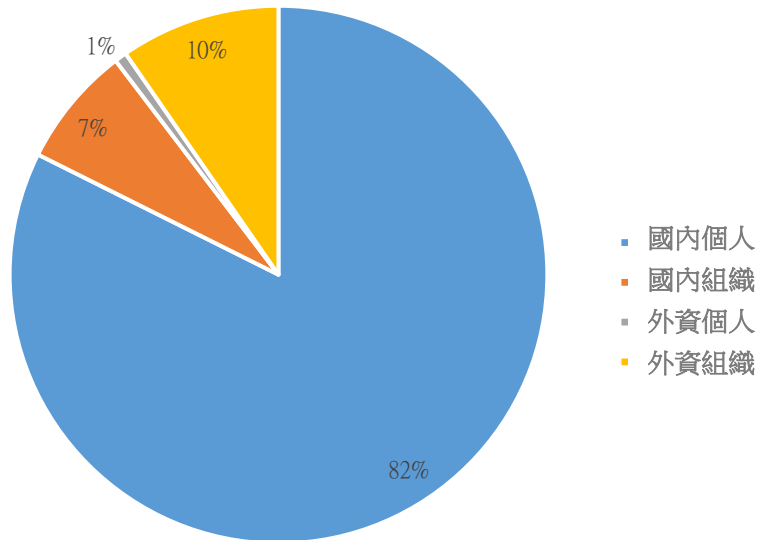
UPCoM 自營交易最大前名





We Create **Fortune**

越南證券市場投資人類別統計

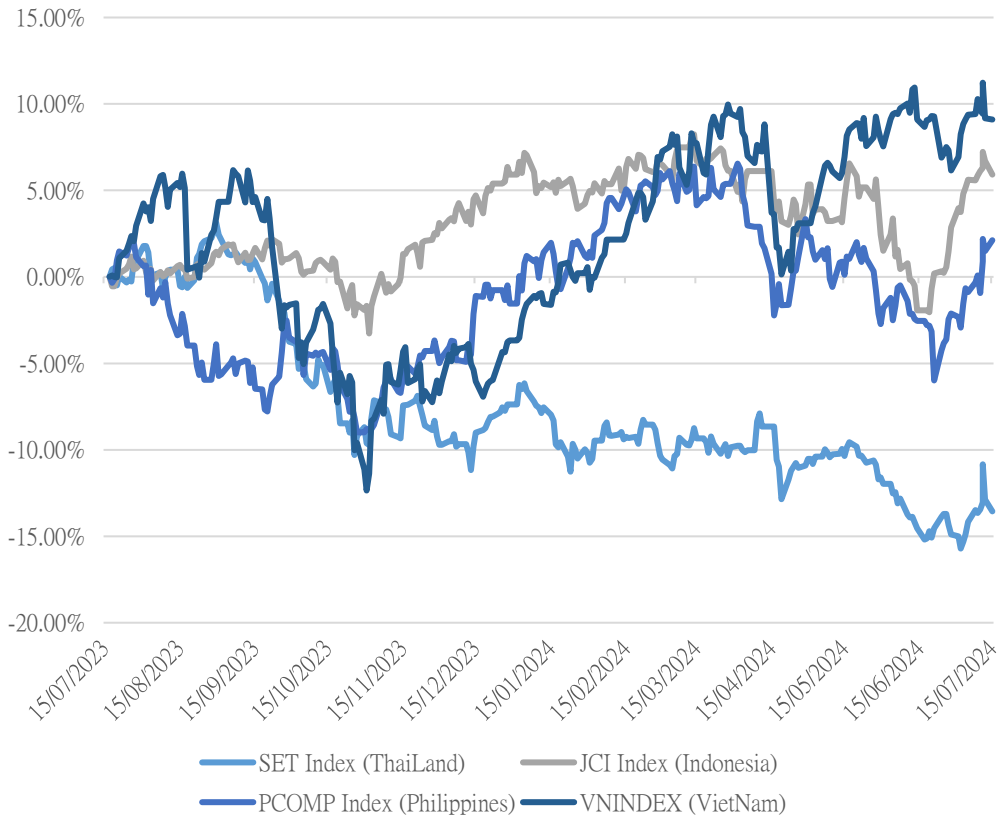


資料源: FiinPro - YSVN



We Create Fortune

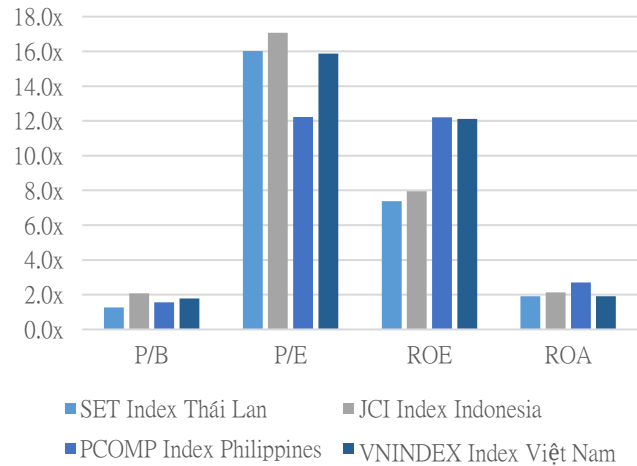
東南亞主要市場走勢比較



東南亞主要市場數據

		Thailand	Indonesia	Philippines	Vietnam
P/B		1.3x	2.1x	1.6x	1.8x
P/E		16.0x	17.1x	12.2x	15.9x
ROE	%	7.37	7.95	12.21	12.12
ROA	%	1.90	2.12	2.71	1.91
Vốn hóa	Tỷ USD	453.92	773.23	156.82	206.61
GTGD	Triệu USD	0.96	0.63	0.05	0.54
LS cổ tức	%	3.53	3.35	2.75	1.67

源: Bloomberg & YSVN



■ SET Index Thái Lan ■ JCI Index Indonesia
■ PCOMP Index Philippines ■ VNINDEX Index Việt Nam



We Create **Fortune**

元大證券（越南）公司

個人客戶分析部

Nguyễn Th ệ Minh
研究分析經理
+84 28 3622 6868 ext 3826
minh.nguyen@yuanta.com.vn

Lý Thị Hi ệ n
研究分析主管
+84 28 3622 6868 ext 3908
hien.ly@yuanta.com.vn

Quách Đức Khánh
研究分析副主管
+84 28 3622 6868 ext 3833
khanh.quach@yuanta.com.vn

Khổng Hữu Hiệp
高級分析專員
+84 28 3622 6868 ext 3912
hiiep.khong@yuanta.com.vn

Nguyễn Trịnh Ngọc Hồng
高級分析專員
+84 28 3622 6868 ext 3832
hong.nguyen@yuanta.com.vn

Phạm Tấn Phát
高級分析專員
+84 28 3622 6868 ext 3880
phat.pham@yuanta.com.vn

個人客戶業務部

Phạm Đắc Thành
北部營業中心經理
+84 28 3622 6868 ext 3416
thanh.pham@yuanta.com.vn

Võ Thị Thu Thủy
平陽分行經理
+84 28 3622 6868 ext 3505
thuy.vo@yuanta.com.vn

Lương Kỳ Ty
堤岸分行經理
+84 28 3622 6868 ext 3653
ty.luong@yuanta.com.vn

Bùi Quốc Phong
同奈分行經理
+84 28 3622 6868 ext 3701
phong.bui@yuanta.com.vn

Võ Đình Tuấn
峴港分行經理
+84 28 3622 6868 ext 3301
tuan.vo@yuanta.com.vn

Nguyễn Việt Quang
河內分行經理
+84 28 3622 6868 ext 3404
quang.nguyen@yuanta.com.vn

Đinh Thị Thu Cúc
頭頓分行經理
+84 28 3622 6868 ext 3203
cuc.dinh@yuanta.com.vn



We Create **Fortune**

Appendix A: Important Disclosures

Analyst Certification

Each research analyst primarily responsible for the content of this research report, in whole or in part, certifies that with respect to each security or issuer that the analyst covered in this report: (1) all of the views expressed accurately reflect his or her personal views about those securities or issuers; and (2) no part of his or her compensation was, is, or will be, directly or indirectly, related to the specific recommendations or views expressed by that research analyst in the research report.

Ratings Definitions

BUY: We have a positive outlook on the stock based on our expected absolute or relative return over the investment period. Our thesis is based on our analysis of the company's outlook, financial performance, catalysts, valuation and risk profile. We recommend investors add to their position.

HOLD-Outperform: In our view, the stock's fundamentals are relatively more attractive than peers at the current price. Our thesis is based on our analysis of the company's outlook, financial performance, catalysts, valuation and risk profile.

HOLD-Underperform: In our view, the stock's fundamentals are relatively less attractive than peers at the current price. Our thesis is based on our analysis of the company's outlook, financial performance, catalysts, valuation and risk profile.

SELL: We have a negative outlook on the stock based on our expected absolute or relative return over the investment period. Our thesis is based on our analysis of the company's outlook, financial performance, catalysts, valuation and risk profile. We recommend investors reduce their position.

Under Review: We actively follow the company, although our estimates, rating and target price are under review.

Restricted: The rating and target price have been suspended temporarily to comply with applicable regulations and/or Yuanta policies.

Note: Yuanta research coverage with a Target Price is based on an investment period of 12 months. Greater China Discovery Series coverage does not have a formal 12 month Target Price and the recommendation is based on an investment period specified by the analyst in the report.

Global Disclaimer

© 2018 Yuanta. All rights reserved. The information in this report has been compiled from sources we believe to be reliable, but we do not hold ourselves responsible for its completeness or accuracy. It is not an offer to sell or solicitation of an offer to buy any securities. All opinions and estimates included in this report constitute our judgment as of this date and are subject to change without notice.

This report provides general information only. Neither the information nor any opinion expressed herein constitutes an offer or invitation to make an offer to buy or sell securities or other investments. This material is prepared for general circulation to clients and is not intended to provide tailored investment advice and does not take into account the individual financial situation and objectives of any specific person who may receive this report. Investors should seek financial advice regarding the appropriateness of investing in any securities, investments or investment strategies discussed or recommended in this report. The information contained in this report has been compiled from sources believed to be reliable but no representation or warranty, express or implied, is made as to its accuracy, completeness or correctness. This report is not (and should not be construed as) a solicitation to act as securities broker or dealer in any jurisdiction by any person or company that is not legally permitted to carry on such business in that jurisdiction.

Yuanta research is distributed in the United States only to Major U.S. Institutional Investors (as defined in Rule 15a-6 under the Securities Exchange Act of 1934, as amended and SEC staff interpretations thereof). All transactions by a US person in the securities mentioned in this report must be effected through a registered broker-dealer under Section 15 of the Securities Exchange Act of 1934, as amended. Yuanta research is distributed in Taiwan by Yuanta Securities Investment Consulting. Yuanta research is distributed in Hong Kong by Yuanta Securities (Hong Kong) Co. Limited, which is licensed in Hong Kong by the Securities and Futures Commission for regulated activities, including Type 4 regulated activity (advising on securities). In Hong Kong, this research report may not be redistributed, retransmitted or disclosed, in whole or in part or and any form or manner, without the express written