

當日市場：銀行股再次積極

2024/07/17

市場走勢

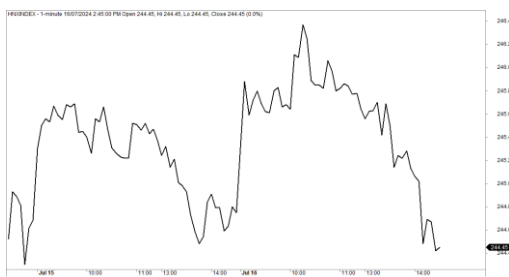
市場指數	VNI	HNI	UPCOM
收盤	1,281.18	244.91	98.26
%日	0.11%	0.03%	0.34%
%週	-0.29%	0.70%	-0.67%
%月	-0.01%	0.36%	-0.13%
%年	9.54%	6.36%	13.48%
成交值(Bil.VND)			
當日	16,390	1,207	1,331
日均量/週	18,307	1,420	1,287
日均量/月	19,556	1,355	1,400
外資進出			
買進	1,480.36	47.36	35.64
賣出	1,716.71	61.13	22.35
買賣超	-236.35	-13.76	13.28
市場漲跌家數			
上漲	150	87	184
下跌	176	80	157
持平	93	150	562
市場指標			
P/E	14.38	18.58	27.44
總市值 (兆盾)	5,252	342	1,644
股息殖利 ²	4.01%	3.02%	4.70%

資料源: Bloomberg - YSVN

VNINDEX



HNIINDEX



市場走勢

銀行股再次積極幫助市場更加樂觀。VN-Index 在連續 4 個交易日下跌後次出現漲幅的首個交易日。具體而言，VN-Index 收盤上漲 0.11%，止於 1,281.18 點，HNX-Index 上漲 0.03%，Upcom-Index 上漲 0.35%。與前一交易日相比，3 大市場的交易額均微有增加達到 18 兆 6,280 億越南盾。

銀行業更加樂觀可能來自越南國家銀行允許商業銀行銷售投資保險產品的消息以及第二季度的業績預期。BID、CTG、MBB、HDB、TPB 和 VPB 上漲超過 1%。此外，VJC (1.25%) 在連續第二個交易日大幅上漲。相反，PLX 和 POW 下跌 1% 附近。

值得注意的是，醫藥品 DCL、IMP、DHG、DBD、OPC 等同步漲停。外資在當日的交易日中賣超近 2,350 億越南盾，其中 MWG (1,480 億)、MSN (820 億) 和 TCB (700 億) 被拋售最多的股票。相反，NLG (820 億)、FPT (610 億)、TPB (400 億) 在買超方面領先。

市場短期觀點

我們認為市場可能會繼續在 VN-Index 的 1,280 - 1,290 點出現震盪。同時，市場在未來的幾個交易日可能會快速結束調整階段，或市場可能會快速結束目前的橫盤整理。此外，短期情緒指標持續上漲，顯示新的買進機會持續增加。

大盤的短期趨勢仍維持上漲。因此，我們建議投資者可以繼續利用調整期增加股票比例並買進新股。

請在 <https://ysradar.yuanta.com.vn/> 查看有關股票的信號。



We Create Fortune

技術分析圖



指數技術分析圖 VN-Index



指數技術分析圖 HNX-Index

指數	短期趨勢	中期趨勢	阻力區 1	阻力區 2	支撐區 1	支撐區 2
VN-Index	上漲	上漲	1300	1330	870	800
HNX-Index	上漲	上漲	260	306	189	160
VN30	上漲	上漲	1336	1350	980	960
VNMidcaps	上漲	上漲	1280	1250	963	900
VNSmallcaps	上漲	上漲	1250	1250	804	750

We Create Fortune

胡志明市交易所 (HSX)

	收盤	漲跌%
VNI	1281.18	0.11%
VN30	1303.3	0.42%
VN Mid	1983.57	-0.28%
VN Small	1562.98	-0.06%

河內交易所 (HSX)

	收盤	漲跌%
HNI	244.91	0.03%
HN30	541.18	-0.19%
VNX AllSh	1327.28	0.18%

UPCOM 市場 (UPCoM)

	收盤	漲跌%
UPCoM	98.26	0.34%

外資交易	成交值 (Bil.VND)
買進	1480.36458
賣出	1716.71437
買超/賣超	-236.349792

外資交易	成交值 (Bil.VND)
買進	47.36
賣出	61.13
買超/賣超	-13.76

外資交易	成交值 (Bil.VND)
買進	35.64
賣出	22.35
買超/賣超	13.28

上漲排名/股碼	漲跌(VND)	漲跌%
DCL	1950	6.99%
IMP	6100	6.99%
DBD	2900	6.94%
HTG	2650	6.94%
DHG	7800	6.92%

上漲排名/股碼	漲跌(VND)	漲跌%
VHE	300	10.00%
DHT	6600	9.92%
DVM	1200	9.38%
AMV	300	9.09%
VTZ	1000	7.58%

上漲排名/股碼	漲跌(VND)	漲跌%
PBC	0	13.92%
DP1	0	13.85%
DVN	0	13.11%
CDR	0	12.87%
GPC	0	10.98%

下跌排名/股碼	漲跌(VND)	漲跌%
HVN	-2350	-6.99%
SMC	-1350	-6.85%
CTF	-2100	-6.18%
ITA	-250	-5.81%
VOS	-1200	-5.66%

下跌排名/股碼	漲跌(VND)	漲跌%
CSC	-1800	-5.14%
LAS	-1200	-4.24%
PLC	-700	-2.58%
NDN	-300	-2.48%
TIG	-400	-2.38%

下跌排名/股碼	漲跌(VND)	漲跌%
NEM	-2900	-14.65%
TTN	-1387	-7.08%
MFS	-2372	-6.07%
ABC	-655	-4.43%
SGP	-1323	-4.37%

*備註：市值>5,000 億盾；成交值>15 億盾

市值排名/股碼	Bil.VND
VCB	489,045,485
BID	265,355,291
FPT	193,801,458
HPG	181,973,318
GAS	179,834,730

市值排名/股碼	Bil.VND
PVS	20,552,550
IDC	19,799,996
HUT	15,708,211
MBS	15,404,926
SHS	14,230,243

市值排名/股碼	Bil.VND
VGI	328,667,690
ACV	257,972,981
MCH	140,064,572
BSR	74,703,438
VEA	61,811,790

交易量排名/股碼	成交值	30 日均
SHB	37,646,849	22,139,698
MBB	26,701,400	12,912,148
NVL	22,599,000	9,033,505
GEX	21,585,800	11,346,174
VPB	18,281,005	35,586,965

交易量排名/股碼	成交值	30 日均
SHS	129,550,673,600	9,114,308
AMV	14,444,011,500	365,051
CEO	69,984,807,300	3,974,853
MBS	126,192,764,100	3,435,020
DVM	47,580,248,600	932,051

交易量排名/股碼	成交值	30 日均
BVB	131,328,409,100	1,250,503
BSR	206,030,573,900	10,434,124
OIL	85,576,405,500	3,231,095
VGX	78,695,856,700	3,781,613
DDV	53,575,379,900	2,735,022

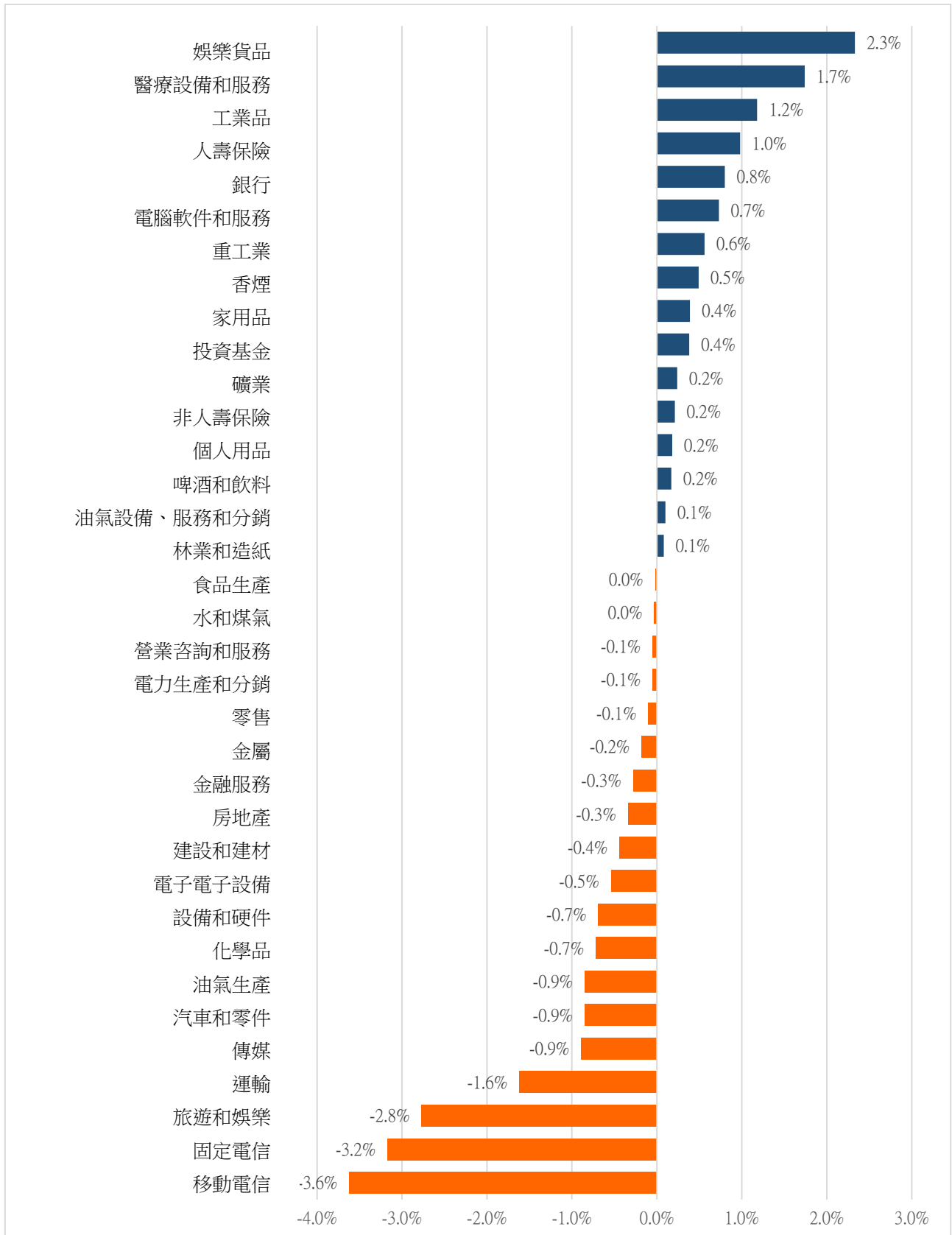
資料源: Bloomberg & Yuanta Research

資料源: Bloomberg & Yuanta Research

資料源: Bloomberg & Yuanta Research

We Create Fortune

各行業板塊的交易走勢



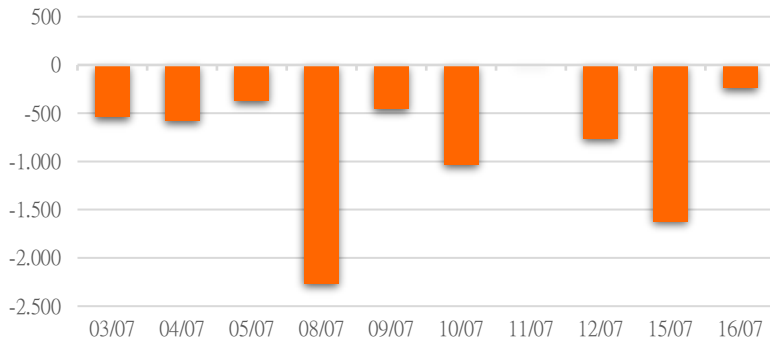
資料源: FinPro - YSVN



We Create Fortune

外資買進賣統計

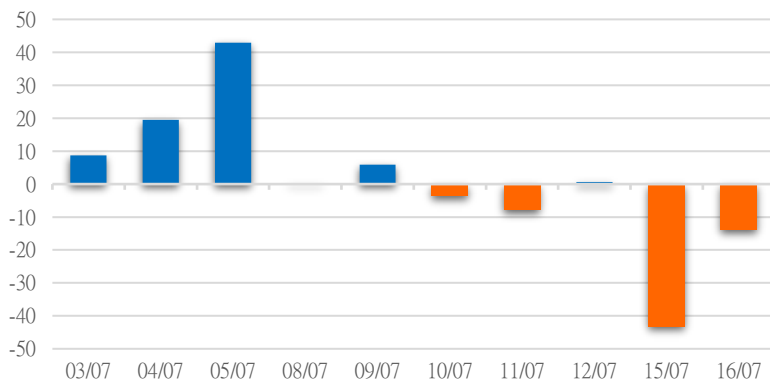
HSX 外資每日買/賣超



證券代碼	買超金額 (Mil.VND)	證券代碼	賣超金額 (Mil.VND)
NLG	81,526	MWG	-148,050
FPT	61,258	MSN	-81,664
TPB	39,889	TCB	-69,626
GMD	28,719	VND	-51,381
HPG	27,936	NVL	-45,652

HSX 外資買/賣超的前 5 名

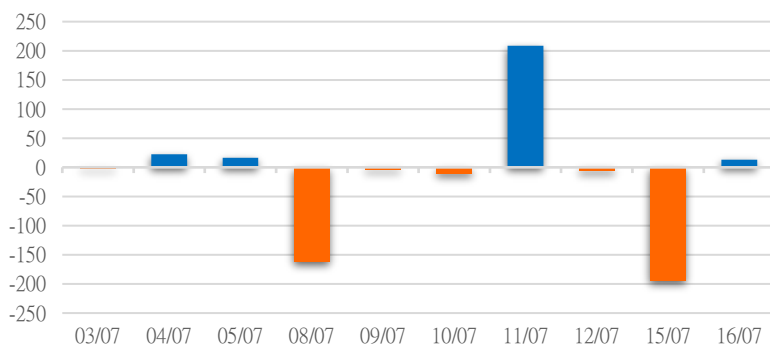
HNX 外資每日買/賣超



證券代碼	買超金額 (Mil.VND)	證券代碼	賣超金額 (Mil.VND)
IDC	4,948	VGS	-6,173
TIG	3,791	VCS	-5,336
SHS	2,908	MBS	-4,541
LAS	2,634	TNG	-3,319
PVS	2,151	CEO	-3,017

HNX 外資買/賣超的前 5 名

UPCOM 外資每日買/賣超



證券代碼	買超金額 (Mil.VND)	證券代碼	賣超金額 (Mil.VND)
MCH	11,729	VGT	-3,569
VEA	7,671	MPC	-2,814
OIL	4,611	VLC	-2,078
MML	564	PHP	-1,634
BSR	560	QNS	-1,371

UPCOM 外資買/賣超的前 5 名

源: FiinPro - YSVN



We Create **Fortune**

自營統計

Pm 證券 代碼	買超金額 (Mil.VND)	證券 代碼	賣超金額 (Mil.VND)
MWG	22,873	MBB	29,971
SHB	19,222	MSN	26,831
E1VFN30	8,650	ACB	12,153
VHM	6,224	DBC	8,411
KBC	3,754	HPG	6,884

HSX 自營交易最大前名

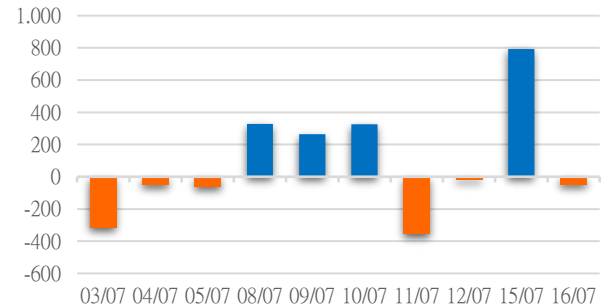
證券 代碼	買超金額 (Mil.VND)	證券 代碼	賣超金額 (Mil.VND)
IDC	1,505	DVM	1,400
VCS	443	PVS	437
		L18	233

HNX 自營交易最大前名

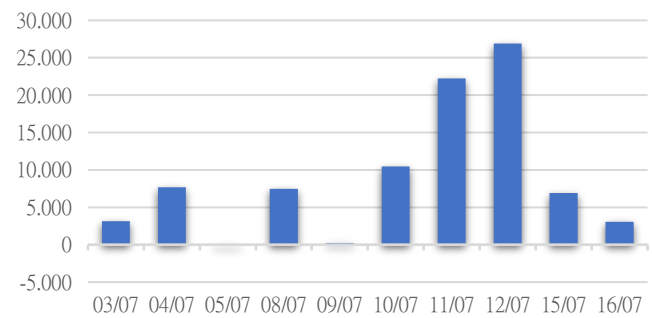
證券 代碼	買超金額 (Mil.VND)	證券 代碼	賣超金額 (Mil.VND)
BSR	209.67		

UPCoM 自營交易最大前名

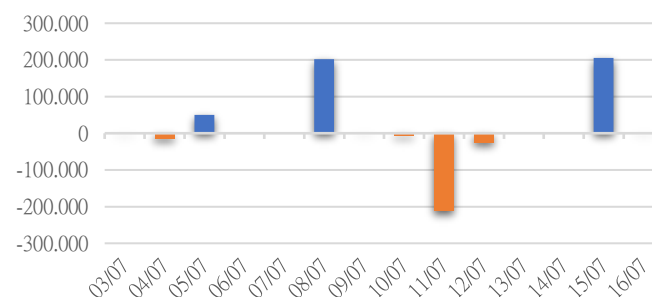
HSX 自營交易每日買/賣超
(Bil.VND)



HNX 自營交易每日買/賣超
(Mil.VND)



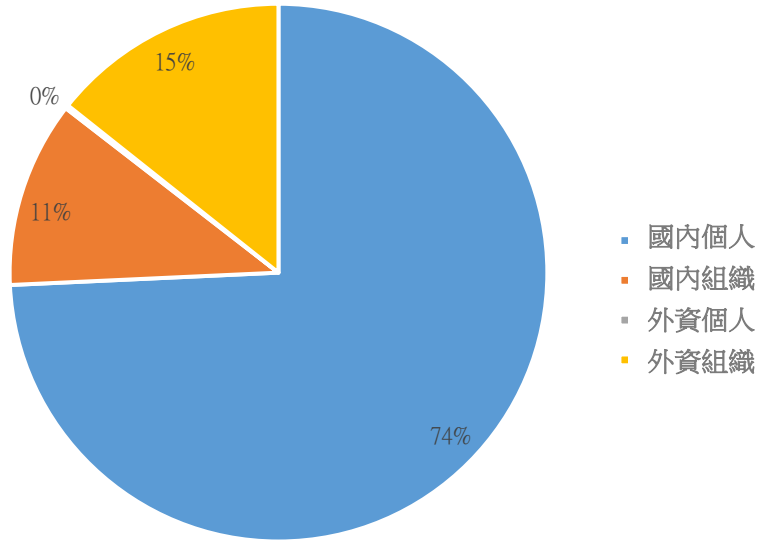
UPCoM 自營交易每日買/賣超
(Mil.VND)





We Create **Fortune**

越南證券市場投資人類別統計

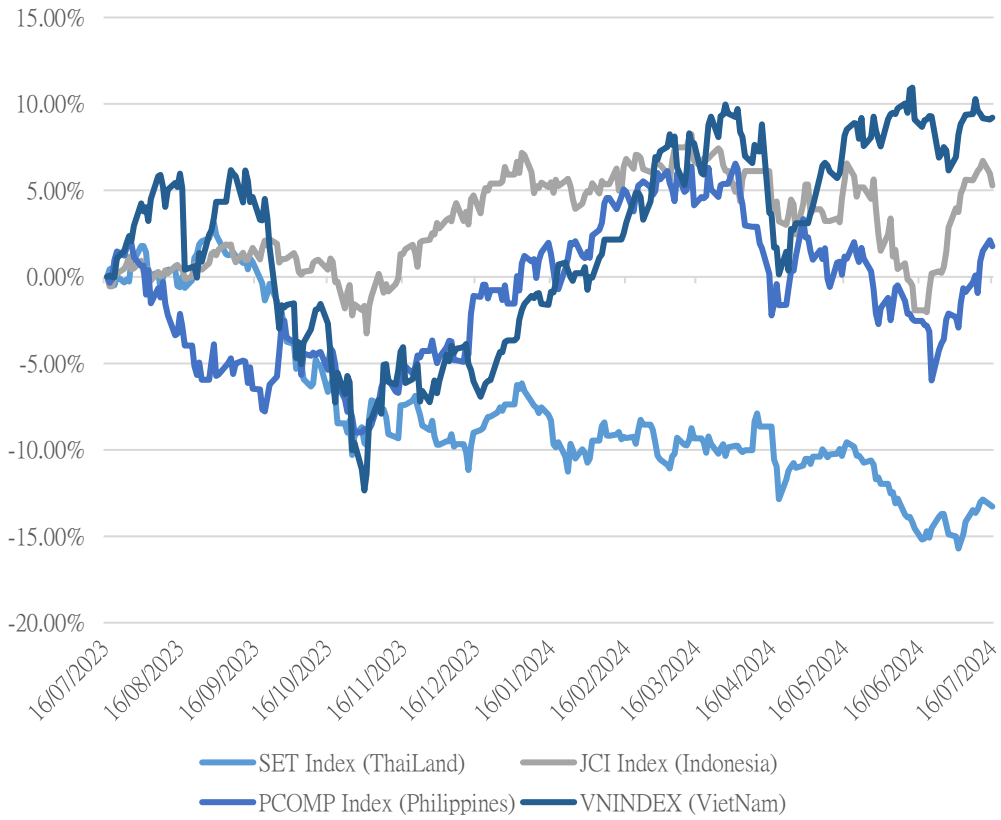


資料源: FiinPro - YSVN



We Create Fortune

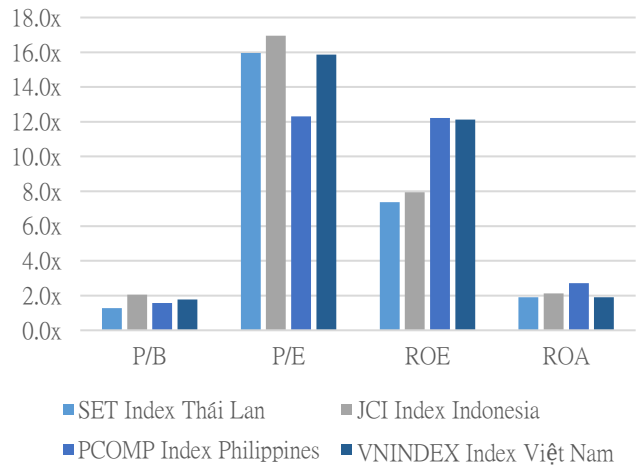
東南亞主要市場走勢比較



東南亞主要市場數據

		Thailand	Indonesia	Philippines	Vietnam
P/B		1.3x	2.1x	1.6x	1.8x
P/E		16.0x	17.0x	12.3x	15.9x
ROE	%	7.37	7.95	12.21	12.12
ROA	%	1.90	2.12	2.71	1.91
Vốn hóa	Tỷ USD	454.07	767.09	157.85	206.64
GTGD	Triệu USD	0.88	0.45	0.07	0.44
LS cổ tức	%	3.52	3.37	2.76	1.67

源: Bloomberg & YSVN





We Create **Fortune**

元大證券（越南）公司

個人客戶分析部

Nguyễn Th ệ Minh
研究分析經理
+84 28 3622 6868 ext 3826
minh.nguyen@yuanta.com.vn

Lý Thị Hi ệ n
研究分析主管
+84 28 3622 6868 ext 3908
hien.ly@yuanta.com.vn

Quách Đức Khánh
研究分析副主管
+84 28 3622 6868 ext 3833
khanh.quach@yuanta.com.vn

Khổng Hữu Hiệp
高級分析專員
+84 28 3622 6868 ext 3912
hiiep.khong@yuanta.com.vn

Nguyễn Trịnh Ngọc Hồng
高級分析專員
+84 28 3622 6868 ext 3832
hong.nguyen@yuanta.com.vn

Phạm Tấn Phát
高級分析專員
+84 28 3622 6868 ext 3880
phat.pham@yuanta.com.vn

個人客戶業務部

Phạm Đắc Thành
北部營業中心經理
+84 28 3622 6868 ext 3416
thanh.pham@yuanta.com.vn

Võ Thị Thu Thủy
平陽分行經理
+84 28 3622 6868 ext 3505
thuy.vo@yuanta.com.vn

Lương Kỳ Ty
堤岸分行經理
+84 28 3622 6868 ext 3653
ty.luong@yuanta.com.vn

Bùi Quốc Phong
同奈分行經理
+84 28 3622 6868 ext 3701
phong.bui@yuanta.com.vn

Võ Đình Tuấn
峴港分行經理
+84 28 3622 6868 ext 3301
tuan.vo@yuanta.com.vn

Nguyễn Việt Quang
河內分行經理
+84 28 3622 6868 ext 3404
quang.nguyen@yuanta.com.vn

Đinh Thị Thu Cúc
頭頓分行經理
+84 28 3622 6868 ext 3203
cuc.dinh@yuanta.com.vn



We Create **Fortune**

Appendix A: Important Disclosures

Analyst Certification

Each research analyst primarily responsible for the content of this research report, in whole or in part, certifies that with respect to each security or issuer that the analyst covered in this report: (1) all of the views expressed accurately reflect his or her personal views about those securities or issuers; and (2) no part of his or her compensation was, is, or will be, directly or indirectly, related to the specific recommendations or views expressed by that research analyst in the research report.

Ratings Definitions

BUY: We have a positive outlook on the stock based on our expected absolute or relative return over the investment period. Our thesis is based on our analysis of the company's outlook, financial performance, catalysts, valuation and risk profile. We recommend investors add to their position.

HOLD-Outperform: In our view, the stock's fundamentals are relatively more attractive than peers at the current price. Our thesis is based on our analysis of the company's outlook, financial performance, catalysts, valuation and risk profile.

HOLD-Underperform: In our view, the stock's fundamentals are relatively less attractive than peers at the current price. Our thesis is based on our analysis of the company's outlook, financial performance, catalysts, valuation and risk profile.

SELL: We have a negative outlook on the stock based on our expected absolute or relative return over the investment period. Our thesis is based on our analysis of the company's outlook, financial performance, catalysts, valuation and risk profile. We recommend investors reduce their position.

Under Review: We actively follow the company, although our estimates, rating and target price are under review.

Restricted: The rating and target price have been suspended temporarily to comply with applicable regulations and/or Yuanta policies.

Note: Yuanta research coverage with a Target Price is based on an investment period of 12 months. Greater China Discovery Series coverage does not have a formal 12 month Target Price and the recommendation is based on an investment period specified by the analyst in the report.

Global Disclaimer

© 2018 Yuanta. All rights reserved. The information in this report has been compiled from sources we believe to be reliable, but we do not hold ourselves responsible for its completeness or accuracy. It is not an offer to sell or solicitation of an offer to buy any securities. All opinions and estimates included in this report constitute our judgment as of this date and are subject to change without notice.

This report provides general information only. Neither the information nor any opinion expressed herein constitutes an offer or invitation to make an offer to buy or sell securities or other investments. This material is prepared for general circulation to clients and is not intended to provide tailored investment advice and does not take into account the individual financial situation and objectives of any specific person who may receive this report. Investors should seek financial advice regarding the appropriateness of investing in any securities, investments or investment strategies discussed or recommended in this report. The information contained in this report has been compiled from sources believed to be reliable but no representation or warranty, express or implied, is made as to its accuracy, completeness or correctness. This report is not (and should not be construed as) a solicitation to act as securities broker or dealer in any jurisdiction by any person or company that is not legally permitted to carry on such business in that jurisdiction.

Yuanta research is distributed in the United States only to Major U.S. Institutional Investors (as defined in Rule 15a-6 under the Securities Exchange Act of 1934, as amended and SEC staff interpretations thereof). All transactions by a US person in the securities mentioned in this report must be effected through a registered broker-dealer under Section 15 of the Securities Exchange Act of 1934, as amended. Yuanta research is distributed in Taiwan by Yuanta Securities Investment Consulting. Yuanta research is distributed in Hong Kong by Yuanta Securities (Hong Kong) Co. Limited, which is licensed in Hong Kong by the Securities and Futures Commission for regulated activities, including Type 4 regulated activity (advising on securities). In Hong Kong, this research report may not be redistributed, retransmitted or disclosed, in whole or in part or and any form or manner, without the express written