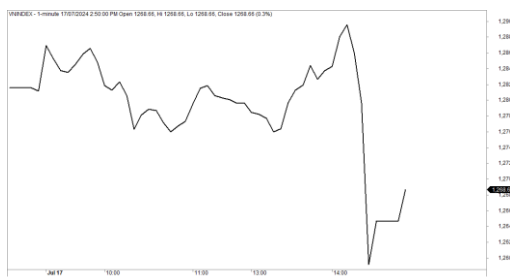


市場走勢

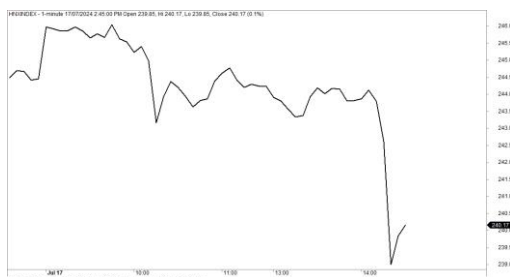
市場指數	VNI	HNI	UPCOM
收盤	1,268.66	240.90	97.27
%日	-0.98%	-1.64%	-1.00%
%週	-0.97%	-0.31%	-1.00%
%月	0.10%	0.39%	0.21%
%年	9.65%	6.39%	13.87%
<b>成交值(Bil.VND)</b>			
當日	29,266	2,154	1,985
日均量/週	17,226	1,332	1,264
日均量/月	19,412	1,349	1,397
<b>外資進出</b>			
買進	2,691.84	73.96	95.35
賣出	2,165.72	59.48	38.74
買賣超	526.13	14.48	56.60
<b>市場漲跌家數</b>			
上漲	60	33	110
下跌	307	150	228
持平	52	134	565
<b>市場指標</b>			
P/E	14.40	18.57	27.12
總市值 (兆盾)	5,257	342	1,624
股息殖利率 <sup>2</sup>	3.95%	3.01%	4.66%

資料源: Bloomberg - YSVN

VNINDEX



HNIINDEX



市場走勢

市場指數在早盤初反應積極，美國的道瓊斯指數在前一交易日創下新高。然而，市場突然出現反轉並大幅下跌至下午尾盤。VN-Index 收盤下跌 0.98% 至 1268.66 點，HNX-Index 下加 79%，全部達到 33 兆 4,040 億越南盾。

由於銀行股的積極走勢，VN30 -Index 上漲 0.16%。ACB、BID、CTG、HDB、VIB、STB 上漲超過 1%，而 TCB (4.41%)、MBB (4.03%) 相當大幅上漲。不過，許多藍籌股被強勢拋售如 GVR、POW 跌停，而 VHM、VIC、VRE、MSN、PLX、SAB、BCM、FPT 均下跌超過 1%。中小型股的獲利壓力也加大，TCH、VOS、SMC、HVN、IJC、GEG、DIG 等跌停。

外資在當日的交易日買超進 6,240 億越南盾，其中 FPT (1,630 億)、MWG (1,620 億)、VCB (1,370 億) 在買超方面領先。相反，MSN (1,040 億)、VHM (450 億)、VND (410 億) 被拋售最多的股票。

市場短期觀點

我們認為市場在下一交易日可能會快速再次上漲。2024 年 7 月 17 日的交易日的積極點是，短期需求大幅增加，主要集中在銀行股和證券股，顯示現金流可能從中小型股的大幅上漲的股票轉為尚未上漲和被低估的大型股，如銀行股和證券股。因此，市場可能會像 2024 年 6 月那樣在未來的幾個交易日繼續出現背離階段。此外，短期情緒指標下降，顯示投資者再次出現謹慎態度。

大盤的短期趨勢從上漲至中性。因此，我們建議投資者重組短期投資組合，並仍持有高的股票比例的投資組合。其中，投資者應優先持有銀行股和證券股。

請在 <https://ysradar.yuanta.com.vn/> 查看有關股票的信號。



We Create Fortune

### 技術分析圖



指數技術分析圖 VN-Index



指數技術分析圖 HNX-Index

指數	短期趨勢	中期趨勢	阻力區 1	阻力區 2	支撐區 1	支撐區 2
VN-Index	中性	上漲	1300	1330	870	800
HNX-Index	中性	上漲	260	306	189	160
VN30	中性	上漲	1336	1350	980	960
VNMidcaps	中性	上漲	1280	1250	963	900
VNSmallcaps	中性	上漲	1250	1250	804	750



We Create Fortune

胡志明市交易所 (HSX)

	收盤	漲跌%
VNI	1268.66	-0.98%
VN30	1305.37	0.16%
VN Mid	1942.59	-2.07%
VN Small	1510.13	-3.38%

河內交易所 (HSX)

	收盤	漲跌%
HNI	240.9	-1.64%
HN30	528.94	-2.26%
VNX AllSh	1317.62	-0.73%

UPCOM 市場 (UPCoM)

	收盤	漲跌%
UPCoM	97.27	-1.00%

外資交易	成交值 (Bil.VND)
買進	2691.84302
賣出	2165.71794
買超/賣超	526.125081

外資交易	成交值 (Bil.VND)
買進	73.96
賣出	59.48
買超/賣超	14.48

外資交易	成交值 (Bil.VND)
買進	95.35
賣出	38.74
買超/賣超	56.60

上漲排名/ 股碼	漲跌(VND)	漲跌%
DBT	850	6.64%
NAB	850	5.88%
TCB	1000	4.41%
MBB	950	4.03%
HTG	1100	2.69%

上漲排名/ 股碼	漲跌(VND)	漲跌%
TXM	1000	7.46%
VC3	1300	4.92%
KST	400	2.94%
DHT	900	1.23%
TMB	900	0.97%

上漲排名/ 股碼	漲跌(VND)	漲跌%
BVB	24641559	7.22%
VRG	12540295	5.86%
DVN	0	5.69%
GEE	149993900	5.19%
GPC	0	3.93%

下跌排名/ 股碼	漲跌(VND)	漲跌%
ELC	-1750	-7.00%
VOS	-1400	-7.00%
TNH	-1950	-6.99%
PAC	-3500	-6.97%
IMP	-6500	-6.96%

下跌排名/ 股碼	漲跌(VND)	漲跌%
LAS	-2700	-9.96%
CMS	-2100	-9.91%
DTD	-3000	-9.12%
VGS	-3800	-9.05%
HMR	-2000	-8.00%

下跌排名/ 股碼	漲跌(VND)	漲跌%
TVN	-1184	-10.03%
TTN	-1703	-9.36%
PSB	-674	-8.32%
SGP	-2147	-7.40%
MVN	-3287	-7.29%

\*備註：市值>5,000 億盾；成交值>15 億盾

市值排名/ 股碼	Bil.VND
VCB	491,281,122
BID	268,775,553
FPT	195,700,041
HPG	181,973,318
GAS	179,834,730

市值排名/ 股碼	Bil.VND
PVS	20,552,550
IDC	19,832,996
HUT	15,618,959
MBS	15,098,578
SHS	14,148,927

市值排名/ 股碼	Bil.VND
VGI	316,845,527
ACV	254,172,025
MCH	140,041,612
BSR	73,853,901
VEA	62,210,430

交易量排名/ 股碼	成交值	30 日均
MBB	73,085,901	13,539,573
SHB	59,085,414	22,844,909
VPB	36,544,404	34,800,527
DIG	35,495,200	9,615,505
POW	31,977,504	15,990,101

交易量排名/ 股碼	成交值	30 日均
SHS	202,455,984,900	9,035,636
CEO	161,590,294,400	3,977,577
MBS	251,016,359,500	3,442,852
THD	123,750,000	572,706
LAS	111,317,742,900	1,435,987

交易量排 名/股碼	成交值	30 日均
BSR	393,803,833,300	10,352,996
BVB	134,347,328,600	1,656,760
VGTT	99,193,540,600	3,811,760
NED	1,561,577,600	599,191
ABB	38,343,118,700	906,883

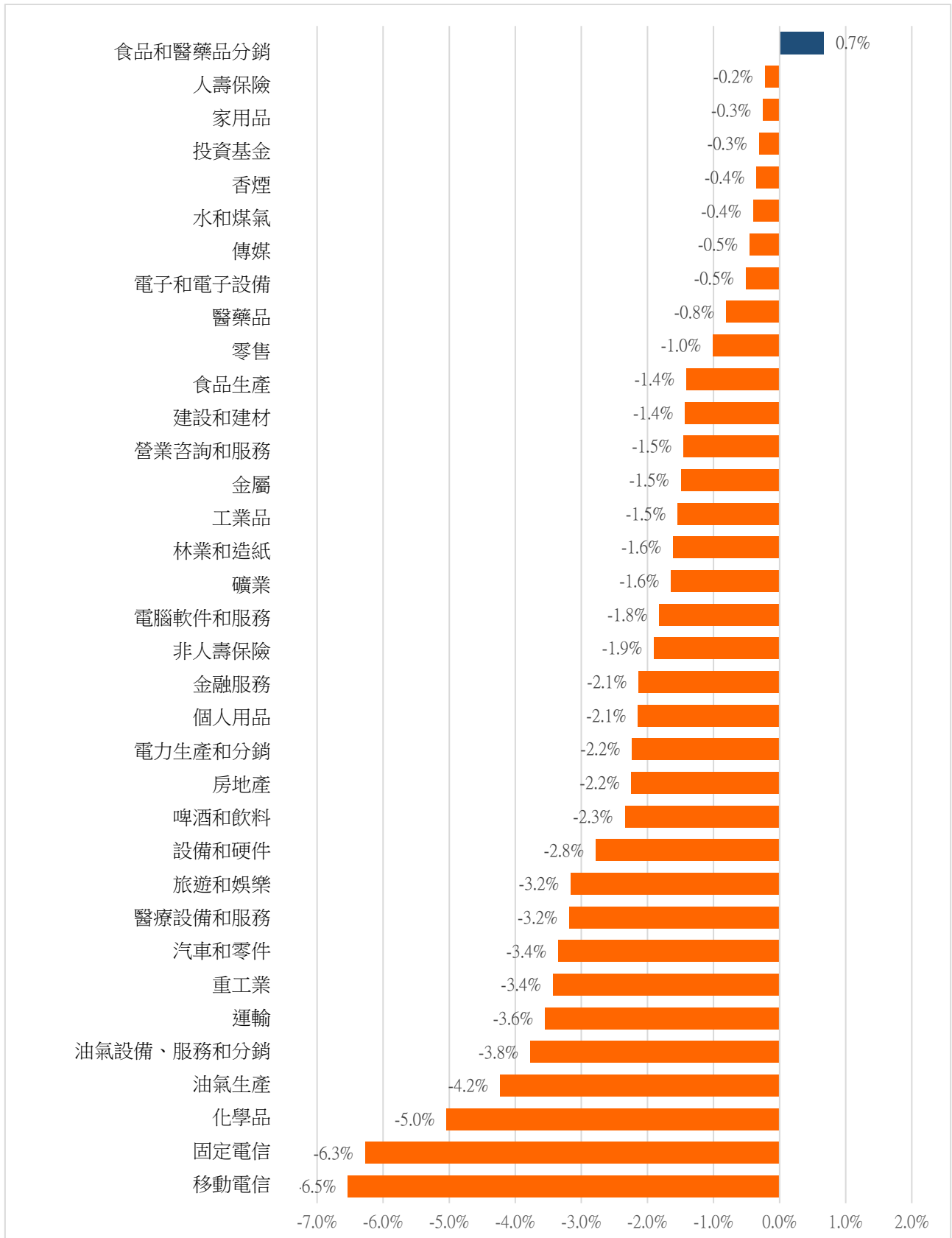
資料源: Bloomberg & Yuanta Research

資料源: Bloomberg & Yuanta Research

資料源: Bloomberg & Yuanta Research

We Create Fortune

### 各行業板塊的交易走勢



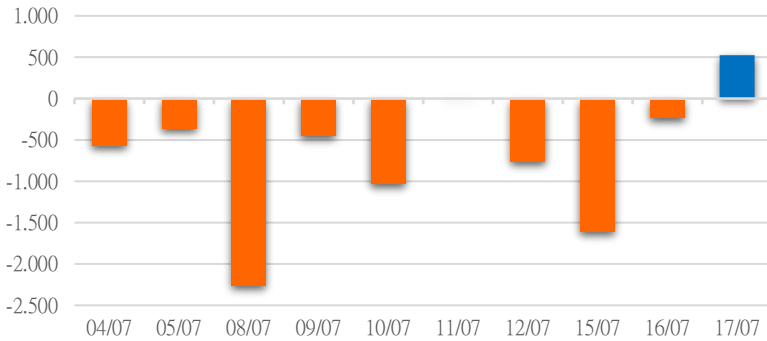
資料源: FiinPro - YSVN



We Create Fortune

## 外資買進賣統計

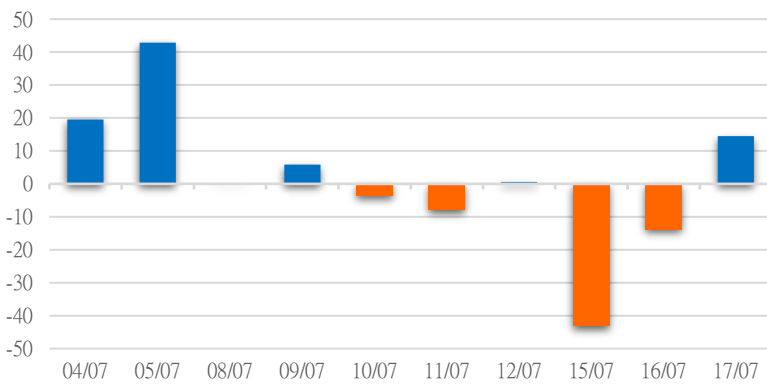
HSX 外資每日買/賣超



證券代碼	買超金額 (Mil.VND)	證券代碼	賣超金額 (Mil.VND)
MWG	162,279	MSN	-104,622
FPT	161,008	VHM	-45,007
VCB	136,137	VND	-41,454
TCB	102,034	CTR	-31,416
BID	94,007	PVD	-26,909

HSX 外資買/賣超的前 5 名

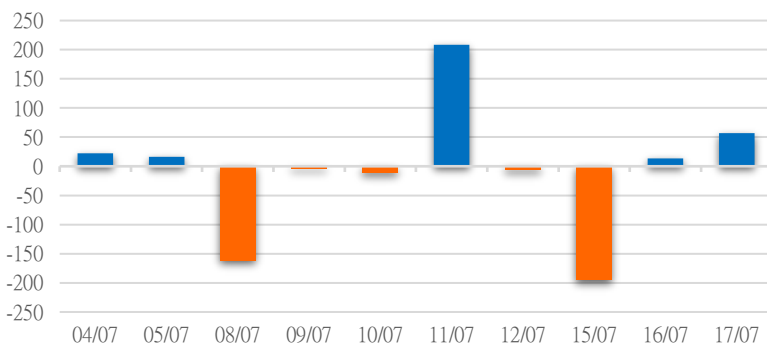
HNX 外資每日買/賣超



證券代碼	買超金額 (Mil.VND)	證券代碼	賣超金額 (Mil.VND)
MBS	19,474	CEO	-5,731
NTP	4,587	SHS	-5,356
PVS	4,252	VGS	-2,737
TNG	3,750	HUT	-2,658
TIG	2,702	IDC	-2,654

HNX 外資買/賣超的前 5 名

UPCOM 外資每日買/賣超



證券代碼	買超金額 (Mil.VND)	證券代碼	賣超金額 (Mil.VND)
ACV	37,677	LTG	-4,602
MCH	17,498	DGT	-2,428
SGP	2,477	PHP	-1,946
BSR	2,117	WSB	-480
VEA	1,813	BVB	-280

UPCOM 外資買/賣超的前 5 名

源: FiinPro - YSVN

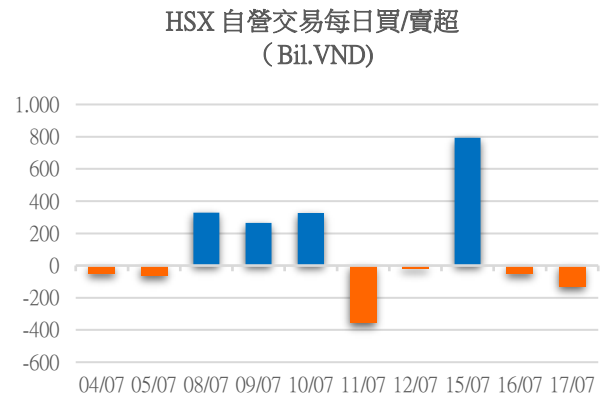


We Create **Fortune**

## 自營統計

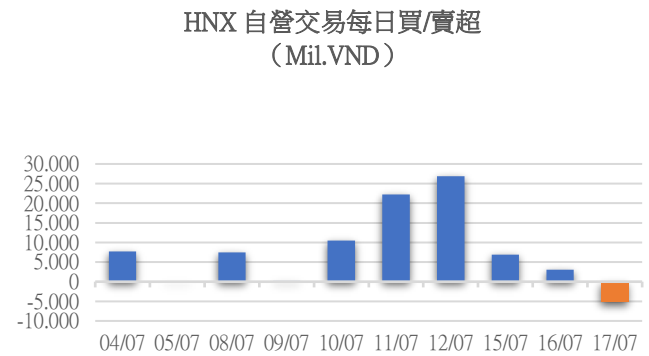
Pm 證券 代碼	買超金額 (Mil.VND)	證券 代碼	賣超金額 (Mil.VND)
SHB	86,439	HPG	58,615
MSN	29,441	MBB	58,187
MWG	28,852	STB	41,062
PNJ	19,125	HDB	39,784
GMD	11,664	GVR	34,256

HSX 自營交易最大前名



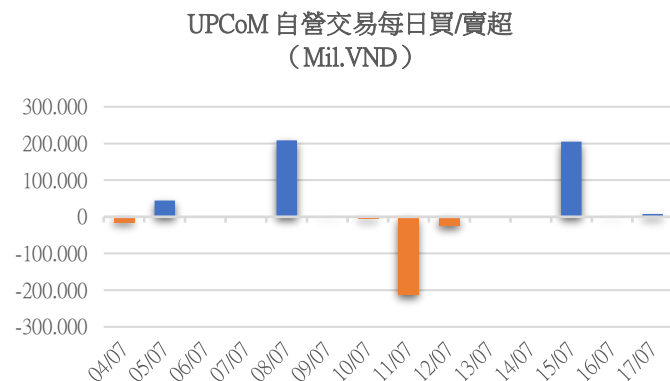
證券 代碼	買超金額 (Mil.VND)	證券 代碼	賣超金額 (Mil.VND)
PVS	5,927	L18	920
IDC	1,170		

HNX 自營交易最大前名



證券 代碼	買超金額 (Mil.VND)	證券 代碼	賣超金額 (Mil.VND)
BSR	7,023.00		
QTP	787.08		

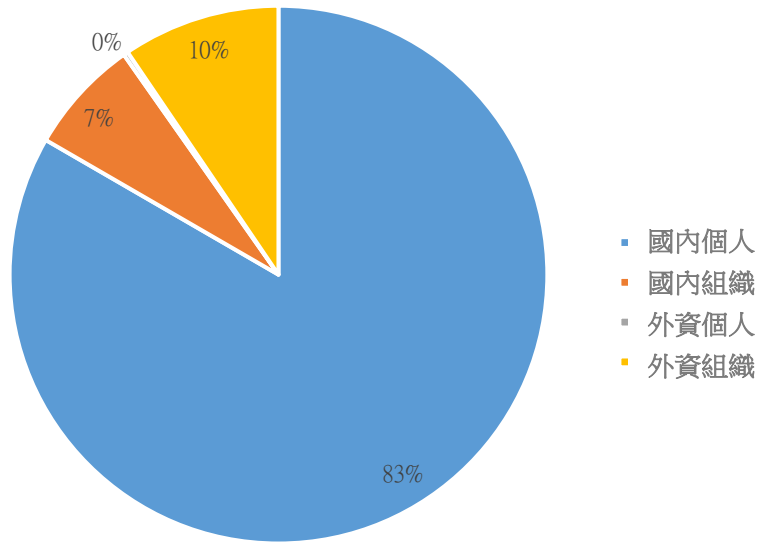
UPCoM 自營交易最大前名





We Create **Fortune**

### 越南證券市場投資人類別統計

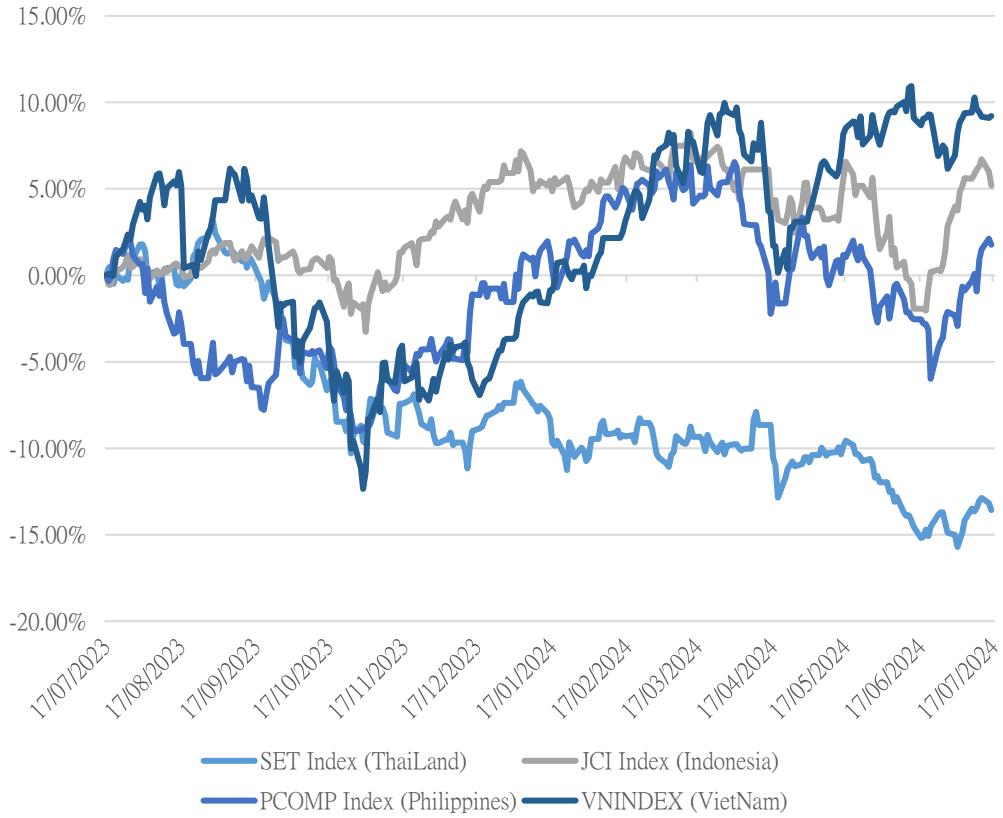


資料源: FiinPro - YSVN



We Create Fortune

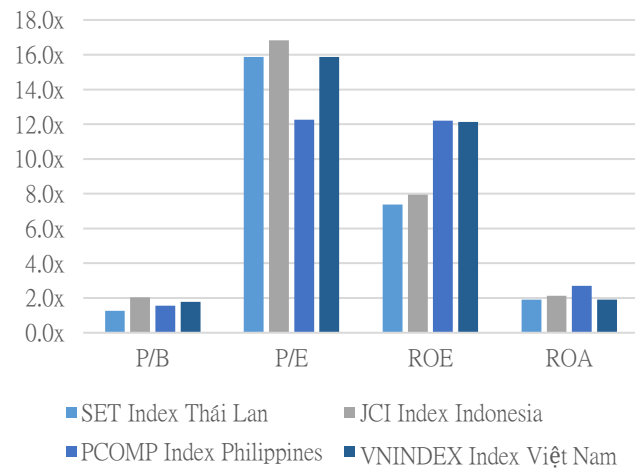
### 東南亞主要市場走勢比較



### 東南亞主要市場數據

		Thailand	Indonesia	Philippines	Vietnam
P/B		1.3x	2.0x	1.6x	1.8x
P/E		15.9x	16.8x	12.3x	15.9x
ROE	%	7.37	7.95	12.21	12.12
ROA	%	1.90	2.12	2.71	1.91
Vốn hóa	Tỷ USD	455.12	763.18	157.47	207.26
GTGD	Triệu USD	0.95	0.44	0.07	0.60
LS cổ tức	%	3.53	3.38	2.75	1.69

源: Bloomberg & YSVN







We Create **Fortune**

## 元大證券（越南）公司

### 個人客戶分析部

**Nguyễn Th ệ Minh**  
研究分析經理  
+84 28 3622 6868 ext 3826  
minh.nguyen@yuanta.com.vn

**Lý Thị Hi ệ n**  
研究分析主管  
+84 28 3622 6868 ext 3908  
hien.ly@yuanta.com.vn

**Quách Đức Khánh**  
研究分析副主管  
+84 28 3622 6868 ext 3833  
khanh.quach@yuanta.com.vn

**Khổng Hữu Hiệp**  
高級分析專員  
+84 28 3622 6868 ext 3912  
hiiep.khong@yuanta.com.vn

**Nguyễn Trịnh Ngọc Hồng**  
高級分析專員  
+84 28 3622 6868 ext 3832  
hong.nguyen@yuanta.com.vn

**Phạm Tấn Phát**  
高級分析專員  
+84 28 3622 6868 ext 3880  
phat.pham@yuanta.com.vn

### 個人客戶業務部

**Phạm Đắc Thành**  
北部營業中心經理  
+84 28 3622 6868 ext 3416  
thanh.pham@yuanta.com.vn

**Võ Thị Thu Thủy**  
平陽分行經理  
+84 28 3622 6868 ext 3505  
thuy.vo@yuanta.com.vn

**Lương Kỳ Ty**  
堤岸分行經理  
+84 28 3622 6868 ext 3653  
ty.luong@yuanta.com.vn

**Bùi Quốc Phong**  
同奈分行經理  
+84 28 3622 6868 ext 3701  
phong.bui@yuanta.com.vn

**Võ Đình Tuấn**  
峴港分行經理  
+84 28 3622 6868 ext 3301  
tuan.vo@yuanta.com.vn

**Nguyễn Việt Quang**  
河內分行經理  
+84 28 3622 6868 ext 3404  
quang.nguyen@yuanta.com.vn

**Đinh Thị Thu Cúc**  
頭頓分行經理  
+84 28 3622 6868 ext 3203  
cuc.dinh@yuanta.com.vn



We Create **Fortune**

## Appendix A: Important Disclosures

### Analyst Certification

Each research analyst primarily responsible for the content of this research report, in whole or in part, certifies that with respect to each security or issuer that the analyst covered in this report: (1) all of the views expressed accurately reflect his or her personal views about those securities or issuers; and (2) no part of his or her compensation was, is, or will be, directly or indirectly, related to the specific recommendations or views expressed by that research analyst in the research report.

### Ratings Definitions

**BUY:** We have a positive outlook on the stock based on our expected absolute or relative return over the investment period. Our thesis is based on our analysis of the company's outlook, financial performance, catalysts, valuation and risk profile. We recommend investors add to their position.

**HOLD-Outperform:** In our view, the stock's fundamentals are relatively more attractive than peers at the current price. Our thesis is based on our analysis of the company's outlook, financial performance, catalysts, valuation and risk profile.

**HOLD-Underperform:** In our view, the stock's fundamentals are relatively less attractive than peers at the current price. Our thesis is based on our analysis of the company's outlook, financial performance, catalysts, valuation and risk profile.

**SELL:** We have a negative outlook on the stock based on our expected absolute or relative return over the investment period. Our thesis is based on our analysis of the company's outlook, financial performance, catalysts, valuation and risk profile. We recommend investors reduce their position.

**Under Review:** We actively follow the company, although our estimates, rating and target price are under review.

**Restricted:** The rating and target price have been suspended temporarily to comply with applicable regulations and/or Yuanta policies.

Note: Yuanta research coverage with a Target Price is based on an investment period of 12 months. Greater China Discovery Series coverage does not have a formal 12 month Target Price and the recommendation is based on an investment period specified by the analyst in the report.

### Global Disclaimer

© 2018 Yuanta. All rights reserved. The information in this report has been compiled from sources we believe to be reliable, but we do not hold ourselves responsible for its completeness or accuracy. It is not an offer to sell or solicitation of an offer to buy any securities. All opinions and estimates included in this report constitute our judgment as of this date and are subject to change without notice.

This report provides general information only. Neither the information nor any opinion expressed herein constitutes an offer or invitation to make an offer to buy or sell securities or other investments. This material is prepared for general circulation to clients and is not intended to provide tailored investment advice and does not take into account the individual financial situation and objectives of any specific person who may receive this report. Investors should seek financial advice regarding the appropriateness of investing in any securities, investments or investment strategies discussed or recommended in this report. The information contained in this report has been compiled from sources believed to be reliable but no representation or warranty, express or implied, is made as to its accuracy, completeness or correctness. This report is not (and should not be construed as) a solicitation to act as securities broker or dealer in any jurisdiction by any person or company that is not legally permitted to carry on such business in that jurisdiction.

Yuanta research is distributed in the United States only to Major U.S. Institutional Investors (as defined in Rule 15a-6 under the Securities Exchange Act of 1934, as amended and SEC staff interpretations thereof). All transactions by a US person in the securities mentioned in this report must be effected through a registered broker-dealer under Section 15 of the Securities Exchange Act of 1934, as amended. Yuanta research is distributed in Taiwan by Yuanta Securities Investment Consulting. Yuanta research is distributed in Hong Kong by Yuanta Securities (Hong Kong) Co. Limited, which is licensed in Hong Kong by the Securities and Futures Commission for regulated activities, including Type 4 regulated activity (advising on securities). In Hong Kong, this research report may not be redistributed, retransmitted or disclosed, in whole or in part or and any form or manner, without the express written