

當日市場：外資持續買超

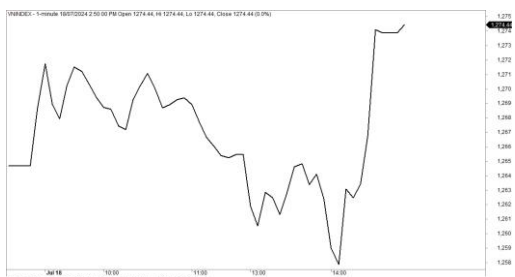
2024/07/19

市場走勢

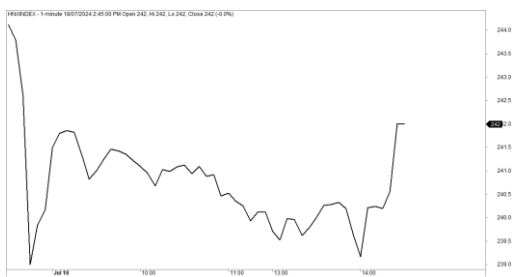
市場指數	VNI	HNI	UPCOM
收盤	1,274.44	242.49	97.61
%日	0.46%	0.66%	0.35%
%週	-1.34%	-1.49%	-1.45%
%月	-0.48%	-0.93%	-0.84%
%年	8.14%	4.31%	12.05%
成交值(Bil.VND)			
當日	19,088	1,249	1,333
日均量/週	18,720	1,457	1,352
日均量/月	19,698	1,376	1,430
外資進出			
買進	3,446.32	202.35	248.14
賣出	2,532.65	259.59	51.26
買賣超	913.67	-57.23	196.89
市場漲跌家數			
上漲	223	90	118
下跌	114	77	204
持平	81	150	581
市場指標			
P/E	14.27	18.20	25.65
總市值 (兆盾)	5,226	338	1,537
股息殖利 ²	3.95%	3.05%	4.59%

資料源: Bloomberg - YSVN

VNINDEX



HNIINDEX



市場走勢

經歷了前一交易日的意外事態走勢後，市場指數在參考水平附近出現震盪，但收盤上漲。VN-Index 收漲 0.46%，止於 1,274.44 點，HNX-Index 上漲 0.66%，Upcom-Index 上漲 0.35%。3 大市場的交易額均達 21 兆 6,700 億越南盾。

當來自 FPT (-3.03%) 的壓力以及 MSN 和 VIC 放緩該指數的漲幅時，VN30-Index 的漲幅走弱於主要指數。銀行股如 MBB、CTG、ACB、BID 以及先前大幅下跌的 PLX、POW、MWG、GVR、VRE 等均反轉上漲超過 1%。

中小型股的漲幅佔主導地位，其中有 HBC (6.58%)、HAG (4.22%)、DXG (4.44%)、HDG (4.97%)、SBT (5.71%)、ITA (4.17%)。相反，HVN (-3.44%) 仍然相當下跌。

外資在當日的交易日繼續買超 1 兆 1,100 億越南盾，其中 HDB (4,950 億)、STB (3,450 億)、ACV (1,850 億) 在買超方面領先。相反，FPT (3,520 億)、MSN (1,220 億)、PVI (830 億) 被拋售最多的股票。

市場短期觀點

我們認為市場在下一交易日可能會繼續上漲，VN-Index 可能會重新測試 1,280 點的阻力位。同時，市場仍處於短期調整階段，因此現金流在未來的幾個交易日仍可能會出現分化，流動性仍可能較低。此外，情緒指標持續下降，顯示投資者對當前市場趨勢仍處於謹慎態度。

市場的短期趨勢維持中性。因此，我們建議投資者繼續持有高的股票比例，並可重組投資組合，尤其是投資者可能關注大型股。同時，當市場在復甦至強經的支撐位時，投資者應限制拋售。

請在 <https://ysradar.yuanta.com.vn/> 查看有關股票的信號。

We Create Fortune

技術分析圖



指數技術分析圖 VN-Index



指數技術分析圖 HNX-Index

指數	短期趨勢	中期趨勢	阻力區 1	阻力區 2	支撐區 1	支撐區 2
VN-Index	中性	上漲	1300	1330	870	800
HNX-Index	中性	上漲	260	306	189	160
VN30	中性	上漲	1336	1350	980	960
VNMidcaps	中性	上漲	1280	1250	963	900
VNSmallcaps	中性	上漲	1250	1250	804	750



We Create **Fortune**

胡志明市交易所 (HSX)

	收盤	漲跌%
VNI	1274.44	0.46%
VN30	1306.38	0.08%
VN Mid	1958.18	0.80%
VN Small	1528.81	1.24%

河內交易所 (HSX)

	收盤	漲跌%
HNI	242.49	0.66%
HN30	535.34	1.21%
VNX AllSh	1322.39	0.36%

UPCOM 市場 (UPCoM)

	收盤	漲跌%
UPCoM	97.61	0.35%

外資交易	成交值 (Bil.VND)
買進	3446.31999
賣出	2532.64732
買超/賣超	913.672664

外資交易	成交值 (Bil.VND)
買進	202.35
賣出	259.59
買超/賣超	-57.23

外資交易	成交值 (Bil.VND)
買進	248.14
賣出	51.26
買超/賣超	196.89

上漲排名/ 股碼	漲跌(VND)	漲跌%
CNG	2300	6.96%
YEG	700	6.86%
HBC	500	6.58%
DXS	350	6.42%
CSV	2300	6.32%

上漲排名/ 股碼	漲跌(VND)	漲跌%
LAS	2200	9.02%
APS	600	8.45%
DTD	1600	5.35%
KSQ	200	5.26%
IDJ	300	4.76%

上漲排名/ 股碼	漲跌(VND)	漲跌%
DGT	37954500	10.39%
TAL	145527000	3.49%
GEE	149993900	2.95%
THM	0	2.27%
HNM	0	1.52%

下跌排名/ 股碼	漲跌(VND)	漲跌%
CSM	-700	-5.11%
QCG	-500	-4.88%
HTG	-1650	-3.93%
PAC	-1700	-3.64%
HVN	-1000	-3.44%

下跌排名/ 股碼	漲跌(VND)	漲跌%
VTZ	-700	-5.00%
DVM	-500	-3.79%
VHE	-100	-3.12%
AMV	-100	-2.86%
S99	-300	-2.73%

下跌排名/ 股碼	漲跌(VND)	漲跌%
DVN	-3863	-12.71%
TTN	-1591	-9.64%
MFS	-2396	-7.03%
VTK	-5052	-6.57%
SRT	-863	-5.95%

*備註：市值>5,000 億盾；成交值>15 億盾

市值排名/ 股碼	Bil.VND
VCB	491,840,031
BID	273,620,923
FPT	192,633,100
HPG	180,374,256
GAS	179,145,708

市值排名/ 股碼	Bil.VND
PVS	19,835,601
IDC	19,304,996
HUT	15,172,703
MBS	15,011,050
SHS	13,904,980

市值排名/ 股碼	Bil.VND
VGI	296,162,830
ACV	245,061,488
MCH	140,709,611
BSR	70,936,331
VEA	59,740,190

交易量排名/ 股碼	成交值	30 日均
MBB	40,243,000	16,035,620
HDB	37,765,736	16,064,647
SHB	22,804,366	24,345,869
STB	21,855,700	12,259,171
HPG	20,987,442	19,805,284

交易量排名/ 股碼	成交值	30 日均
SHS	104,427,420,700	8,988,356
PVI	2,975,036,800	110,425
CEO	49,879,154,900	4,205,997
MBS	97,131,555,500	3,581,330
PVS	90,984,430,000	3,223,271

交易量排 名/股碼	成交值	30 日均
BSR	188,602,574,800	10,749,999
BVB	76,901,707,400	2,016,792
VGT	57,443,810,800	3,988,574
DGT	23,957,922,700	1,565,763
OIL	38,710,324,400	3,478,599

資料源: Bloomberg & Yuanta Research

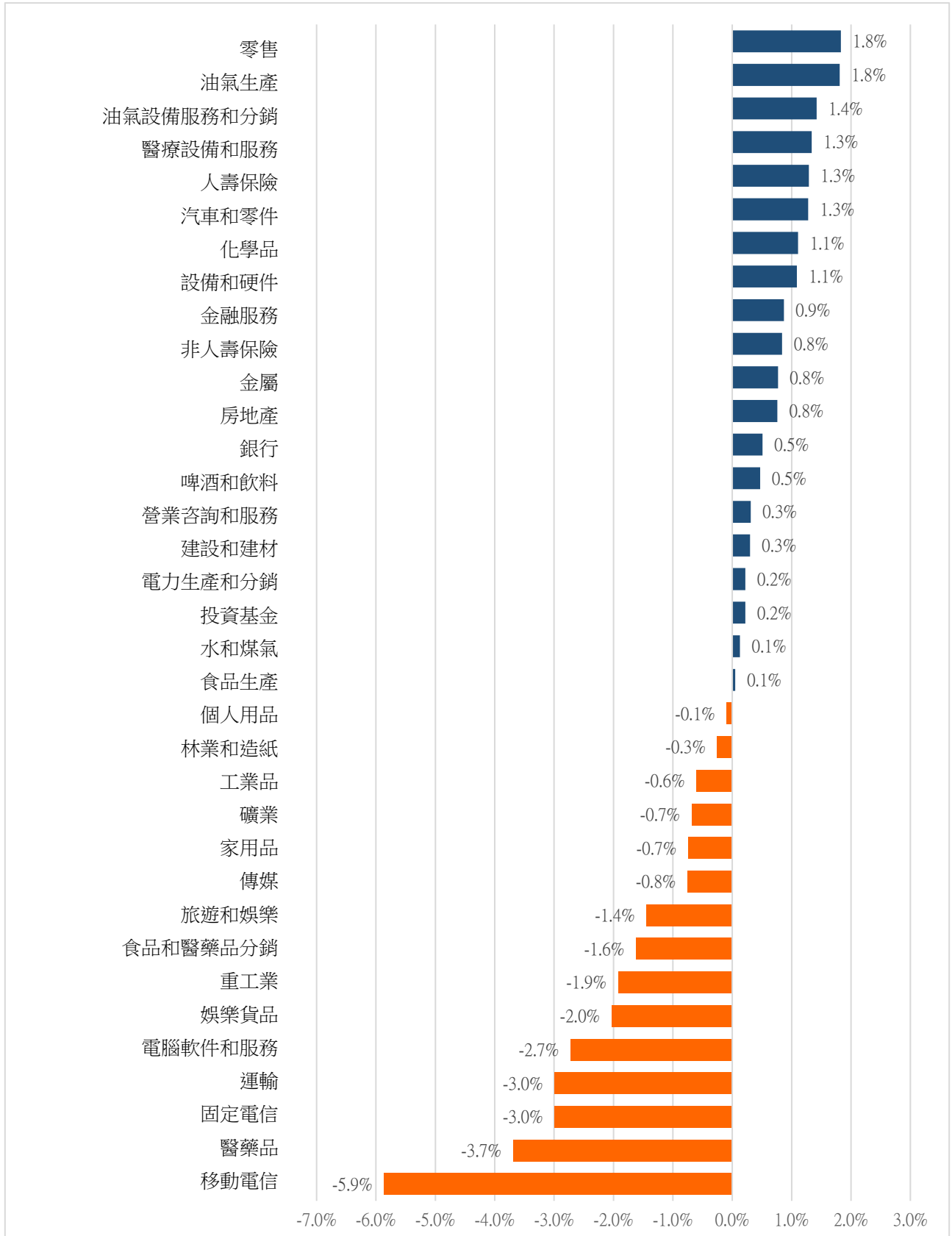
資料源: Bloomberg & Yuanta Research

資料源: Bloomberg & Yuanta Research



We Create Fortune

各行業板塊的交易走勢



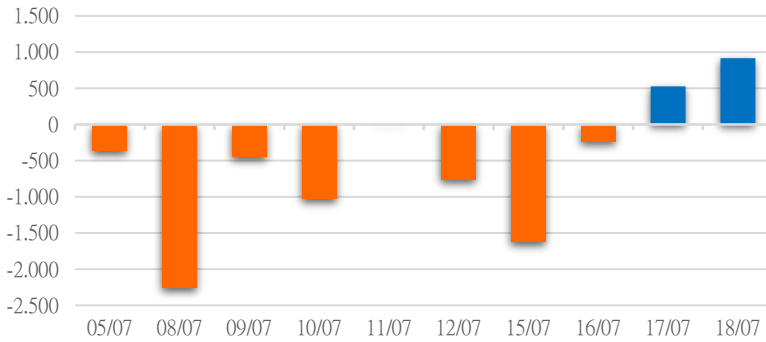
資料源: FiinPro - YSVN



We Create Fortune

外資買進賣統計

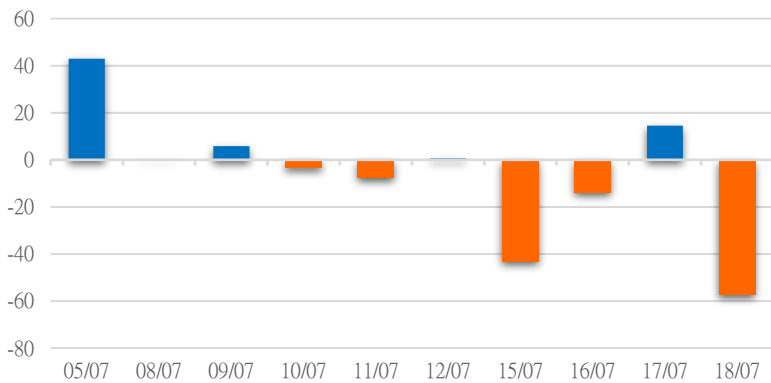
HSX 外資每日買/賣超



證券代碼	買超金額 (Mil. VND)	證券代碼	賣超金額 (Mil. VND)
HDB	492,559	FPT	-352,099
STB	344,062	MSN	-122,527
SAB	161,608	DGC	-34,824
MWG	130,633	VPB	-34,276
SCS	111,973	VHM	-32,871

HSX 外資買/賣超的前 5 名

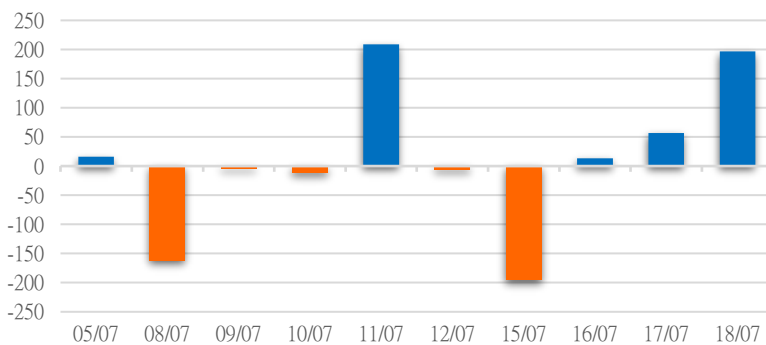
HNX 外資每日買/賣超



證券代碼	買超金額 (Mil. VND)	證券代碼	賣超金額 (Mil. VND)
IDC	10,307	PVI	-79,500
PVS	5,558	TIG	-1,822
TNG	4,467	DHT	-1,524
MBS	2,656	VGS	-1,122
HUT	1,584	TVC	-872

HNX 外資買/賣超的前 5 名

UPCOM 外資每日買/賣超



證券代碼	買超金額 (Mil. VND)	證券代碼	賣超金額 (Mil. VND)
ACV	185,075	PHP	-3,617
MCH	12,591	DGT	-2,814
OIL	1,727	QNS	-322
VEA	1,467	MFS	-258
VGT	1,275	LTG	-222

UPCOM 外資買/賣超的前 5 名

源: FiinPro - YSVN

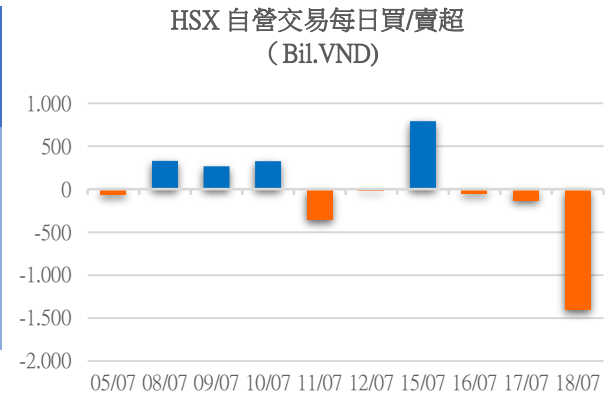


We Create Fortune

自營統計

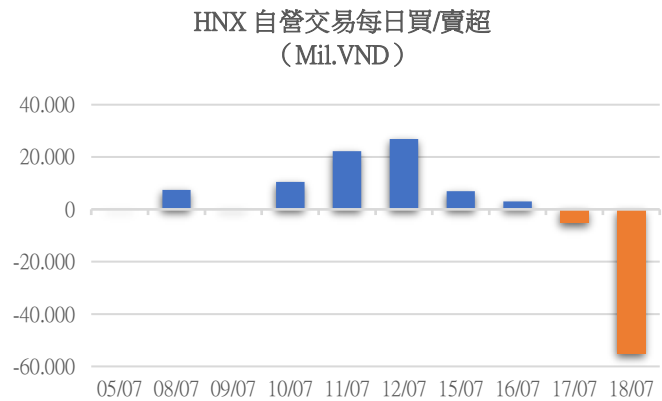
Pm 證券 代碼	買超金額 (Mil.VND)	證券 代碼	賣超金額 (Mil.VND)
BCM	24,956	HDB	527,729
HPG	18,403	STB	332,727
SBT	12,245	SAB	170,547
FPT	11,358	SCS	110,337
POW	8,636	MSN	96,775

HSX 自營交易最大前名



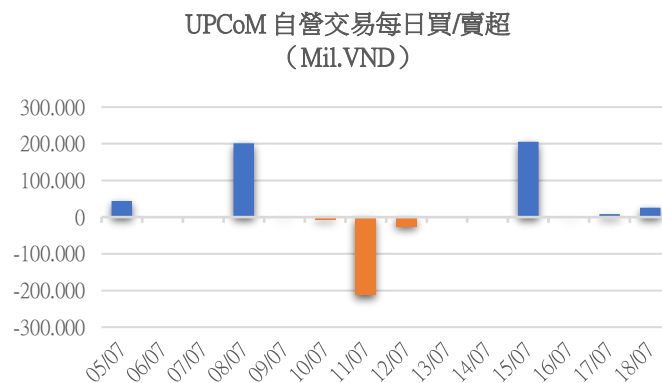
證券 代碼	買超金額 (Mil.VND)	證券 代碼	賣超金額 (Mil.VND)
PVI	55,650	IDC	1,212
TNG	1,982	L18	368
PVS	1,236		

HNX 自營交易最大前名



證券 代碼	買超金額 (Mil.VND)	證券 代碼	賣超金額 (Mil.VND)
BSR	2,290.00	ACV	169,760
MCH	584.70	GEE	6,235

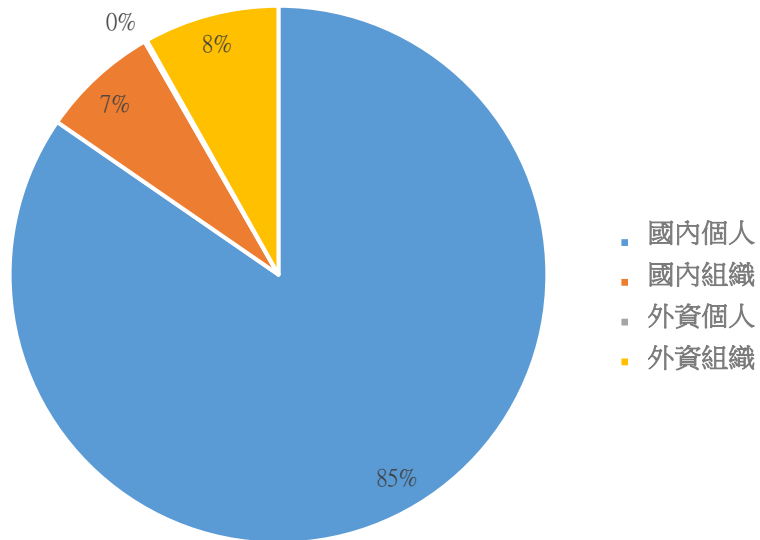
UPCoM 自營交易最大前名





We Create **Fortune**

越南證券市場投資人類別統計

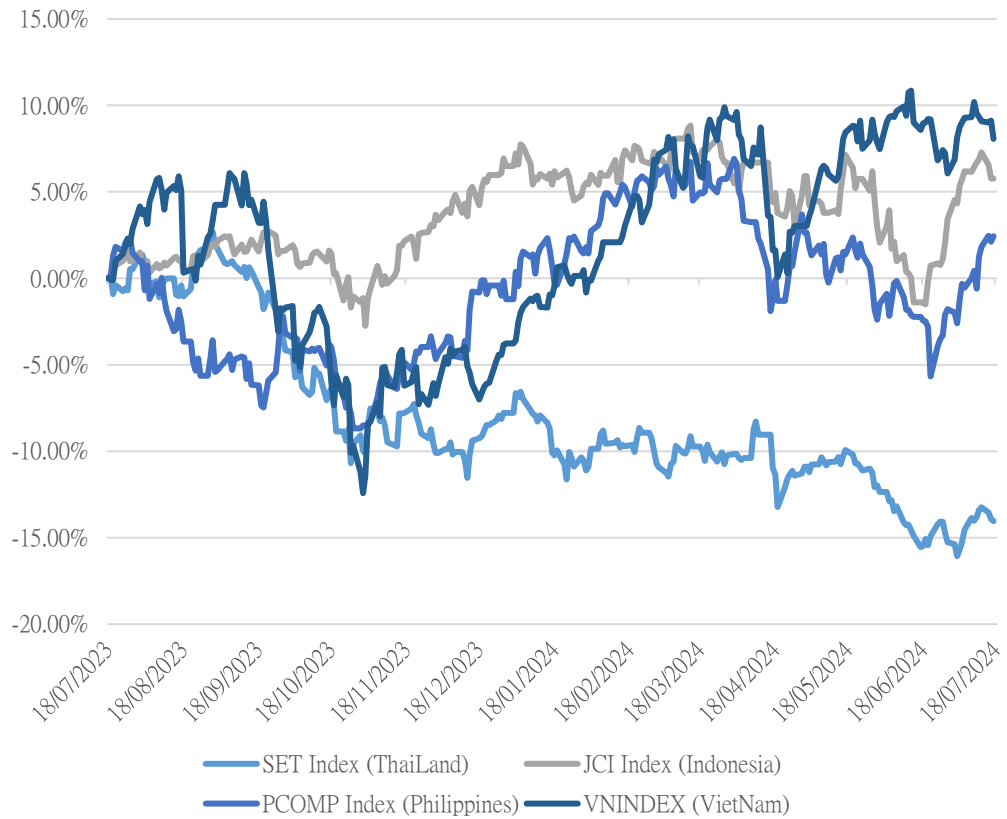


資料源: FiinPro - YSVN



We Create Fortune

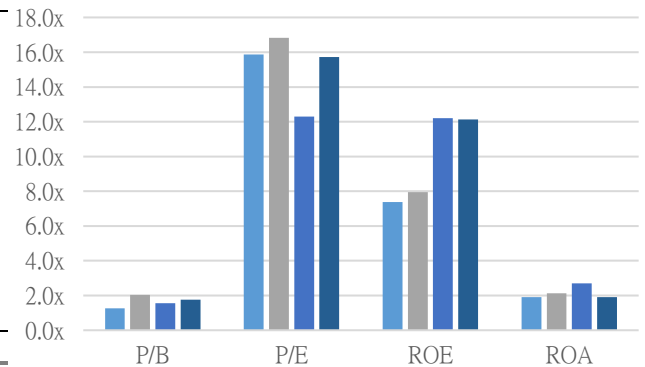
東南亞主要市場走勢比較



東南亞主要市場數據

		Thailand	Indonesia	Philippines	Vietnam
P/B		1.3x	2.0x	1.6x	1.8x
P/E		15.9x	16.8x	12.3x	15.7x
ROE	%	7.37	7.95	12.21	12.12
ROA	%	1.90	2.12	2.71	1.91
Vốn hóa	Tỷ USD	453.82	755.45	158.04	205.55
GTGD	Triệu USD	1.23	0.58	0.05	1.10
LS cổ tức	%	3.53	3.34	2.74	1.68

源: Bloomberg & YSVN



Legend:

- SET Index Thái Lan
- JCI Index Indonesia
- PCOMP Index Philippines
- VNINDEX Index Việt Nam



We Create **Fortune**

元大證券（越南）公司

個人客戶分析部

Nguyễn Th ệ Minh
研究分析經理
+84 28 3622 6868 ext 3826
minh.nguyen@yuanta.com.vn

Lý Thị Hi ệ n
研究分析主管
+84 28 3622 6868 ext 3908
hien.ly@yuanta.com.vn

Quách Đức Khánh
研究分析副主管
+84 28 3622 6868 ext 3833
khanh.quach@yuanta.com.vn

Khổng Hữu Hiệp
高級分析專員
+84 28 3622 6868 ext 3912
hiep.khong@yuanta.com.vn

Nguyễn Trịnh Ngọc Hồng
高級分析專員
+84 28 3622 6868 ext 3832
hong.nguyen@yuanta.com.vn

Phạm Tấn Phát
高級分析專員
+84 28 3622 6868 ext 3880
phat.pham@yuanta.com.vn

個人客戶業務部

Phạm Đắc Thành
北部營業中心經理
+84 28 3622 6868 ext 3416
thanh.pham@yuanta.com.vn

Võ Thị Thu Thủy
平陽分行經理
+84 28 3622 6868 ext 3505
thuy.vo@yuanta.com.vn

Lương Kỳ Ty
堤岸分行經理
+84 28 3622 6868 ext 3653
ty.luong@yuanta.com.vn

Bùi Quốc Phong
同奈分行經理
+84 28 3622 6868 ext 3701
phong.bui@yuanta.com.vn

Võ Đình Tuấn
峴港分行經理
+84 28 3622 6868 ext 3301
tuan.vo@yuanta.com.vn

Nguyễn Việt Quang
河內分行經理
+84 28 3622 6868 ext 3404
quang.nguyen@yuanta.com.vn

Đinh Thị Thu Cúc
頭頓分行經理
+84 28 3622 6868 ext 3203
cuc.dinh@yuanta.com.vn



We Create **Fortune**

Appendix A: Important Disclosures

Analyst Certification

Each research analyst primarily responsible for the content of this research report, in whole or in part, certifies that with respect to each security or issuer that the analyst covered in this report: (1) all of the views expressed accurately reflect his or her personal views about those securities or issuers; and (2) no part of his or her compensation was, is, or will be, directly or indirectly, related to the specific recommendations or views expressed by that research analyst in the research report.

Ratings Definitions

BUY: We have a positive outlook on the stock based on our expected absolute or relative return over the investment period. Our thesis is based on our analysis of the company's outlook, financial performance, catalysts, valuation and risk profile. We recommend investors add to their position.

HOLD-Outperform: In our view, the stock's fundamentals are relatively more attractive than peers at the current price. Our thesis is based on our analysis of the company's outlook, financial performance, catalysts, valuation and risk profile.

HOLD-Underperform: In our view, the stock's fundamentals are relatively less attractive than peers at the current price. Our thesis is based on our analysis of the company's outlook, financial performance, catalysts, valuation and risk profile.

SELL: We have a negative outlook on the stock based on our expected absolute or relative return over the investment period. Our thesis is based on our analysis of the company's outlook, financial performance, catalysts, valuation and risk profile. We recommend investors reduce their position.

Under Review: We actively follow the company, although our estimates, rating and target price are under review.

Restricted: The rating and target price have been suspended temporarily to comply with applicable regulations and/or Yuanta policies.

Note: Yuanta research coverage with a Target Price is based on an investment period of 12 months. Greater China Discovery Series coverage does not have a formal 12 month Target Price and the recommendation is based on an investment period specified by the analyst in the report.

Global Disclaimer

© 2018 Yuanta. All rights reserved. The information in this report has been compiled from sources we believe to be reliable, but we do not hold ourselves responsible for its completeness or accuracy. It is not an offer to sell or solicitation of an offer to buy any securities. All opinions and estimates included in this report constitute our judgment as of this date and are subject to change without notice.

This report provides general information only. Neither the information nor any opinion expressed herein constitutes an offer or invitation to make an offer to buy or sell securities or other investments. This material is prepared for general circulation to clients and is not intended to provide tailored investment advice and does not take into account the individual financial situation and objectives of any specific person who may receive this report. Investors should seek financial advice regarding the appropriateness of investing in any securities, investments or investment strategies discussed or recommended in this report. The information contained in this report has been compiled from sources believed to be reliable but no representation or warranty, express or implied, is made as to its accuracy, completeness or correctness. This report is not (and should not be construed as) a solicitation to act as securities broker or dealer in any jurisdiction by any person or company that is not legally permitted to carry on such business in that jurisdiction.

Yuanta research is distributed in the United States only to Major U.S. Institutional Investors (as defined in Rule 15a-6 under the Securities Exchange Act of 1934, as amended and SEC staff interpretations thereof). All transactions by a US person in the securities mentioned in this report must be effected through a registered broker-dealer under Section 15 of the Securities Exchange Act of 1934, as amended. Yuanta research is distributed in Taiwan by Yuanta Securities Investment Consulting. Yuanta research is distributed in Hong Kong by Yuanta Securities (Hong Kong) Co. Limited, which is licensed in Hong Kong by the Securities and Futures Commission for regulated activities, including Type 4 regulated activity (advising on securities). In Hong Kong, this research report may not be redistributed, retransmitted or disclosed, in whole or in part or and any form or manner, without the express written