

當日市場：市場繼續處於震盪階段

2024/07/22

市場走勢

市場指數	VNI	HNI	UPCOM
收盤	1,264.78	240.52	96.78
%日	-0.76%	-0.81%	-0.85%
%週	-0.73%	-1.18%	-0.72%
%月	-0.40%	-0.79%	-0.71%
%年	8.55%	4.99%	12.17%
成交值(Bil.VND)			
當日	18,500	1,328	774
日均量/週	18,838	1,412	1,374
日均量/月	19,544	1,377	1,415
外資進出			
買進	1,715.29	57.47	15.60
賣出	2,068.21	18.27	7.29
買賣超	-352.92	39.19	8.31
市場漲跌家數			
上漲	93	47	163
下跌	255	120	213
持平	71	150	527
市場指標			
P/E	14.27	18.20	25.65
總市值 (兆盾)	5,226	338	1,537
股息殖利 ²	3.95%	3.05%	4.59%

資料源: Bloomberg - YSVN

VNINDEX



HNIINDEX



市場走勢

許多股票的拋售壓力仍持續，導致銀行股引領的上漲趨勢在周末的交易日未能維持。VN-Index 收盤下跌 0.76%，止於 1,264.78 點，HNX-Index 下跌 0.81%，Upcom-Index 同步下跌 0.85%。3 大市場的交易額均達 20 兆 6,020 億越南盾。

由於 MBB (2.01%)、ACB (1.21%) 等是積極上漲的銀行股，VN30-Index 收盤下跌 0.31%，比主要指數低，這也是在過去一周上漲良好的兩檔銀行股。此外，SAB (1.66%)、TPB (2.22%)、VHM (1.07%) 對指數貢獻最多的股票。相反，GVR、TCB、BVH、FPT、BID、VPB、VRE、POW 是導致指數下跌最多的股票。

跌幅壓倒市場，中小型股也紛紛獲利。其中，VIX、HVN、QBS 跌停，QCG 也在負面訊息後延續跌停。

外資在周末的交易日反轉賣超 3,160 億越南盾，其中 FPT (2,280 億)、VHM (1,590 億) 和 TCB (1,050 億) 被拋售最多的股票。相反，STB (4,070 億)、MWG (1,770 億)、VND (340 億) 在買超方面領先。

市場短期觀點

我們認為市場在本周的首個交易日可能會繼續當前水平附近出現橫盤整理。同時，市場在未來的幾個交易日可能會繼續出現在各類股票之間分化，中型股和小型股可能會在 2024 年 6 月的底部附近繼續出現橫盤整理，而大型股可能會繼續吸引現金流並出現積極走勢。尤其是銀行股和證券股預期在下一交易周可能會積極並引領市場復甦。

大盤的短期走勢仍維持中性。因此，我們建議投資者繼續重組短期投資組合，並將股票比例至平衡水平，則優先持有銀行股和證券股的大型股。

從周線圖來看，市場在上周繼續在中期的阻力位附近出現橫盤整理，儘管在本周出現強勁調整，但仍繼續是周漲幅。同時，外資的拋售壓力也逐漸減少，並出現再次買超。市場寬度的波動較少顯示現金流可能處於元化階段，但我們預期大型股的窄幅波動在未來的幾個周可能會快熟結束。另外，中長期趨勢仍維持上漲。因此，我們建議投資者仍應在長期投資組合的調整時增加持有股票。

請在 <https://ysradar.yuanta.com.vn/> 查看有關股票的信號。

We Create Fortune

技術分析圖



指數技術分析圖 VN-Index



指數技術分析圖 HNX-Index

指數	短期趨勢	中期趨勢	阻力區 1	阻力區 2	支撐區 1	支撐區 2
VN-Index	中性	上漲	1300	1330	870	800
HNX-Index	中性	上漲	260	306	189	160
VN30	中性	上漲	1336	1350	980	960
VNMidcaps	中性	上漲	1280	1250	963	900
VNSmallcaps	中性	上漲	1250	1250	804	750

We Create Fortune

胡志明市交易所 (HSX)

	收盤	漲跌%
VNI	1264.78	-0.76%
VN30	1302.32	-0.31%
VN Mid	1941.19	-0.87%
VN Small	1507.47	-1.40%

河內交易所 (HSX)

	收盤	漲跌%
HNI	240.52	-0.81%
HN30	530.62	-0.88%
VNX AllSh	1315.21	-0.54%

UPCOM 市場 (UPCoM)

	收盤	漲跌%
UPCoM	96.78	-0.85%

外資交易	成交值 (Bil.VND)
買進	1715.28854
賣出	2068.21193
買超/賣超	-352.923398

外資交易	成交值 (Bil.VND)
買進	57.47
賣出	18.27
買超/賣超	39.19

外資交易	成交值 (Bil.VND)
買進	15.60
賣出	7.29
買超/賣超	8.31

上漲排名/股碼	漲跌(VND)	漲跌%
NNC	1350	6.92%
LBM	2100	6.89%
VTO	750	5.12%
OCB	550	3.78%
CSM	450	3.46%

上漲排名/股碼	漲跌(VND)	漲跌%
DDG	200	5.71%
VTZ	400	3.01%
TNG	400	1.59%
PLC	400	1.55%
C69	100	1.54%

上漲排名/股碼	漲跌(VND)	漲跌%
TNS	9786800	14.54%
MFS	2860362	7.31%
TAR	0	7.22%
AMS	8142022	4.64%
CST	0	4.30%

下跌排名/股碼	漲跌(VND)	漲跌%
QCG	-680	-6.97%
HVN	-1950	-6.94%
APG	-850	-6.94%
VIX	-1150	-6.78%
POW	-900	-6.34%

下跌排名/股碼	漲跌(VND)	漲跌%
DVG	-200	-10.00%
HTP	-600	-8.82%
NDN	-800	-6.96%
CSC	-2200	-6.65%
BCC	-500	-5.56%

下跌排名/股碼	漲跌(VND)	漲跌%
SCL	-3339	-10.12%
QBS	-95	-9.50%
POM	-157	-5.61%
PVL	-146	-4.71%
PVX	-101	-4.21%

*備註：市值>5,000 億盾；成交值>15 億盾

市值排名/股碼	Bil.VND
VCB	491,840,031
BID	276,471,141
FPT	186,791,308
HPG	181,653,506
CTG	179,626,224

市值排名/股碼	Bil.VND
PVS	20,265,771
IDC	19,799,996
MBS	15,317,398
HUT	15,172,703
SHS	13,986,296

市值排名/股碼	Bil.VND
VGI	278,819,194
ACV	236,756,422
MCH	139,634,785
BSR	70,545,668
VEA	58,598,751

交易量排名/股碼	成交值	30 日均
VIX	55,222,400	10,980,308
MBB	50,007,101	17,298,947
TPB	42,887,007	6,008,109
SBT	38,977,700	4,179,061
SHB	31,448,428	24,703,394

交易量排名/股碼	成交值	30 日均
SHS	238,211,843,300	8,945,159
CEO	97,103,782,200	4,170,708
MBS	178,651,666,500	3,536,745
GKM	1,134,980,000	2,279,782
TNG	77,370,224,900	3,030,509

交易量排名/股碼	成交值	30 日均
BSR	156,074,306,000	10,142,398
BVB	64,724,951,700	2,204,748
PVX	6,371,002,800	629,481
QBS	1,968,793,200	249,990
POM	5,607,229,900	262,297

資料源: Bloomberg & Yuanta Research

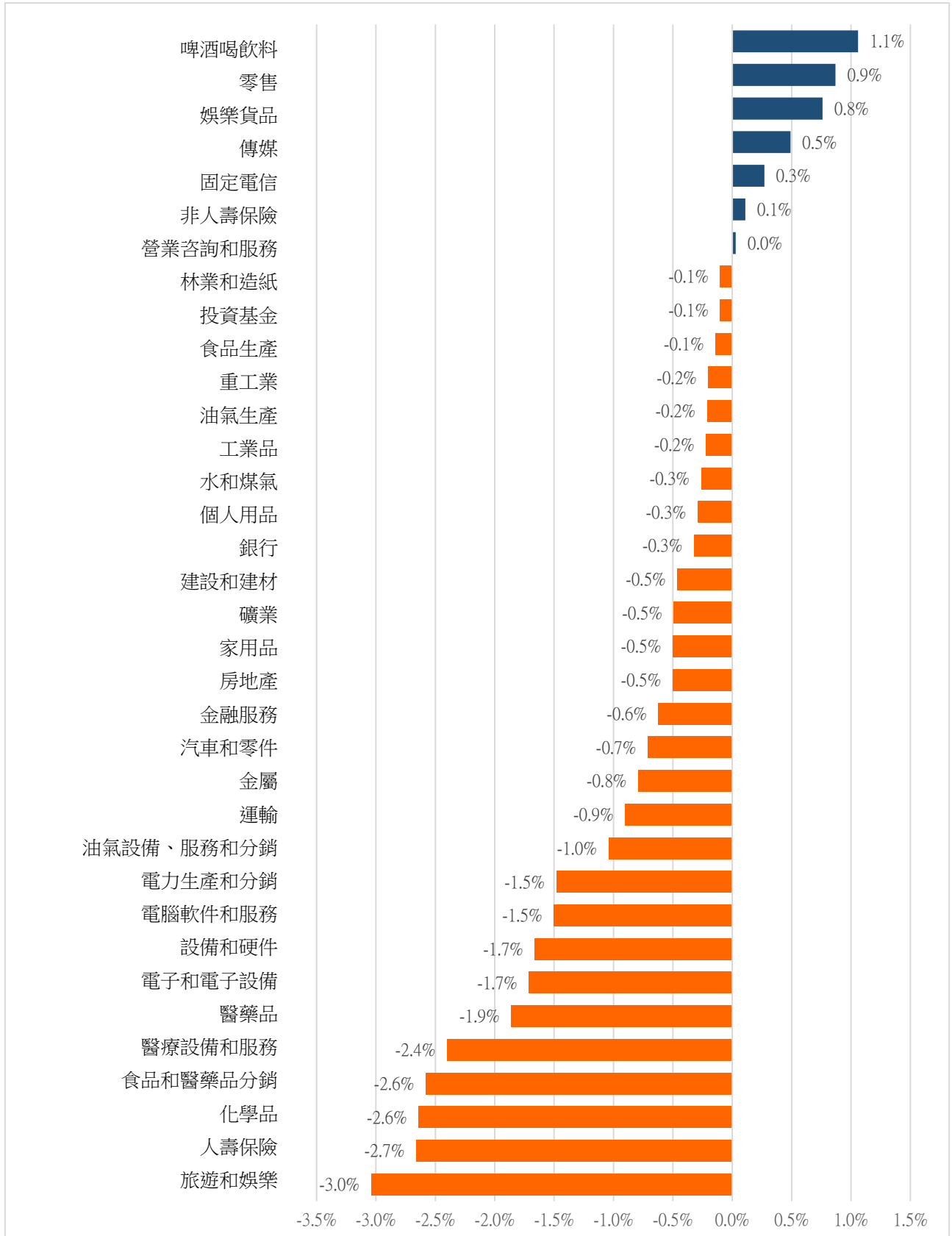
資料源: Bloomberg & Yuanta Research

資料源: Bloomberg & Yuanta Research



We Create Fortune

各行業板塊的交易走勢



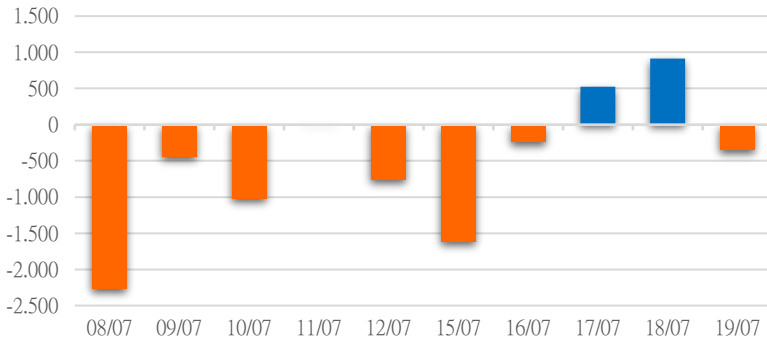
資料源: FiinPro - YSVN



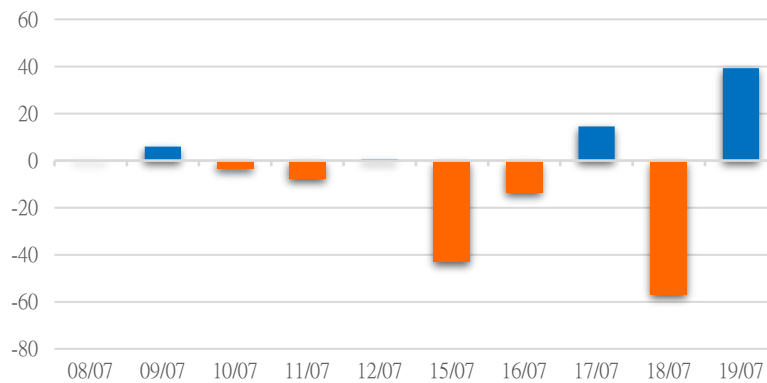
We Create Fortune

外資買進賣統計

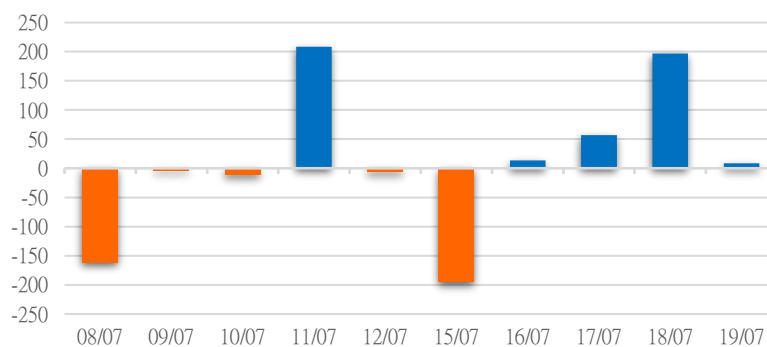
HSX 外資每日買/賣超



HNX 外資每日買/賣超



UPCOM 外資每日買/賣超



證券代碼	買超金額 (Mil.VND)	證券代碼	賣超金額 (Mil.VND)
SBT	418,212	FPT	-228,485
MWG	176,505	VHM	-158,989
VND	33,845	TCB	-104,843
FUEVFVND	26,486	MSN	-92,555
HPG	19,626	HSG	-66,443

HSX 外資買/賣超的前 5 名

證券代碼	買超金額 (Mil.VND)	證券代碼	賣超金額 (Mil.VND)
PVS	24,314	LAS	-2,036
MBS	12,926	DTD	-1,682
SHS	3,130	CEO	-1,537
TNG	2,925	TIG	-611
IDC	2,738	VGS	-413

HNX 外資買/賣超的前 5 名

證券代碼	買超金額 (Mil.VND)	證券代碼	賣超金額 (Mil.VND)
MCH	7,719	VEA	-3,683
ACV	4,334	PHP	-1,517
CID	442	IFS	-197
MPC	410	VGR	-24
CNC	186	KVC	-20

UPCOM 外資買/賣超的前 5 名

源: FiinPro - YSVN



We Create Fortune

自營統計

Pm 證券 代碼	買超金額 (Mil.VND)	證券 代碼	賣超金額 (Mil.VND)
HPG	85,592	SHB	88,082
FPT	21,745	MSN	39,372
VIB	14,660	MBB	34,565
TCB	13,231	MWG	27,399
E1VFN30	10,556	FUEVFN30	6,140

HSX 自營交易最大前名

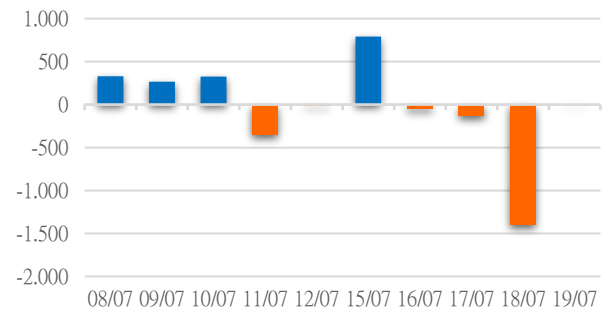
證券 代碼	買超金額 (Mil.VND)	證券 代碼	賣超金額 (Mil.VND)
IDC	590	GKM	4,712
		PVS	2,131
		NBC	740
		L18	186
		VC7	14

HNX 自營交易最大前名

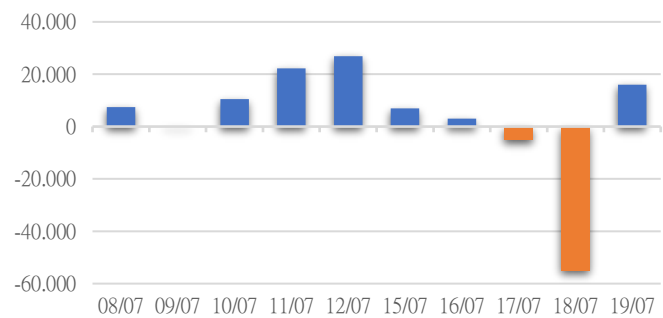
證券 代碼	買超金額 (Mil.VND)	證券 代碼	賣超金額 (Mil.VND)
BSR	4,107.70		
ACV	722.32		

UPCoM 自營交易最大前名

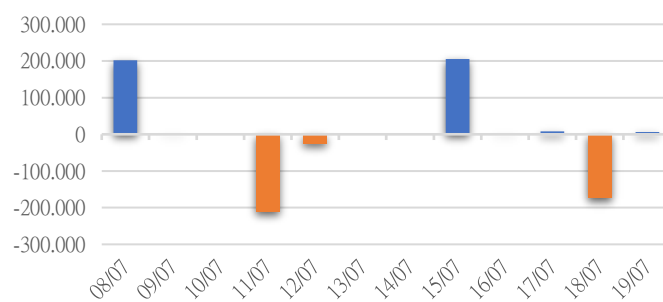
HSX 自營交易每日買/賣超
(Bil.VND)



HNX 自營交易每日買/賣超
(Mil.VND)



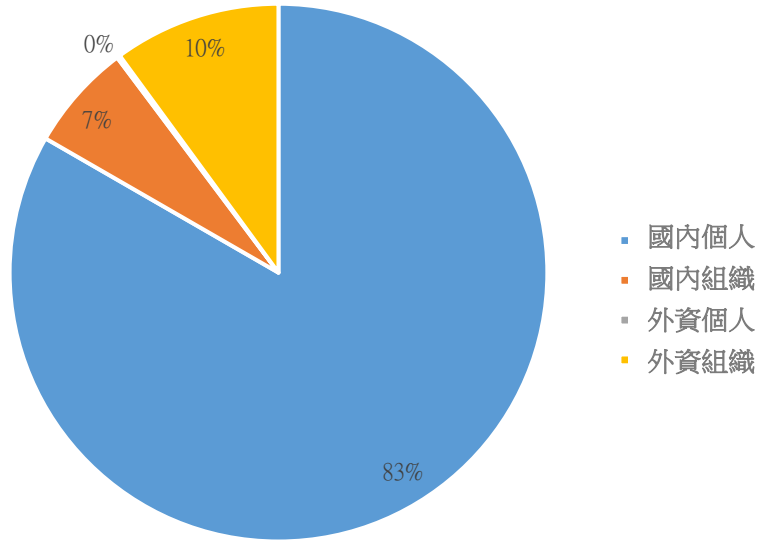
UPCoM 自營交易每日買/賣超
(Mil.VND)





We Create **Fortune**

越南證券市場投資人類別統計

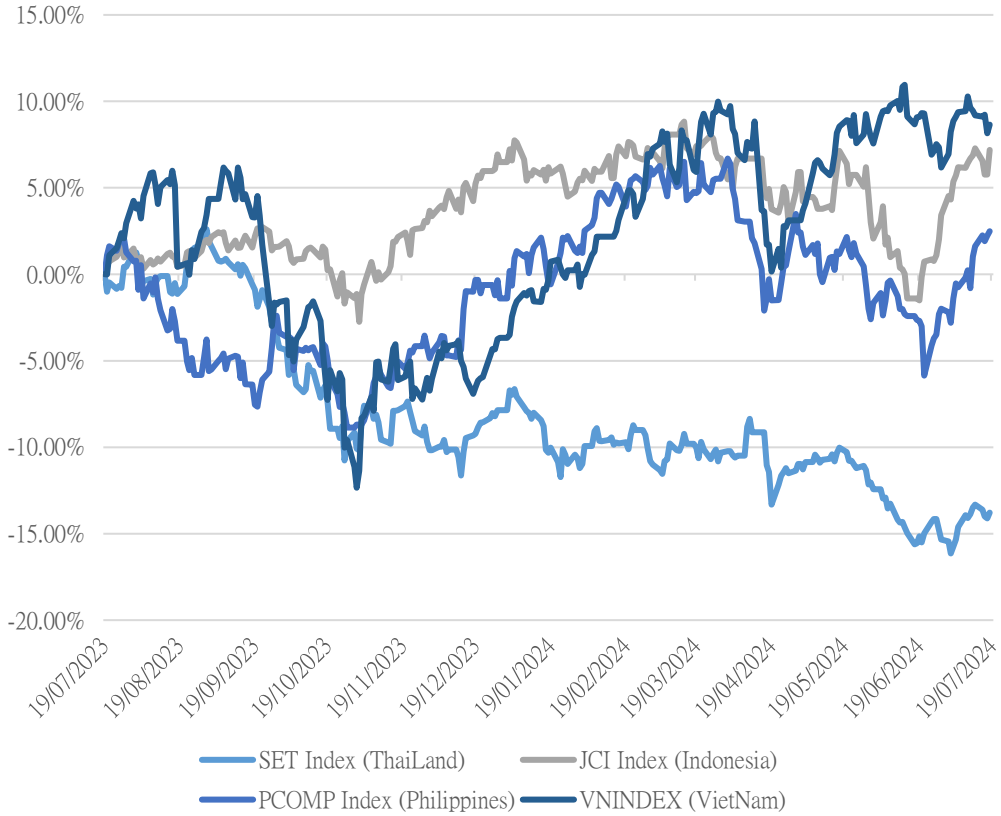


資料源: FiinPro - YSVN



We Create Fortune

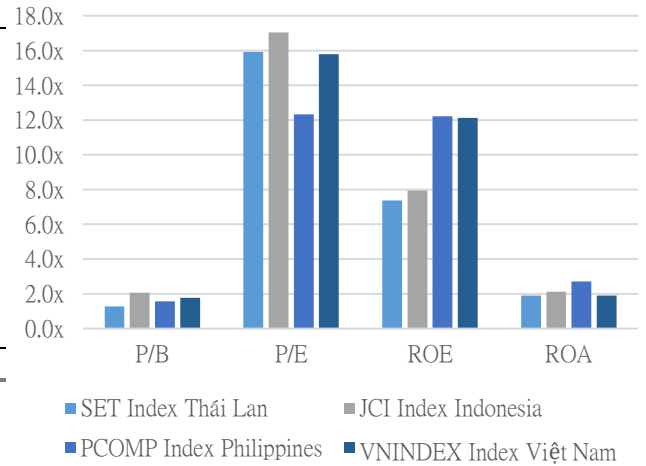
東南亞主要市場走勢比較



東南亞主要市場數據

		Thailand	Indonesia	Philippines	Vietnam
P/B		1.3x	2.0x	1.6x	1.8x
P/E		15.9x	16.8x	12.3x	15.7x
ROE	%	7.37	7.95	12.21	12.12
ROA	%	1.90	2.12	2.71	1.91
Vốn hóa	Tỷ USD	453.82	755.45	158.04	205.55
GTGD	Triệu USD	1.23	0.58	0.05	1.10
LS cổ tức	%	3.53	3.34	2.74	1.68

源: Bloomberg & YSVN



■ SET Index Thái Lan ■ JCI Index Indonesia
■ PCOMP Index Philippines ■ VNINDEX Index Việt Nam



We Create **Fortune**

元大證券（越南）公司

個人客戶分析部

Nguyễn Th ệ Minh
研究分析經理
+84 28 3622 6868 ext 3826
minh.nguyen@yuanta.com.vn

Lý Thị Hi ệ n
研究分析主管
+84 28 3622 6868 ext 3908
hien.ly@yuanta.com.vn

Quách Đức Khánh
研究分析副主管
+84 28 3622 6868 ext 3833
khanh.quach@yuanta.com.vn

Khổng Hữu Hiệp
高級分析專員
+84 28 3622 6868 ext 3912
hiiep.khong@yuanta.com.vn

Nguyễn Trịnh Ngọc Hồng
高級分析專員
+84 28 3622 6868 ext 3832
hong.nguyen@yuanta.com.vn

Phạm Tấn Phát
高級分析專員
+84 28 3622 6868 ext 3880
phat.pham@yuanta.com.vn

個人客戶業務部

Phạm Đắc Thành
北部營業中心經理
+84 28 3622 6868 ext 3416
thanh.pham@yuanta.com.vn

Võ Thị Thu Thủy
平陽分行經理
+84 28 3622 6868 ext 3505
thuy.vo@yuanta.com.vn

Lương Kỳ Ty
堤岸分行經理
+84 28 3622 6868 ext 3653
ty.luong@yuanta.com.vn

Bùi Quốc Phong
同奈分行經理
+84 28 3622 6868 ext 3701
phong.bui@yuanta.com.vn

Võ Đình Tuấn
峴港分行經理
+84 28 3622 6868 ext 3301
tuan.vo@yuanta.com.vn

Nguyễn Việt Quang
河內分行經理
+84 28 3622 6868 ext 3404
quang.nguyen@yuanta.com.vn

Đinh Thị Thu Cúc
頭頓分行經理
+84 28 3622 6868 ext 3203
cuc.dinh@yuanta.com.vn



We Create **Fortune**

Appendix A: Important Disclosures

Analyst Certification

Each research analyst primarily responsible for the content of this research report, in whole or in part, certifies that with respect to each security or issuer that the analyst covered in this report: (1) all of the views expressed accurately reflect his or her personal views about those securities or issuers; and (2) no part of his or her compensation was, is, or will be, directly or indirectly, related to the specific recommendations or views expressed by that research analyst in the research report.

Ratings Definitions

BUY: We have a positive outlook on the stock based on our expected absolute or relative return over the investment period. Our thesis is based on our analysis of the company's outlook, financial performance, catalysts, valuation and risk profile. We recommend investors add to their position.

HOLD-Outperform: In our view, the stock's fundamentals are relatively more attractive than peers at the current price. Our thesis is based on our analysis of the company's outlook, financial performance, catalysts, valuation and risk profile.

HOLD-Underperform: In our view, the stock's fundamentals are relatively less attractive than peers at the current price. Our thesis is based on our analysis of the company's outlook, financial performance, catalysts, valuation and risk profile.

SELL: We have a negative outlook on the stock based on our expected absolute or relative return over the investment period. Our thesis is based on our analysis of the company's outlook, financial performance, catalysts, valuation and risk profile. We recommend investors reduce their position.

Under Review: We actively follow the company, although our estimates, rating and target price are under review.

Restricted: The rating and target price have been suspended temporarily to comply with applicable regulations and/or Yuanta policies.

Note: Yuanta research coverage with a Target Price is based on an investment period of 12 months. Greater China Discovery Series coverage does not have a formal 12 month Target Price and the recommendation is based on an investment period specified by the analyst in the report.

Global Disclaimer

© 2018 Yuanta. All rights reserved. The information in this report has been compiled from sources we believe to be reliable, but we do not hold ourselves responsible for its completeness or accuracy. It is not an offer to sell or solicitation of an offer to buy any securities. All opinions and estimates included in this report constitute our judgment as of this date and are subject to change without notice.

This report provides general information only. Neither the information nor any opinion expressed herein constitutes an offer or invitation to make an offer to buy or sell securities or other investments. This material is prepared for general circulation to clients and is not intended to provide tailored investment advice and does not take into account the individual financial situation and objectives of any specific person who may receive this report. Investors should seek financial advice regarding the appropriateness of investing in any securities, investments or investment strategies discussed or recommended in this report. The information contained in this report has been compiled from sources believed to be reliable but no representation or warranty, express or implied, is made as to its accuracy, completeness or correctness. This report is not (and should not be construed as) a solicitation to act as securities broker or dealer in any jurisdiction by any person or company that is not legally permitted to carry on such business in that jurisdiction.

Yuanta research is distributed in the United States only to Major U.S. Institutional Investors (as defined in Rule 15a-6 under the Securities Exchange Act of 1934, as amended and SEC staff interpretations thereof). All transactions by a US person in the securities mentioned in this report must be effected through a registered broker-dealer under Section 15 of the Securities Exchange Act of 1934, as amended. Yuanta research is distributed in Taiwan by Yuanta Securities Investment Consulting. Yuanta research is distributed in Hong Kong by Yuanta Securities (Hong Kong) Co. Limited, which is licensed in Hong Kong by the Securities and Futures Commission for regulated activities, including Type 4 regulated activity (advising on securities). In Hong Kong, this research report may not be redistributed, retransmitted or disclosed, in whole or in part or and any form or manner, without the express written