

當日市場：大型股的拋售壓力降溫

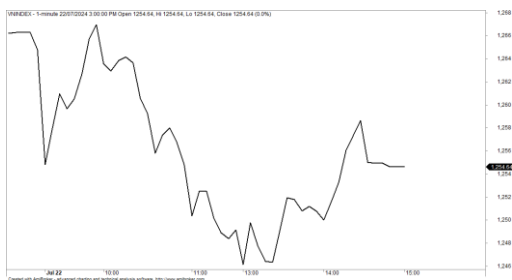
2024/07/23

市場走勢

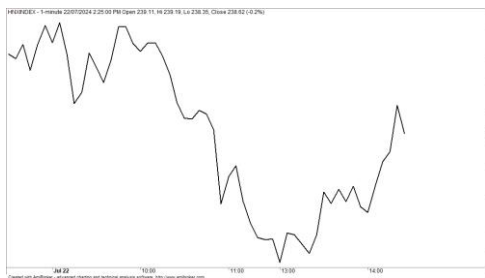
市場指數	VNI	HNI	UPCOM
收盤	1,254.64	238.38	95.65
%日	-0.80%	-0.89%	-1.17%
%週	-1.25%	-1.84%	-1.39%
%月	-1.17%	-1.25%	-1.61%
%年	7.83%	3.91%	11.08%
成交值(Bil.VND)			
當日	21,077	1,763	1,203
日均量/週	19,492	1,452	1,309
日均量/月	19,206	1,373	1,384
外資進出			
買進	2,072.71	79.16	33.14
賣出	1,663.32	81.50	11.22
買賣超	409.39	-2.34	21.91
市場漲跌家數			
上漲	73	60	114
下跌	269	118	228
持平	76	140	561
市場指標			
P/E	14.09	17.63	24.99
總市值 (兆盾)	5,144	331	1,481
股息殖利 ²	3.85%	3.10%	4.61%

資料源: Bloomberg - YSVN

VNINDEX



HNIINDEX



市場走勢

市場指數在本周的首個交易日小幅波動，並主導處於震盪階段。VN-Index 收盤下跌 0.23%，止於 1254.64 點，HNX-Index 下跌 0.89%，Upcom-Index 下跌 1.17%。3 大交易的交易額均增加至 24 兆 430 億越南盾。

當日的積極點是，由於銀行股維持上漲，大型股微有下降，VCB、TCB、TPB、HDB、CTG 積極上漲。同時，MSN、VHM、VRE、VNM 微有上漲。相反，GVR 在連續第二個交易日下跌，ACB、MBB 出現調整，FPT 在連續第四個交易日下跌，但跌幅並不大。

拋售壓力在一些股票仍維持強勁如 HDG、HHS、CTS、SMC、CMX 跌停，而 NVL (-6.3%)、VIX (-6.65%) 繼續大幅下跌。相反，擁有 CSM 和 SRC 的輪胎股在公佈積極的第二季度的財務報告後漲停。

外資在在當天的交易日再次買超，價值超過 4,290 億越南盾，其中 SBT (3,540 億)、FPT (610 億)、POW (320 億) 在買超方面領先。相反，DGC (970 億)、VPB (540 億)、VHM (320 億) 被賣超最多的股票。

市場短期觀點

我們認為市場可能會在下一個交易日復甦，VN-Index 可能會重新測試 20 日均線，即 1,270 點。同時，市場仍處於短期他調整階段，現金流在各類板塊可能出現分化，其中銀行股和證券股可能會繼續引領市場走勢，現金流可能集中兩個板塊。此外，情緒指標持續下降，顯示投資者對短期市場走勢仍出現悲觀態度。

根據我們的觀察，許多中小型股下跌至 2024 年 6 月的底部，因此我們預期市場在未來的幾個交易日可能會快速形成復甦期。同時，大盤的短期走勢仍保持中性。因此，我們建議投資者在復甦期可以重組投資組合並減少股票比重至均衡水平，則優先買入並持有大型股，特別是銀行股和證券股。

請在 <https://ysradar.yuanta.com.vn/> 查看有關股票的信號。

We Create Fortune

技術分析圖



指數技術分析圖 VN-Index



指數技術分析圖 HNX-Index

指數	短期趨勢	中期趨勢	阻力區 1	阻力區 2	支撐區 1	支撐區 2
VN-Index	中性	上漲	1300	1330	870	800
HNX-Index	中性	上漲	260	306	189	160
VN30	中性	上漲	1336	1350	980	960
VNMidcaps	中性	上漲	1280	1250	963	900
VNSmallcaps	中性	上漲	1250	1250	804	750

We Create Fortune

胡志明市交易所 (HSX)

	收盤	漲跌%
VNI	1254.64	-0.80%
VN30	1299.31	-0.23%
VN Mid	1911.28	-1.54%
VN Small	1471.28	-2.40%

河內交易所 (HSX)

	收盤	漲跌%
HNI	238.38	-0.89%
HN30	523.88	-1.27%
VNX AllSh	1305.34	-0.75%

UPCOM 市場 (UPCoM)

	收盤	漲跌%
UPCoM	95.65	-1.17%

外資交易	成交值 (Bil.VND)
買進	2072.70989
賣出	1663.31692
買超/賣超	409.392979

外資交易	成交值 (Bil.VND)
買進	79.16
賣出	81.50
買超/賣超	-2.34

外資交易	成交值 (Bil.VND)
買進	33.14
賣出	11.22
買超/賣超	21.91

上漲排名/股碼	漲跌(VND)	漲跌%
NNC	1450	6.95%
SRC	2500	6.91%
CSM	900	6.69%
VPI	2400	3.90%
RAL	5400	3.69%

上漲排名/股碼	漲跌(VND)	漲跌%
GKM	3400	9.47%
SDA	500	9.43%
CTP	400	5.26%
AAV	300	5.17%
SHS	500	2.89%

上漲排名/股碼	漲跌(VND)	漲跌%
GPC	0	6.83%
BCR	229960100	4.00%
MFS	2857105	2.66%
VLB	0	0.15%
VHG	72890925	0.11%

下跌排名/股碼	漲跌(VND)	漲跌%
EVG	-480	-7.00%
KPF	-210	-7.00%
SMC	-1200	-6.98%
TIP	-1800	-6.98%
TNH	-1800	-6.98%

下跌排名/股碼	漲跌(VND)	漲跌%
TTH	-400	-9.76%
PV2	-300	-9.68%
BVS	-4000	-9.52%
TXM	-1100	-9.40%
S99	-1000	-9.35%

下跌排名/股碼	漲跌(VND)	漲跌%
SCL	-4024	-13.55%
VGI	-8786	-9.36%
TVN	-988	-9.32%
VLG	-911	-8.84%
HRT	-1115	-7.48%

*備註：市值>5,000 億盾；成交值>15 億盾

市值排名/股碼	Bil.VND
VCB	489,045,485
BID	271,910,792
FPT	184,016,456
HPG	180,374,256
CTG	179,357,724

市值排名/股碼	Bil.VND
PVS	20,217,974
IDC	19,634,996
MBS	15,492,454
HUT	15,172,703
SHS	14,067,612

市值排名/股碼	Bil.VND
VGI	285,844,310
ACV	236,190,415
MCH	140,731,854
BSR	70,979,738
VEA	58,419,363

交易量排名/股碼	成交值	30 日均
MBB	39,267,300	18,953,215
NVL	39,072,200	10,506,735
SBT	35,241,200	5,880,388
TPB	32,697,708	7,573,467
VIX	28,672,200	12,772,649

交易量排名/股碼	成交值	30 日均
SHS	351,180,134,400	9,100,613
MBS	239,825,751,400	3,633,720
CEO	101,438,542,400	4,210,810
PVS	123,413,485,600	3,149,444
BVS	89,165,825,400	820,512

交易量排名/股碼	成交值	30 日均
BSR	194,055,702,900	9,960,515
BVB	90,787,193,200	2,361,588
BCR	29,669,763,000	2,251,781
VGt	63,274,425,900	4,081,164
DDV	56,059,079,100	2,760,862

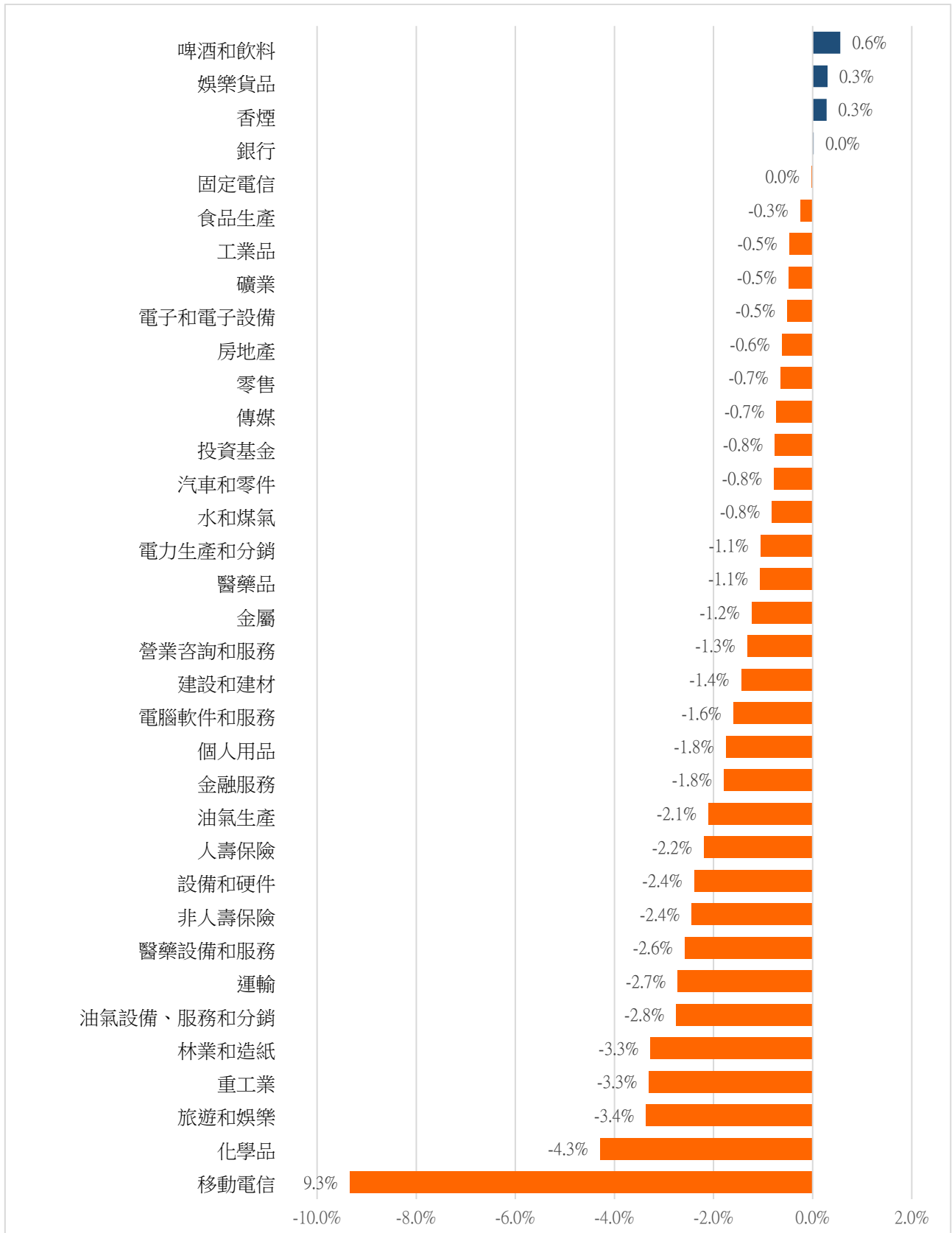
資料源: Bloomberg & Yuanta Research

資料源: Bloomberg & Yuanta Research

資料源: Bloomberg & Yuanta Research

We Create Fortune

各行業板塊的交易走勢



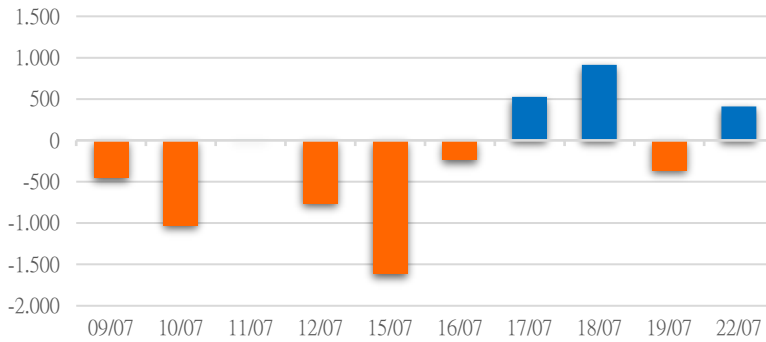
資料源: FiinPro - YSVN



We Create Fortune

外資買進賣統計

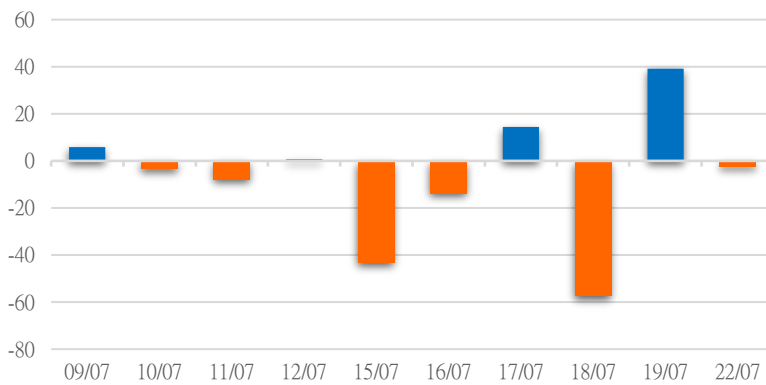
HSX 外資每日買/賣超



證券代碼	買超金額 (Mil. VND)	證券代碼	賣超金額 (Mil. VND)
SBT	368,237	DGC	-97,271
FPT	61,329	VPB	-53,727
POW	31,793	VHM	-32,237
VND	30,871	MWG	-30,815
SSI	28,821	DXG	-26,488

HSX 外資買/賣超的前 5 名

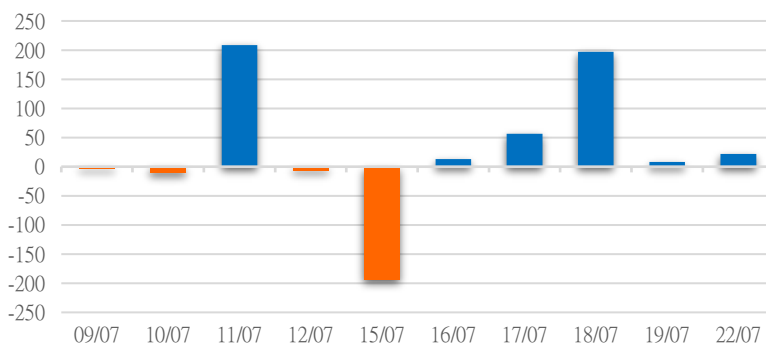
HNX 外資每日買/賣超



證券代碼	買超金額 (Mil. VND)	證券代碼	賣超金額 (Mil. VND)
IDC	11,611	MBS	-9,564
PVS	4,159	TNG	-5,590
DHT	2,853	QTC	-5,075
VIG	1,767	TIG	-4,053
SHS	1,619	BVS	-2,183

HNX 外資買/賣超的前 5 名

UPCOM 外資每日買/賣超



證券代碼	買超金額 (Mil. VND)	證券代碼	賣超金額 (Mil. VND)
MCH	16,567	QNS	-3,697
ACV	11,841	PHP	-2,390
MFS	526	BVB	-417
MPC	174	VEA	-390
BSR	122	IFS	-322

UPCOM 外資買/賣超的前 5 名

源: FiinPro - YSVN

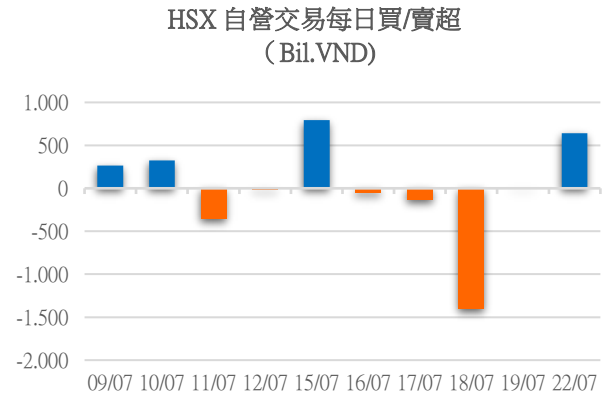


We Create Fortune

自營統計

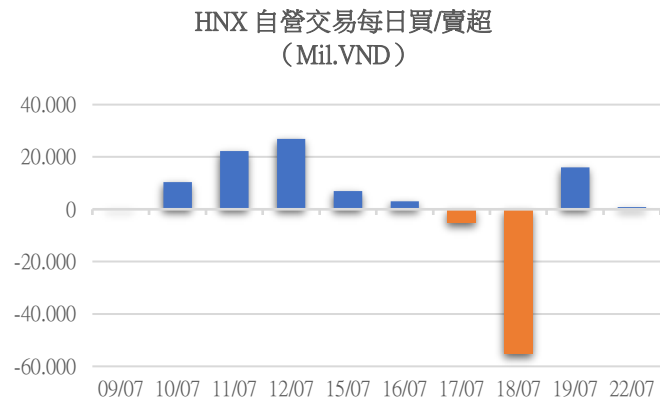
Pm 證券 代碼	買超金額 (Mil.VND)	證券 代碼	賣超金額 (Mil.VND)
VPB	80,066	FUEKIV30	12,929
HPG	58,754	FUEVFNVD	3,342
FPT	52,126	FUEVN100	2,614
STB	48,149	CTS	1,872
MBB	39,446	POW	1,314

HSX 自營交易最大前名



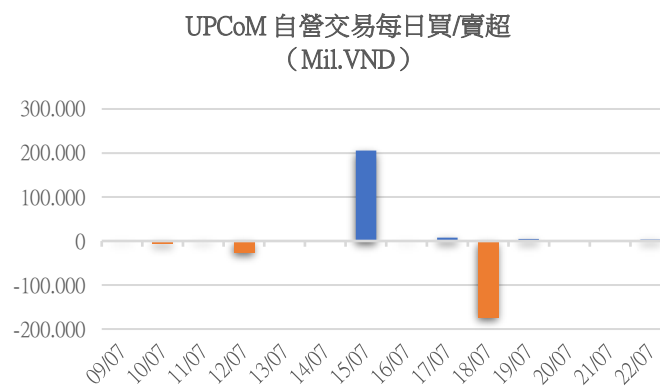
證券 代碼	買超金額 (Mil.VND)	證券 代碼	賣超金額 (Mil.VND)
IDC	5,046	L18	1,277
PVS	996	PVI	1,100
TNG	872	NBC	18

HNX 自營交易最大前名



證券 代碼	買超金額 (Mil.VND)	證券 代碼	賣超金額 (Mil.VND)
BSR	2,666.22		
QTP	453.00		
ACV	355.30		

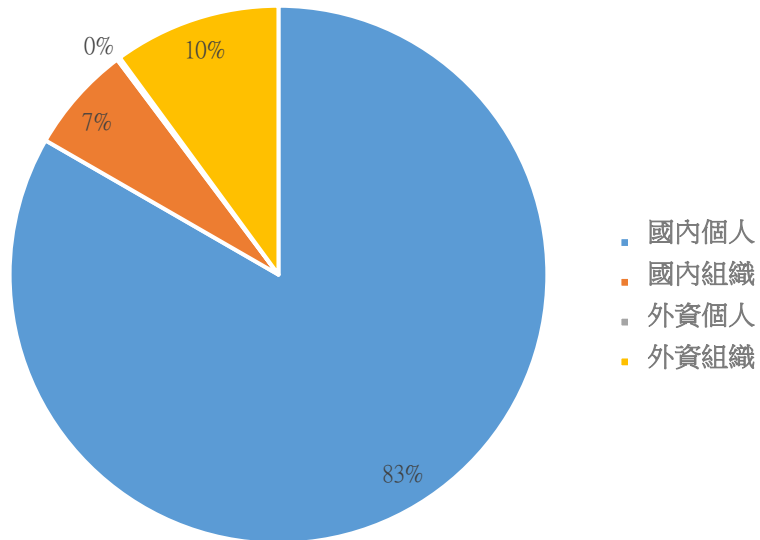
UPCoM 自營交易最大前名





We Create **Fortune**

越南證券市場投資人類別統計

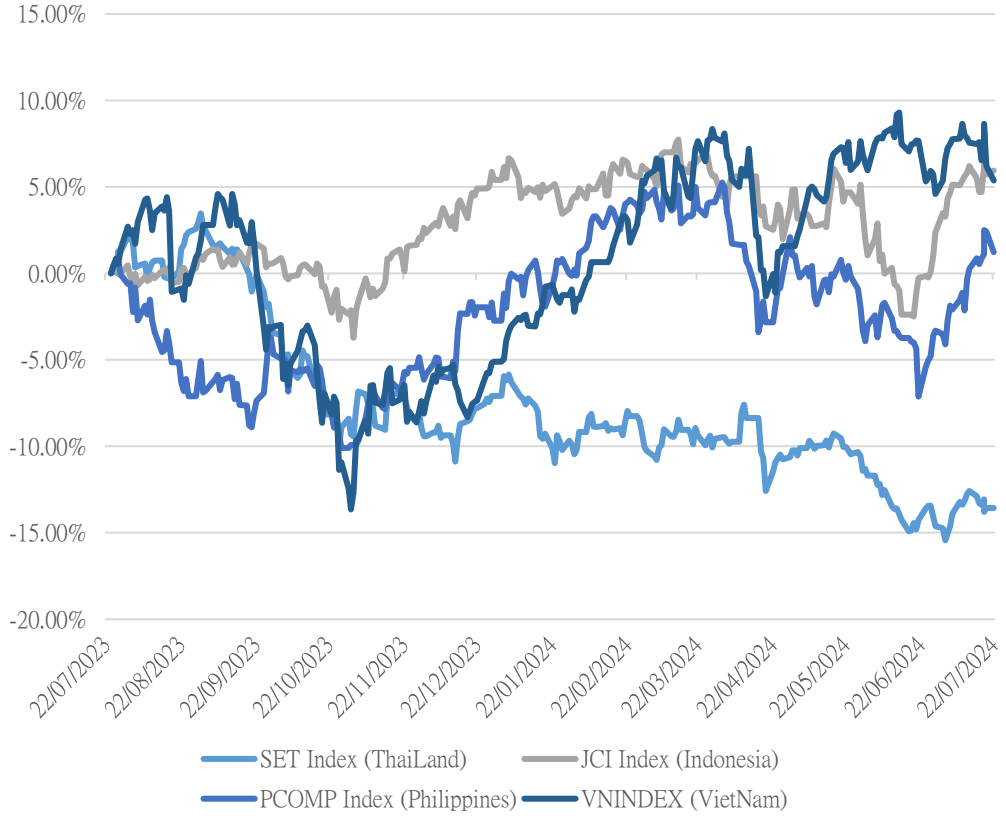


資料源: FiinPro - YSVN



We Create Fortune

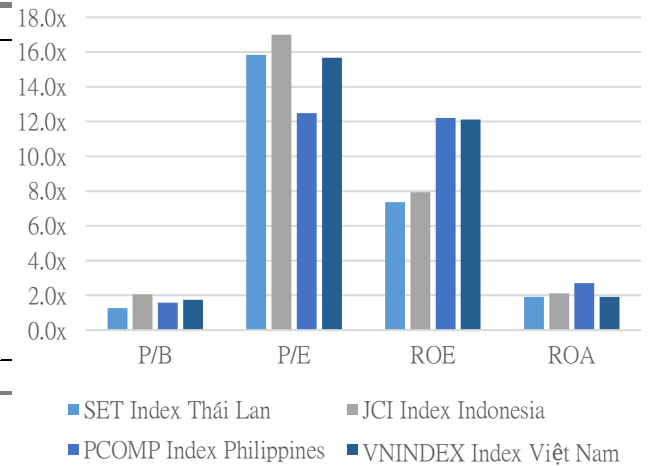
東南亞主要市場走勢比較



東南亞主要市場數據

		Thailand	Indonesia	Philippines	Vietnam
P/B		1.3x	2.1x	1.6x	1.8x
P/E		15.8x	17.0x	12.5x	15.7x
ROE	%	7.37	7.94	12.21	12.12
ROA	%	1.90	2.12	2.71	1.91
Vốn hóa	Tỷ USD	448.53	763.46	159.99	204.47
GTGD	Triệu USD	1.00	0.51	0.09	0.68
LS cổ tức	%	3.54	3.33	2.74	1.73

源: Bloomberg & YSVN





We Create **Fortune**

元大證券（越南）公司

個人客戶分析部

Nguyễn Th ệ Minh
研究分析經理
+84 28 3622 6868 ext 3826
minh.nguyen@yuanta.com.vn

Lý Thị Hi ệ n
研究分析主管
+84 28 3622 6868 ext 3908
hien.ly@yuanta.com.vn

Quách Đức Khánh
研究分析副主管
+84 28 3622 6868 ext 3833
khanh.quach@yuanta.com.vn

Khổng Hữu Hiệp
高級分析專員
+84 28 3622 6868 ext 3912
hiiep.khong@yuanta.com.vn

Nguyễn Trịnh Ngọc Hồng
高級分析專員
+84 28 3622 6868 ext 3832
hong.nguyen@yuanta.com.vn

Phạm Tấn Phát
高級分析專員
+84 28 3622 6868 ext 3880
phat.pham@yuanta.com.vn

個人客戶業務部

Phạm Đắc Thành
北部營業中心經理
+84 28 3622 6868 ext 3416
thanh.pham@yuanta.com.vn

Võ Thị Thu Thủy
平陽分行經理
+84 28 3622 6868 ext 3505
thuy.vo@yuanta.com.vn

Lương Kỳ Ty
堤岸分行經理
+84 28 3622 6868 ext 3653
ty.luong@yuanta.com.vn

Bùi Quốc Phong
同奈分行經理
+84 28 3622 6868 ext 3701
phong.bui@yuanta.com.vn

Võ Đình Tuấn
峴港分行經理
+84 28 3622 6868 ext 3301
tuan.vo@yuanta.com.vn

Nguyễn Việt Quang
河內分行經理
+84 28 3622 6868 ext 3404
quang.nguyen@yuanta.com.vn

Đinh Thị Thu Cúc
頭頓分行經理
+84 28 3622 6868 ext 3203
cuc.dinh@yuanta.com.vn



We Create **Fortune**

Appendix A: Important Disclosures

Analyst Certification

Each research analyst primarily responsible for the content of this research report, in whole or in part, certifies that with respect to each security or issuer that the analyst covered in this report: (1) all of the views expressed accurately reflect his or her personal views about those securities or issuers; and (2) no part of his or her compensation was, is, or will be, directly or indirectly, related to the specific recommendations or views expressed by that research analyst in the research report.

Ratings Definitions

BUY: We have a positive outlook on the stock based on our expected absolute or relative return over the investment period. Our thesis is based on our analysis of the company's outlook, financial performance, catalysts, valuation and risk profile. We recommend investors add to their position.

HOLD-Outperform: In our view, the stock's fundamentals are relatively more attractive than peers at the current price. Our thesis is based on our analysis of the company's outlook, financial performance, catalysts, valuation and risk profile.

HOLD-Underperform: In our view, the stock's fundamentals are relatively less attractive than peers at the current price. Our thesis is based on our analysis of the company's outlook, financial performance, catalysts, valuation and risk profile.

SELL: We have a negative outlook on the stock based on our expected absolute or relative return over the investment period. Our thesis is based on our analysis of the company's outlook, financial performance, catalysts, valuation and risk profile. We recommend investors reduce their position.

Under Review: We actively follow the company, although our estimates, rating and target price are under review.

Restricted: The rating and target price have been suspended temporarily to comply with applicable regulations and/or Yuanta policies.

Note: Yuanta research coverage with a Target Price is based on an investment period of 12 months. Greater China Discovery Series coverage does not have a formal 12 month Target Price and the recommendation is based on an investment period specified by the analyst in the report.

Global Disclaimer

© 2018 Yuanta. All rights reserved. The information in this report has been compiled from sources we believe to be reliable, but we do not hold ourselves responsible for its completeness or accuracy. It is not an offer to sell or solicitation of an offer to buy any securities. All opinions and estimates included in this report constitute our judgment as of this date and are subject to change without notice.

This report provides general information only. Neither the information nor any opinion expressed herein constitutes an offer or invitation to make an offer to buy or sell securities or other investments. This material is prepared for general circulation to clients and is not intended to provide tailored investment advice and does not take into account the individual financial situation and objectives of any specific person who may receive this report. Investors should seek financial advice regarding the appropriateness of investing in any securities, investments or investment strategies discussed or recommended in this report. The information contained in this report has been compiled from sources believed to be reliable but no representation or warranty, express or implied, is made as to its accuracy, completeness or correctness. This report is not (and should not be construed as) a solicitation to act as securities broker or dealer in any jurisdiction by any person or company that is not legally permitted to carry on such business in that jurisdiction.

Yuanta research is distributed in the United States only to Major U.S. Institutional Investors (as defined in Rule 15a-6 under the Securities Exchange Act of 1934, as amended and SEC staff interpretations thereof). All transactions by a US person in the securities mentioned in this report must be effected through a registered broker-dealer under Section 15 of the Securities Exchange Act of 1934, as amended. Yuanta research is distributed in Taiwan by Yuanta Securities Investment Consulting. Yuanta research is distributed in Hong Kong by Yuanta Securities (Hong Kong) Co. Limited, which is licensed in Hong Kong by the Securities and Futures Commission for regulated activities, including Type 4 regulated activity (advising on securities). In Hong Kong, this research report may not be redistributed, retransmitted or disclosed, in whole or in part or and any form or manner, without the express written