

## 當日市場：銀行股強勢調整

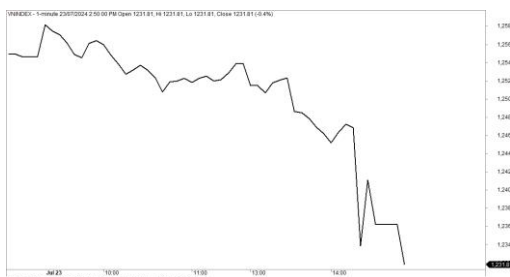
2024/07/24

### 市場走勢

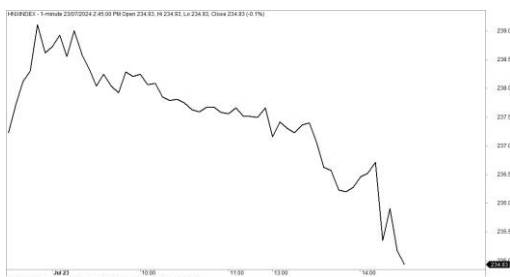
市場指數	VNI	HNI	UPCOM
收盤	1,231.81	234.60	94.40
%日	-1.82%	-1.59%	-1.31%
%週	-3.85%	-4.21%	-3.93%
%月	-3.92%	-3.99%	-6.14%
%年	3.87%	-0.16%	7.09%
<b>成交值(Bil.VND)</b>			
當日	18,038	1,238	1,162
日均量/週	21,194	1,546	1,291
日均量/月	18,927	1,373	1,317
<b>外資進出</b>			
買進	1,569.29	41.46	24.05
賣出	1,696.34	74.31	23.12
買賣超	-127.05	-32.86	0.93
<b>市場漲跌家數</b>			
上漲	64	47	125
下跌	290	125	200
持平	64	146	578
<b>市場指標</b>			
P/E	13.82	17.35	24.38
總市值 (兆盾)	5,050	327	1,447
股息殖利 <sup>2</sup>	3.81%	3.18%	4.69%

資料源: Bloomberg - YSVN

### VNINDEX



### HNIINDEX



### 市場走勢

市場在大部分交易時段在窄幅波動，但突然大幅下跌至午尾盤的交易日，銀行股被強勁拋售。VN-Index 收盤下跌 1.82%，止於 1231.81 點，HNX-Index 下跌 1.59%，Upcom-Index 下跌 1.31%。與前一交易日相比，3 大市場的交易額小幅下降達到 20 兆 4,380 億越南盾。

銀行股再次強勢調整如 ACB、CTG、BID、MBB、STB、TPB 下跌超過 3%。此外，拋售壓力仍維持在先前大幅下跌的股票，如 GVR (-6.56%)、MSN (-1.66%)、POW (-4.46%) 或 MWG (-4.29%) 等。相反，FPT (1.13%)、SSB (1.42%)、VNM (0.76%)、VIC (0.25%) 逆勢而言。VN30-Index 的寬度有 24 檔下跌股和 5 檔下跌股。

除了銀行股外，零售、化學品和畜牧股也被強勁拋售，而運輸 (VOS、GMD) 在當日的交易中則較為平衡。

外資再次賣超超過 1,540 億越南盾，其中 DGC (1,280 億)、TCH (310 億)、VHM (290 億) 在被拋售的榜首。相反，VNM (1000 億)、VCB (400 億)、BCM (330 億) 在買超方面領先。

### 市場短期觀點

我們認為市場可能會出現復甦期，以重新測試 VN-Index 的 1,240 點。同時，短期風險出現增加跡象，儘管許多股票已下跌至超賣區域，市場可能會出現技術復甦期。短期情緒指標持續大幅下跌，顯示投資者處於更加悲觀態度。VN-Index 最近的支撐位是 1,200 - 1,210 點。

大盤的短期走勢中性至下跌。因此，我們建議短期投資者可以重組股票比例，並優先考慮特有現金。同時，投資者應防禦性，並在此期間不要購買新的。

請在 <https://ysradar.yuanta.com.vn/> 查看有關股票的信號。

We Create Fortune

技術分析圖



指數技術分析圖 VN-Index



指數技術分析圖 HNX-Index

指數	短期趨勢	中期趨勢	阻力區 1	阻力區 2	支撐區 1	支撐區 2
VN-Index	下跌	上漲	1300	1330	870	800
HNX-Index	下跌	上漲	260	306	189	160
VN30	下跌	上漲	1336	1350	980	960
VNMidcaps	下跌	上漲	1280	1250	963	900
VNSmallcaps	下跌	上漲	1250	1250	804	750

We Create Fortune

胡志明市交易所 (HSX)

	收盤	漲跌%
VNI	1231.81	-1.82%
VN30	1278.67	-1.59%
VN Mid	1872.83	-2.01%
VN Small	1440.13	-2.12%

河內交易所 (HSX)

	收盤	漲跌%
HNI	234.6	-1.59%
HN30	511.57	-2.35%
VNX AllSh	1282.58	-1.74%

UPCOM 市場 (UPCoM)

	收盤	漲跌%
UPCoM	94.4	-1.31%

外資交易	成交值 (Bil.VND)
買進	1569.29091
賣出	1696.34165
買超/賣超	-127.050743

外資交易	成交值 (Bil.VND)
買進	41.46
賣出	74.31
買超/賣超	-32.86

外資交易	成交值 (Bil.VND)
買進	24.05
賣出	23.12
買超/賣超	0.93

上漲排名/股碼	漲跌(VND)	漲跌%
ITD	950	6.81%
VPI	3000	4.69%
TDM	1600	3.31%
HTG	950	2.38%
TCO	300	2.34%

上漲排名/股碼	漲跌(VND)	漲跌%
LIG	100	2.70%
KSV	400	1.08%
DHT	500	0.70%
MST	0	0.00%
PPT	0	0.00%

上漲排名/股碼	漲跌(VND)	漲跌%
PIV	8436831	11.76%
SNZ	0	9.72%
DGT	38658300	4.43%
GPC	0	2.64%
KLB	109582637	2.23%

下跌排名/股碼	漲跌(VND)	漲跌%
CSV	-2550	-7.00%
PET	-1950	-6.99%
QCG	-590	-6.99%
HVN	-1700	-6.98%
STK	-2250	-6.98%

下跌排名/股碼	漲跌(VND)	漲跌%
CMS	-1700	-9.77%
TTH	-300	-8.11%
BNA	-900	-7.44%
VC7	-700	-6.93%
BVS	-2600	-6.84%

下跌排名/股碼	漲跌(VND)	漲跌%
VGI	-11512	-13.53%
SRT	-1264	-9.16%
HRT	-1246	-9.03%
PSB	-569	-8.13%
TVN	-722	-7.52%

\*備註：市值>5,000 億盾；成交值>15 億盾

市值排名/股碼	Bil.VND
VCB	489,045,485
BID	262,220,051
FPT	183,286,232
HPG	177,815,756
GAS	176,389,620

市值排名/股碼	Bil.VND
PVS	19,357,635
IDC	19,073,996
HUT	14,815,699
SHS	13,904,980
MBS	13,654,367

市值排名/股碼	Bil.VND
ACV	231,692,835
VGI	223,987,979
MCH	140,179,373
BSR	67,538,183
VEA	55,416,275

交易量排名/股碼	成交值	30 日均
MBB	50,646,200	20,519,131
VIX	31,441,600	12,927,112
SHB	23,141,208	26,181,377
MSB	19,816,200	11,945,393
VPB	17,890,003	24,762,367

交易量排名/股碼	成交值	30 日均
SHS	124,050,817,800	9,580,020
MBS	197,990,364,900	3,823,693
HUT	23,637,963,200	2,554,166
CEO	48,143,010,100	4,282,726
GKM	190,960,000	2,196,245

交易量排名/股碼	成交值	30 日均
BSR	274,250,732,500	9,681,723
BVB	116,840,269,600	2,693,780
VGTT	63,090,416,800	4,092,988
DVN	7,205,614,800	324,797
VGI	190,253,730,100	1,028,927

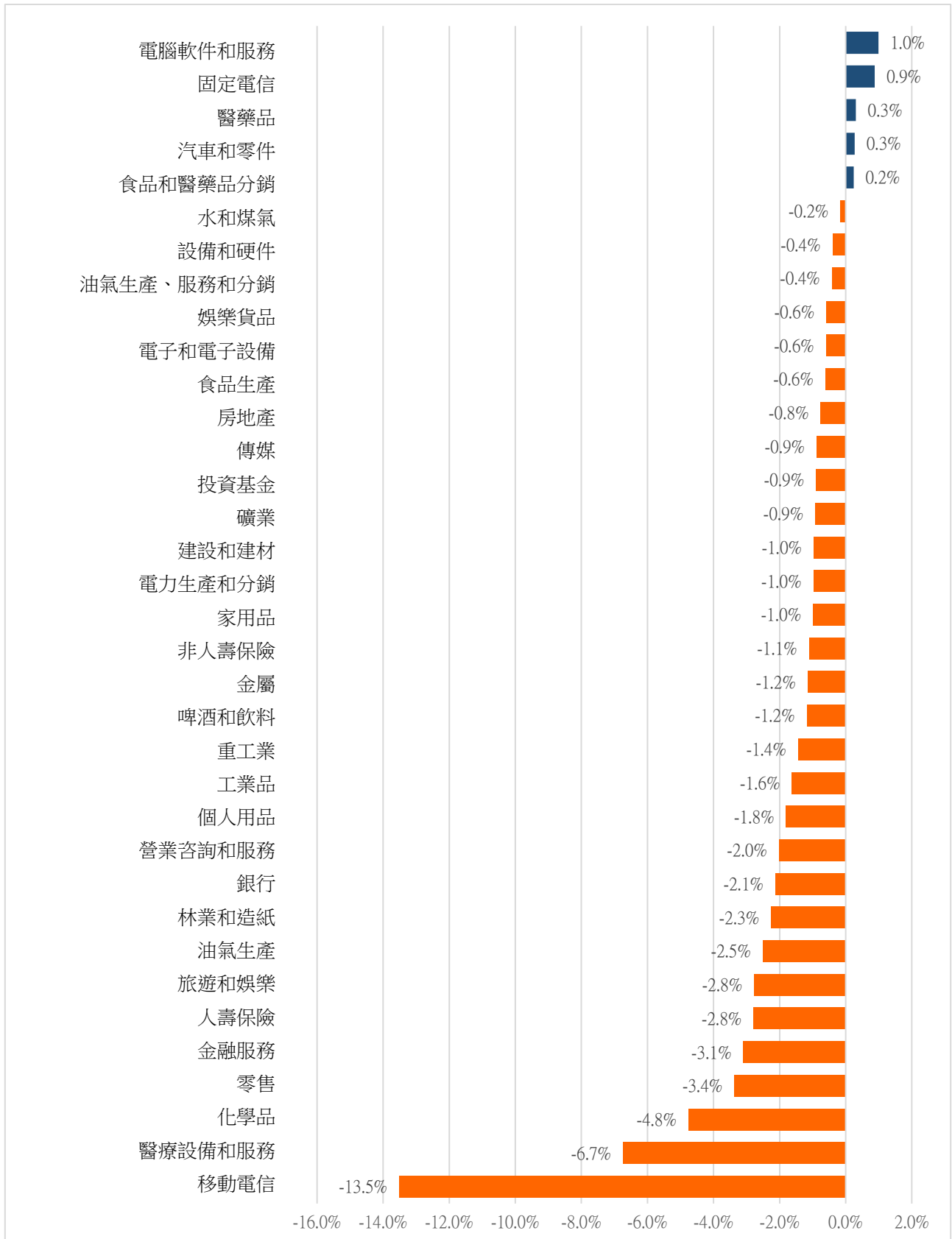
資料源: Bloomberg & Yuanta Research

資料源: Bloomberg & Yuanta Research

資料源: Bloomberg & Yuanta Research

We Create Fortune

### 各行業板塊的交易走勢



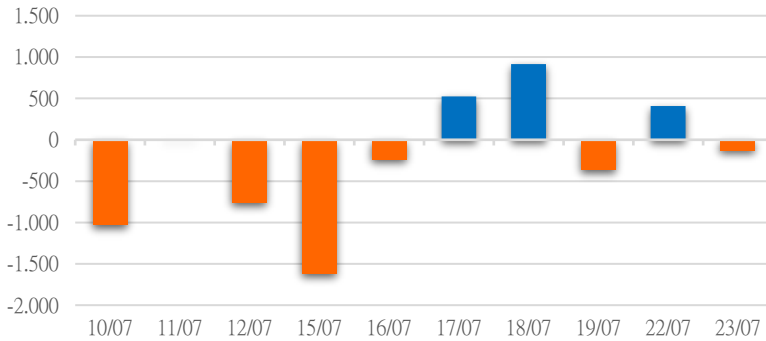
資料源: FiinPro - YSVN



We Create Fortune

## 外資買進賣統計

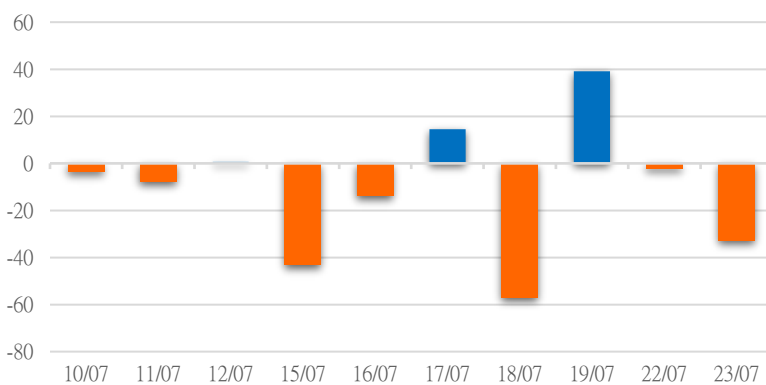
HSX 外資每日買/賣超



證券代碼	買超金額 (Mil. VND)	證券代碼	賣超金額 (Mil. VND)
VNM	99,567	DGC	-129,165
VCB	40,517	TCH	-30,706
BCM	32,876	VHM	-29,278
BID	26,558	FUEVFN	-26,991
FUESSVFL	21,168	DXG	-24,868

HSX 外資買/賣超的前 5 名

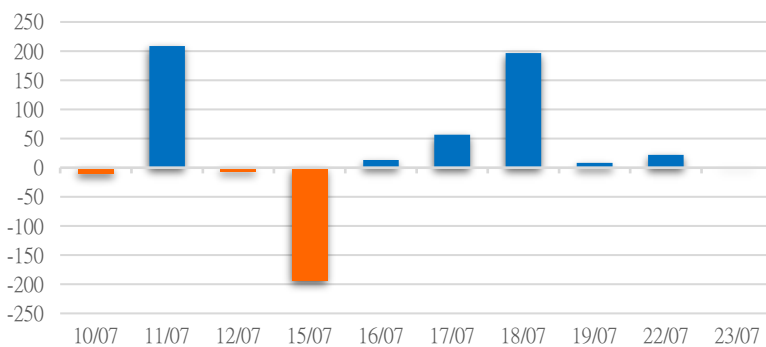
HNX 外資每日買/賣超



證券代碼	買超金額 (Mil. VND)	證券代碼	賣超金額 (Mil. VND)
MBS	10,752	LAS	-17,916
PVS	5,090	IDC	-10,797
TNG	4,794	DTD	-8,639
CEO	1,092	SHS	-6,926
IVS	1,051	VGS	-5,159

HNX 外資買/賣超的前 5 名

UPCOM 外資每日買/賣超



證券代碼	買超金額 (Mil. VND)	證券代碼	賣超金額 (Mil. VND)
MCH	8,786	BSR	-6,793
VEA	4,399	DDV	-2,694
VRG	238	ACV	-1,692
MFS	230	LTG	-1,077
CNC	123	PHP	-342

UPCOM 外資買/賣超的前 5 名

源: FiinPro - YSVN

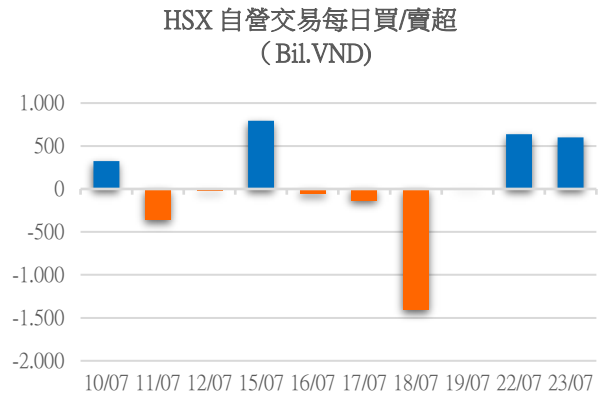


We Create **Fortune**

## 自營統計

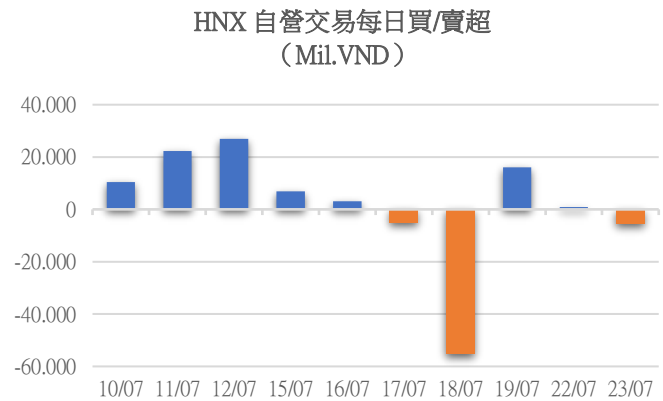
Pm 證券 代碼	買超金額 (Mil.VND)	證券 代碼	賣超金額 (Mil.VND)
STB	56,183	LPB	8,142
FPT	45,359	BVH	5,352
TCB	44,960	DCM	4,386
VPB	43,325	HDG	4,258
MWG	42,389	GAS	3,426

HSX 自營交易最大前名



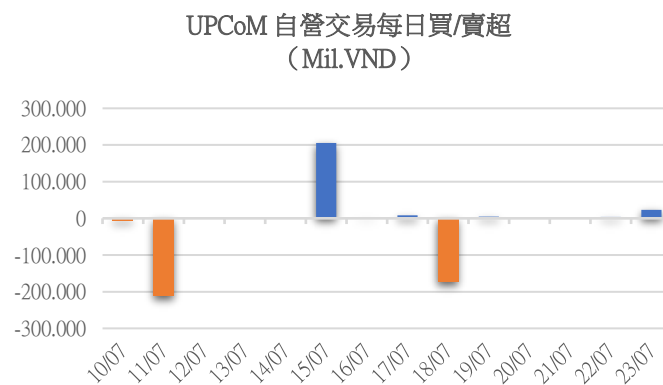
證券 代碼	買超金額 (Mil.VND)	證券 代碼	賣超金額 (Mil.VND)
IDC	6,982	TNG	348
PVS	1,611	PVI	248
		L18	123
		NBC	102

HNX 自營交易最大前名



證券 代碼	買超金額 (Mil.VND)	證券 代碼	賣超金額 (Mil.VND)
BSR	18,948.32	QTP	462

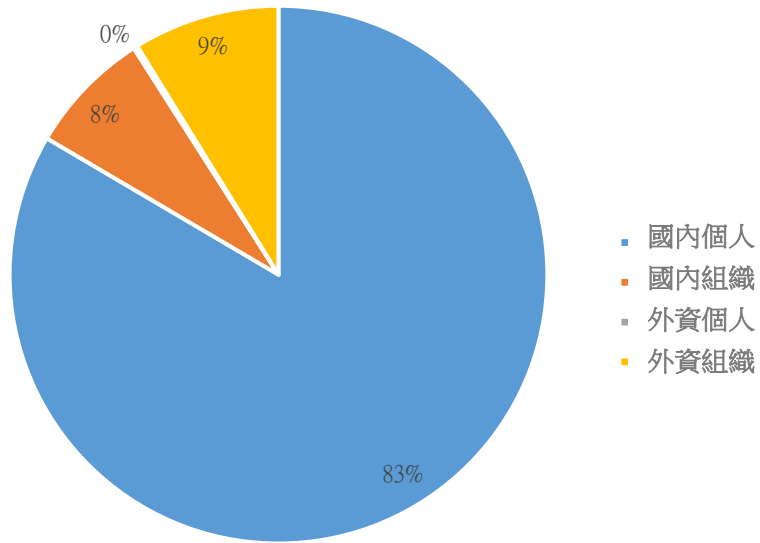
UPCoM 自營交易最大前名





We Create **Fortune**

### 越南證券市場投資人類別統計

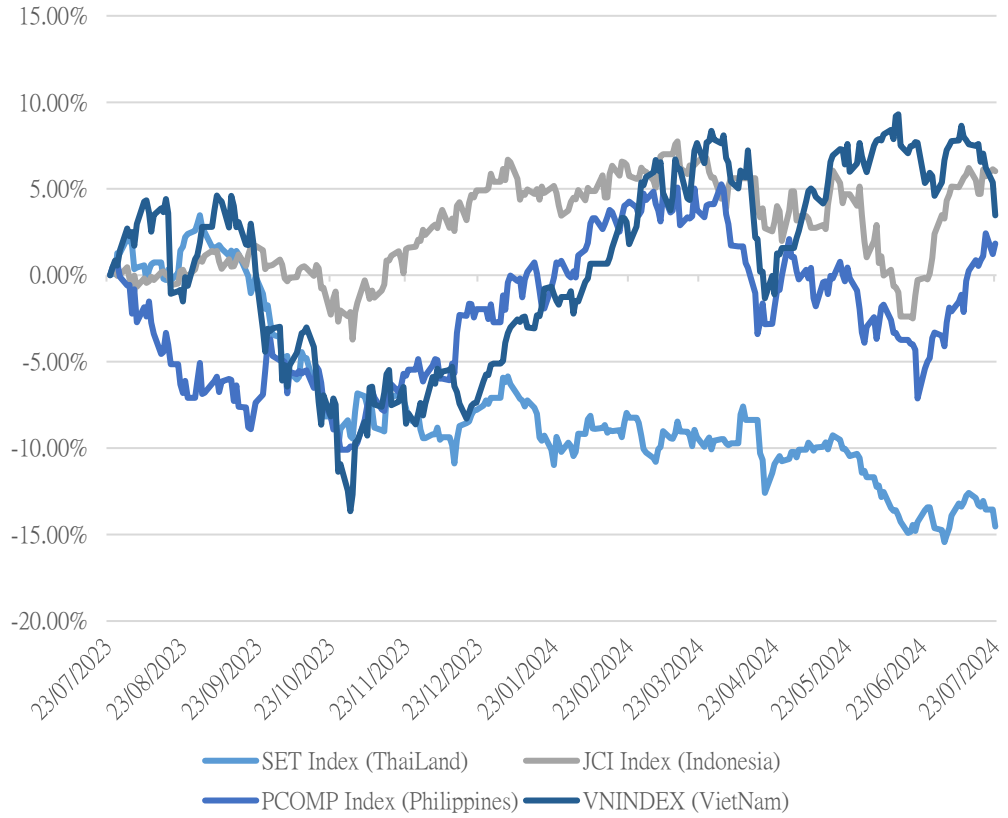


資料源: FiinPro - YSVN



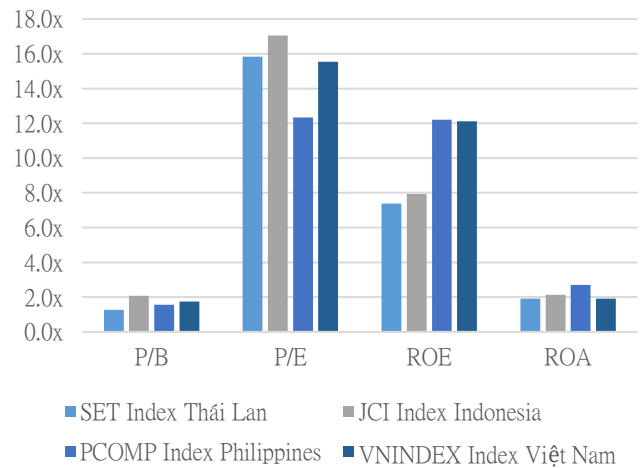
We Create Fortune

### 東南亞主要市場走勢比較



		Thailand	Indonesia	Philippines	Vietnam
P/B		1.3x	2.1x	1.6x	1.7x
P/E		15.8x	17.1x	12.3x	15.5x
ROE	%	7.37	7.94	12.21	12.12
ROA	%	1.90	2.12	2.71	1.91
Vốn hóa	Tỷ USD	448.87	767.35	157.97	202.65
GTGD	Triệu USD	1.00	0.46	0.09	0.75
LS cổ tức	%	3.58	3.33	2.72	1.76

源: Bloomberg & YSVN







We Create **Fortune**

## 元大證券（越南）公司

### 個人客戶分析部

**Nguyễn Th ệ Minh**  
研究分析經理  
+84 28 3622 6868 ext 3826  
minh.nguyen@yuanta.com.vn

**Lý Thị Hi ệ n**  
研究分析主管  
+84 28 3622 6868 ext 3908  
hien.ly@yuanta.com.vn

**Quách Đức Khánh**  
研究分析副主管  
+84 28 3622 6868 ext 3833  
khanh.quach@yuanta.com.vn

**Khổng Hữu Hiệp**  
高級分析專員  
+84 28 3622 6868 ext 3912  
hiep.khong@yuanta.com.vn

**Nguyễn Trịnh Ngọc Hồng**  
高級分析專員  
+84 28 3622 6868 ext 3832  
hong.nguyen@yuanta.com.vn

**Phạm Tấn Phát**  
高級分析專員  
+84 28 3622 6868 ext 3880  
phat.pham@yuanta.com.vn

### 個人客戶業務部

**Phạm Đắc Thành**  
北部營業中心經理  
+84 28 3622 6868 ext 3416  
thanh.pham@yuanta.com.vn

**Võ Thị Thu Thủy**  
平陽分行經理  
+84 28 3622 6868 ext 3505  
thuy.vo@yuanta.com.vn

**Lương Kỳ Ty**  
堤岸分行經理  
+84 28 3622 6868 ext 3653  
ty.luong@yuanta.com.vn

**Bùi Quốc Phong**  
同奈分行經理  
+84 28 3622 6868 ext 3701  
phong.bui@yuanta.com.vn

**Võ Đình Tuấn**  
峴港分行經理  
+84 28 3622 6868 ext 3301  
tuan.vo@yuanta.com.vn

**Nguyễn Việt Quang**  
河內分行經理  
+84 28 3622 6868 ext 3404  
quang.nguyen@yuanta.com.vn

**Đinh Thị Thu Cúc**  
頭頓分行經理  
+84 28 3622 6868 ext 3203  
cuc.dinh@yuanta.com.vn



We Create **Fortune**

## Appendix A: Important Disclosures

### Analyst Certification

Each research analyst primarily responsible for the content of this research report, in whole or in part, certifies that with respect to each security or issuer that the analyst covered in this report: (1) all of the views expressed accurately reflect his or her personal views about those securities or issuers; and (2) no part of his or her compensation was, is, or will be, directly or indirectly, related to the specific recommendations or views expressed by that research analyst in the research report.

### Ratings Definitions

**BUY:** We have a positive outlook on the stock based on our expected absolute or relative return over the investment period. Our thesis is based on our analysis of the company's outlook, financial performance, catalysts, valuation and risk profile. We recommend investors add to their position.

**HOLD-Outperform:** In our view, the stock's fundamentals are relatively more attractive than peers at the current price. Our thesis is based on our analysis of the company's outlook, financial performance, catalysts, valuation and risk profile.

**HOLD-Underperform:** In our view, the stock's fundamentals are relatively less attractive than peers at the current price. Our thesis is based on our analysis of the company's outlook, financial performance, catalysts, valuation and risk profile.

**SELL:** We have a negative outlook on the stock based on our expected absolute or relative return over the investment period. Our thesis is based on our analysis of the company's outlook, financial performance, catalysts, valuation and risk profile. We recommend investors reduce their position.

**Under Review:** We actively follow the company, although our estimates, rating and target price are under review.

**Restricted:** The rating and target price have been suspended temporarily to comply with applicable regulations and/or Yuanta policies.

Note: Yuanta research coverage with a Target Price is based on an investment period of 12 months. Greater China Discovery Series coverage does not have a formal 12 month Target Price and the recommendation is based on an investment period specified by the analyst in the report.

### Global Disclaimer

© 2018 Yuanta. All rights reserved. The information in this report has been compiled from sources we believe to be reliable, but we do not hold ourselves responsible for its completeness or accuracy. It is not an offer to sell or solicitation of an offer to buy any securities. All opinions and estimates included in this report constitute our judgment as of this date and are subject to change without notice.

This report provides general information only. Neither the information nor any opinion expressed herein constitutes an offer or invitation to make an offer to buy or sell securities or other investments. This material is prepared for general circulation to clients and is not intended to provide tailored investment advice and does not take into account the individual financial situation and objectives of any specific person who may receive this report. Investors should seek financial advice regarding the appropriateness of investing in any securities, investments or investment strategies discussed or recommended in this report. The information contained in this report has been compiled from sources believed to be reliable but no representation or warranty, express or implied, is made as to its accuracy, completeness or correctness. This report is not (and should not be construed as) a solicitation to act as securities broker or dealer in any jurisdiction by any person or company that is not legally permitted to carry on such business in that jurisdiction.

Yuanta research is distributed in the United States only to Major U.S. Institutional Investors (as defined in Rule 15a-6 under the Securities Exchange Act of 1934, as amended and SEC staff interpretations thereof). All transactions by a US person in the securities mentioned in this report must be effected through a registered broker-dealer under Section 15 of the Securities Exchange Act of 1934, as amended. Yuanta research is distributed in Taiwan by Yuanta Securities Investment Consulting. Yuanta research is distributed in Hong Kong by Yuanta Securities (Hong Kong) Co. Limited, which is licensed in Hong Kong by the Securities and Futures Commission for regulated activities, including Type 4 regulated activity (advising on securities). In Hong Kong, this research report may not be redistributed, retransmitted or disclosed, in whole or in part or and any form or manner, without the express written