

當日市場：VIC 幫助市場的下跌動能放緩

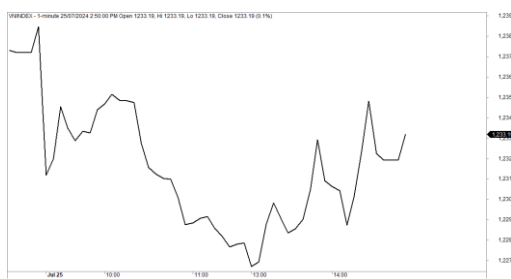
2024/07/26

市場走勢

市場指數	VNI	HNI	UPCOM
收盤	1,233.19	235.25	94.51
%日	-0.43%	-0.39%	-0.02%
%週	-3.24%	-2.99%	-3.18%
%月	-1.86%	-2.06%	-4.37%
%年	3.12%	-0.71%	6.69%
成交值(Bil.VND)			
當日	11,699	784	546
日均量/週	17,430	1,300	948
日均量/月	17,847	1,312	1,210
外資進出			
買進	1,658.51	37.30	28.28
賣出	2,148.08	29.49	19.23
買賣超	-489.57	7.82	9.05
市場漲跌家數			
上漲	120	58	172
下跌	201	103	136
持平	97	157	595
市場指標			
P/E	13.81	17.25	24.31
總市值 (兆盾)	5,056	328	1,459
股息殖利 ²	3.03%	3.18%	4.72%

資料源: Bloomberg - YSVN

VNINDEX



HNIINDEX



市場走勢

市場持續下跌，但波動收窄，隨著 VIC 股復甦幫助市場放緩下跌。VN-Index 收盤仍下跌 0.43%，至於 1233.19 點，HNX-Index 下跌 0.39%，Upcom-Index 相當下跌。3 大市場的交易額大幅下降至 13 兆 290 億越南盾。

VIC (1.71%) 上漲幫助市場的跌幅走弱。此外，BCM (3.29%)、BVH (1.77%)、GVR (0.92%) 是當日的 VN30-Index 中的上漲股票。相反，許多藍籌股仍相當下跌如 HPG、CTG、POW、SAB、SSI、STB、TCB、VRE 等，則導致 VN30-Index 收盤下跌 0.65%。其中有 4 檔上漲股和 22 檔下跌股。

在行業板塊方面，運輸 (VTO、VOS、HAH)、化學品 (CSV、DCM、DPM、DGC)、畜牧 (DBC、BAF、VLC) 反轉上漲。相反，金融股和鋼鐵股繼續下跌。

外資出現買賣交替，則賣超超過 4,720 億越南盾，其中 SSI (1,680 億)、TLG (660 億)、VHM (600 億) 在位居賣超的榜首。相反，SBT (720 億)、FPT (250 億)、BID (180 億) 在買超方面領先。

市場短期觀點

我們認為市場在下一交易日可能仍在當前水平附近出現震盪，並處於漲跌交替的階段。同時，儘管跌幅在接近尾盤收窄，但成交量仍然較低，顯示投資者尚未完全準備好回歸市場。但流動性低經常出現在市場底部，但市場的拋售壓力只在一個交易日減少，反轉訊號並不完全令人信服。

投機性現金流出現回歸跡象，尤其集中小型股和房地產股，但這兩類股票尚未出現反轉跡象。同時，大型股的短期走勢仍維持下跌。因此，我們建議投資者可以在投資組合繼續持有約 30% 的低股票比例，並在此期間不宜買進新股。

請在 <https://ysradar.yuanta.com.vn/> 查看有關股票的信號。

We Create Fortune

技術分析圖



指數技術分析圖 VN-Index



指數技術分析圖 HNX-Index

指數	短期趨勢	中期趨勢	阻力區 1	阻力區 2	支撐區 1	支撐區 2
VN-Index	下跌	上漲	1300	1330	870	800
HNX-Index	下跌	上漲	260	306	189	160
VN30	下跌	上漲	1336	1350	980	960
VNMidcaps	下跌	上漲	1280	1250	963	900
VNSmallcaps	下跌	上漲	1250	1250	804	750



We Create Fortune

胡志明市交易所 (HSX)

	收盤	漲跌%
VNI	1233.19	-0.43%
VN30	1272.18	-0.65%
VN Mid	1884.95	-0.49%
VN Small	1455.91	-0.15%

河內交易所 (HSX)

	收盤	漲跌%
HNI	235.25	-0.39%
HN30	513.63	-0.42%
VNX AllSh	1281.61	-0.57%

UPCOM 市場 (UPCoM)

	收盤	漲跌%
UPCoM	94.51	-0.02%

外資交易	成交值 (Bil.VND)
買進	1658.50936
賣出	2148.07671
買超/賣超	-489.56735

外資交易	成交值 (Bil.VND)
買進	37.30
賣出	29.49
買超/賣超	7.82

外資交易	成交值 (Bil.VND)
買進	28.28
賣出	19.23
買超/賣超	9.05

上漲排名/ 股碼	漲跌(VND)	漲跌%
TTA	700	7.00%
TDC	700	6.67%
HTG	2300	5.65%
SAV	1150	5.39%
LHG	2100	5.33%

上漲排名/ 股碼	漲跌(VND)	漲跌%
NTP	3700	6.46%
NAG	500	4.55%
SLS	6100	3.24%
C69	200	2.94%
DVM	300	2.91%

上漲排名/ 股碼	漲跌(VND)	漲跌%
VGI	0	10.42%
MVN	0	8.76%
PSB	0	7.84%
MML	320513499	7.40%
TTN	17942975	6.17%

下跌排名/ 股碼	漲跌(VND)	漲跌%
LDG	-180	-6.95%
HVN	-1500	-6.91%
RDP	-200	-6.76%
CSM	-750	-5.24%
SMC	-700	-4.67%

下跌排名/ 股碼	漲跌(VND)	漲跌%
TTH	-200	-5.88%
PVI	-2200	-4.10%
TVC	-400	-3.70%
SHS	-400	-2.35%
IDC	-1200	-2.06%

下跌排名/ 股碼	漲跌(VND)	漲跌%
DFP	-401	-4.72%
DGT	-350	-4.17%
BCR	-131	-2.18%
SBS	-84	-1.42%
GDA	-374	-1.30%

*備註：市值>5,000 億盾；成交值>15 億盾

市值排名/ 股碼	Bil.VND
VCB	487,927,667
BID	262,220,051
FPT	182,556,008
GAS	176,389,620
HPG	174,937,443

市值排名/ 股碼	Bil.VND
PVS	19,596,618
IDC	18,809,996
HUT	14,815,699
THD	13,667,499
SHS	13,498,402

市值排名/ 股碼	Bil.VND
ACV	240,289,612
VGI	221,482,922
MCH	139,864,387
BSR	67,252,937
MVN	56,018,235

交易量排名/ 股碼	成交值	30 日均
MBB	23,289,800	21,678,943
SSI	16,462,301	9,476,681
VIC	14,411,200	3,064,846
VRE	14,310,000	12,356,978
HPG	13,419,700	18,420,632

交易量排名/ 股碼	成交值	30 日均
SHS	135,870,664,000	8,766,619
CEO	38,573,923,300	4,255,401
GKM	3,058,196,000	2,221,461
MBS	56,919,802,500	3,736,444
PVS	60,936,785,900	2,759,237

交易量排 名/股碼	成交值	30 日均
BSR	114,202,036,300	9,346,421
BVB	30,886,012,600	3,118,283
BCR	12,292,828,600	2,313,633
DDV	28,930,007,600	2,509,009
VGT	20,803,854,500	4,070,287

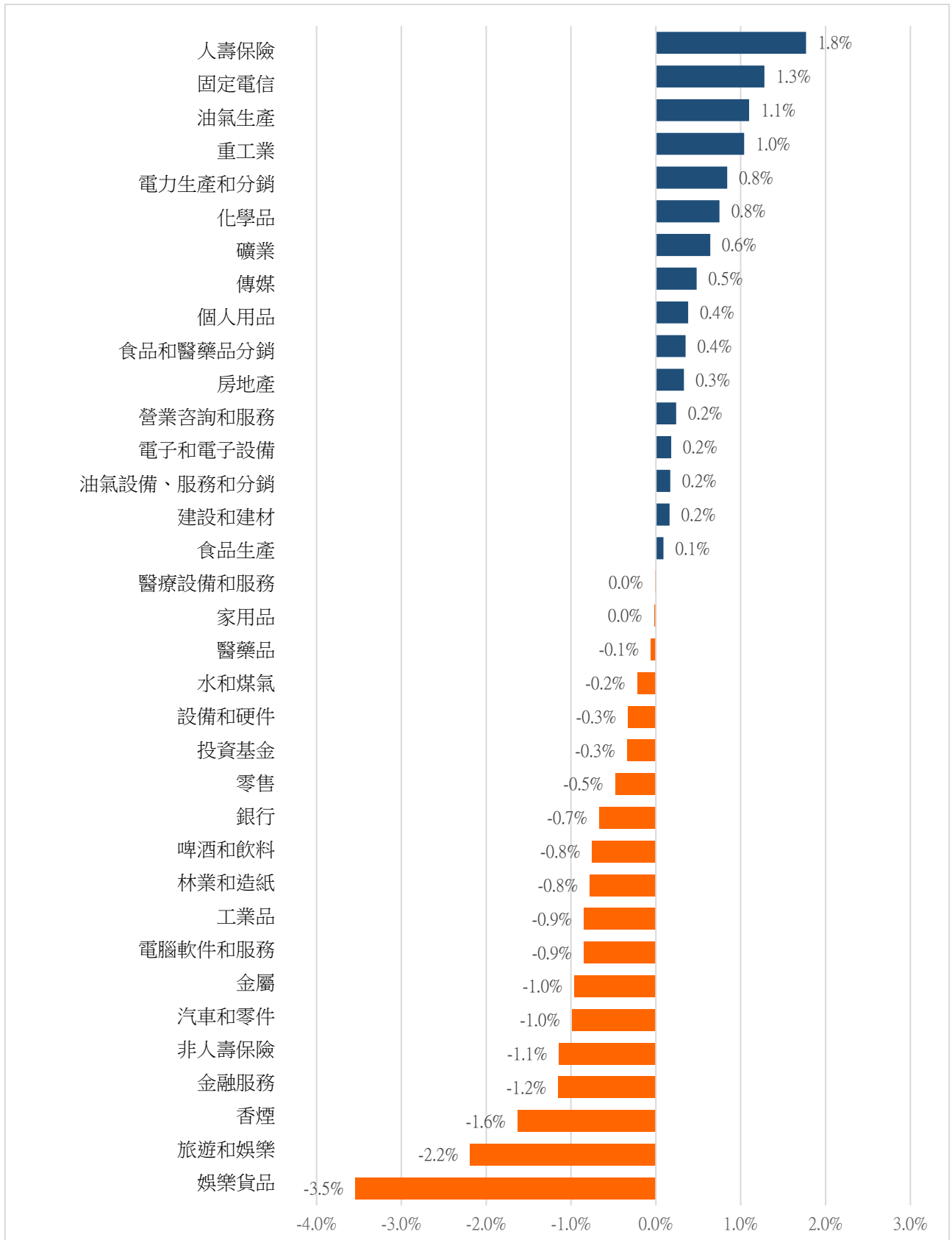
資料源: Bloomberg & Yuanta Research

資料源: Bloomberg & Yuanta Research

資料源: Bloomberg & Yuanta Research

We Create Fortune

各行業板塊的交易走勢



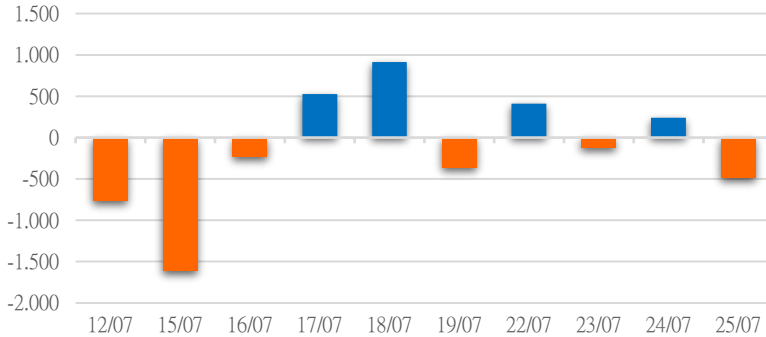
資料源: FiinPro - YSVN



We Create Fortune

外資買進賣統計

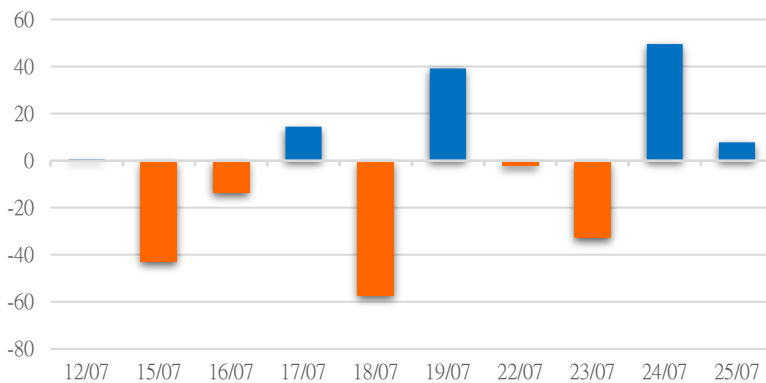
HSX 外資每日買/賣超



證券代碼	買超金額 (Mil.VND)	證券代碼	賣超金額 (Mil.VND)
SBT	75,876	SSI	-168,437
FPT	24,632	TLG	-71,138
BID	18,047	VHM	-60,232
FRT	13,535	HPG	-39,240
FUESSVFL	12,194	VPB	-23,712

HSX 外資買/賣超的前 5 名

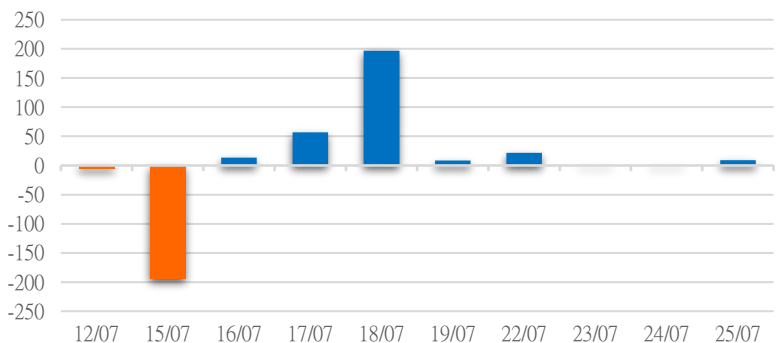
HNX 外資每日買/賣超



證券代碼	買超金額 (Mil.VND)	證券代碼	賣超金額 (Mil.VND)
PVS	14,218	CEO	-3,462
NTP	4,959	LAS	-2,676
MBS	2,496	PVI	-2,127
DHT	903	VGS	-1,715
VTZ	615	DTD	-1,579

HNX 外資買/賣超的前 5 名

UPCOM 外資每日買/賣超



證券代碼	買超金額 (Mil.VND)	證券代碼	賣超金額 (Mil.VND)
BSR	7,219	PHP	-2,381
ACV	4,405	MML	-345
CMF	421	LTG	-276
MCH	257	AGX	-189
QTP	134	QNS	-131

UPCOM 外資買/賣超的前 5 名

源: FiinPro - YSVN

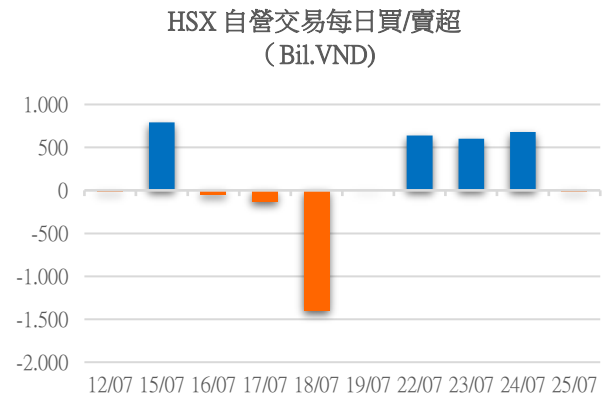


We Create Fortune

自營統計

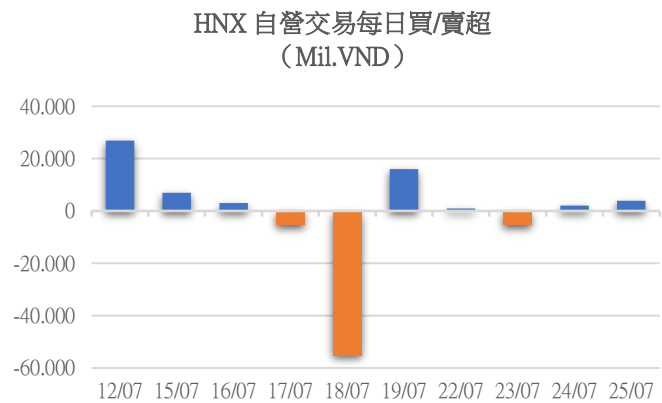
證券代碼	買超金額 (Mil.VND)	證券代碼	賣超金額 (Mil.VND)
TLG	41,636	HPG	28,727
MBB	32,494	MWG	15,614
E1VFN30	25,969	VHM	15,093
VCB	9,371	STB	12,118
VCI	4,708	FPT	10,868

HSX 自營交易最大前名



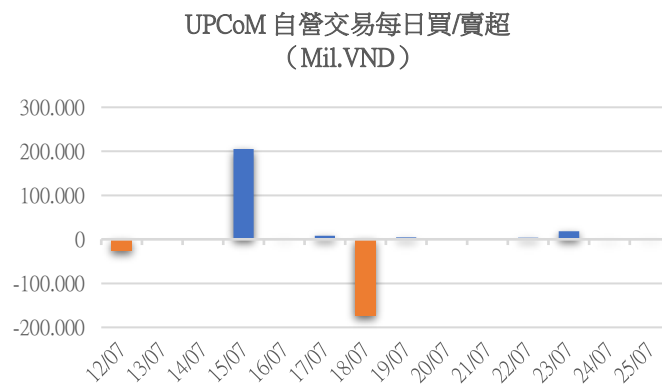
證券代碼	買超金額 (Mil.VND)	證券代碼	賣超金額 (Mil.VND)
		L18	235
		IDC	178
		PVS	15

HNX 自營交易最大前名



證券代碼	買超金額 (Mil.VND)	證券代碼	賣超金額 (Mil.VND)
		ACV	14,967
		BSR	2,174

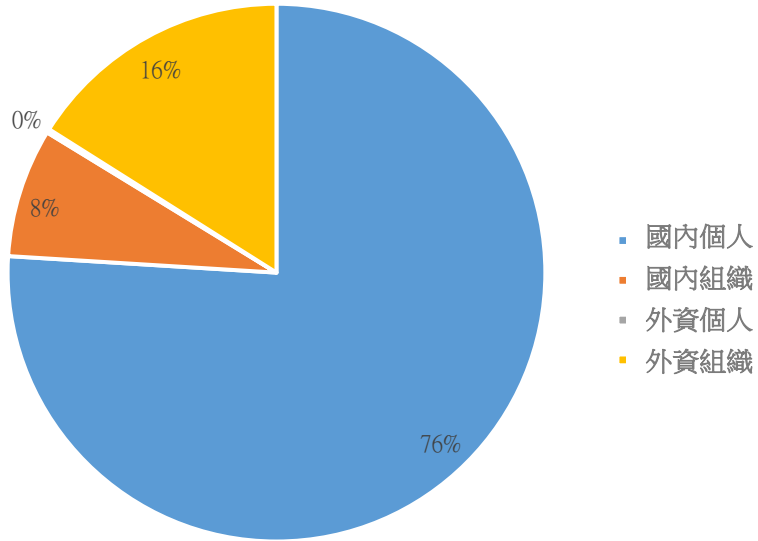
UPCoM 自營交易最大前名





We Create **Fortune**

越南證券市場投資人類別統計

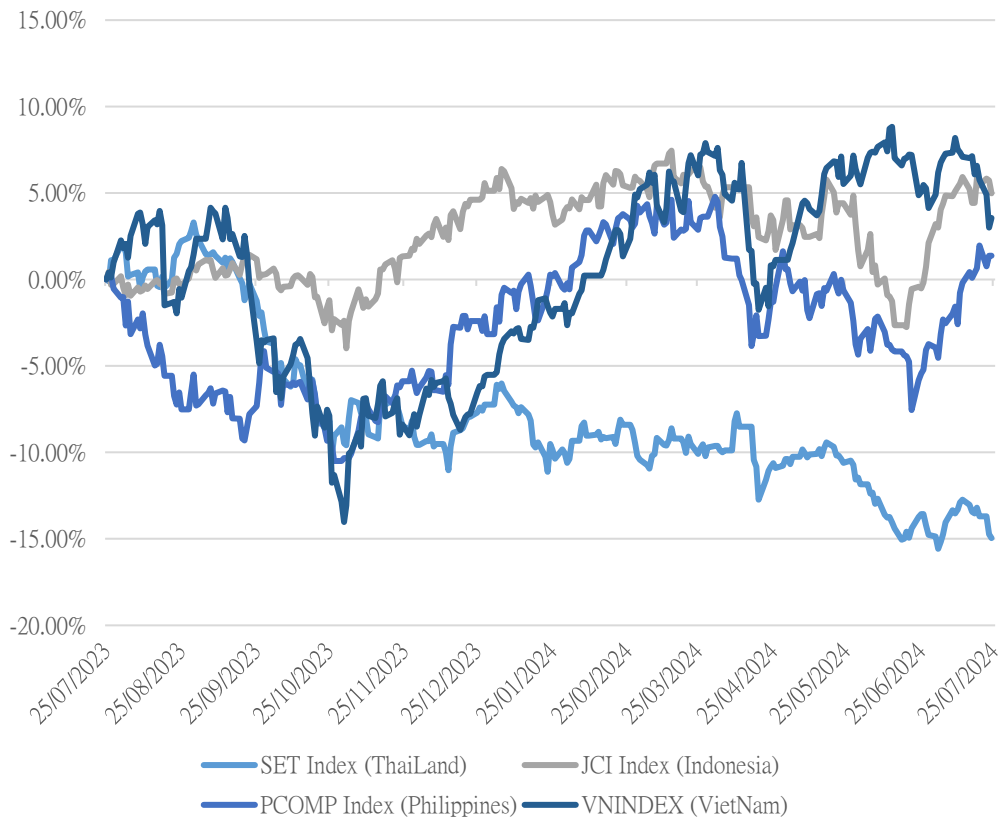


資料源: FiinPro - YSVN



We Create Fortune

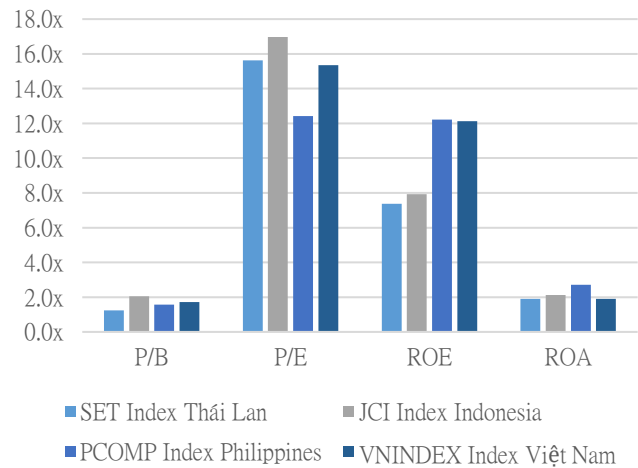
東南亞主要市場走勢比較



東南亞主要市場數據

		Thailand	Indonesia	Philippines	Vietnam
P/B		1.2x	2.1x	1.6x	1.7x
P/E		15.6x	17.0x	12.4x	15.3x
ROE	%	7.36	7.93	12.21	12.12
ROA	%	1.90	2.12	2.71	1.91
Vốn hóa	Tỷ USD	443.48	758.92	158.91	200.34
GTGD	Triệu USD	0.78	0.40	0.06	0.63
LS cổ tức	%	3.61	3.38	2.75	1.76

源: Bloomberg & YSVN





We Create **Fortune**

元大證券（越南）公司

個人客戶分析部

Nguyễn Thế Minh
研究分析經理
+84 28 3622 6868 ext 3826
minh.nguyen@yuanta.com.vn

Lý Thị Hiền
研究分析主管
+84 28 3622 6868 ext 3908
hien.ly@yuanta.com.vn

Quách Đức Khánh
研究分析副主管
+84 28 3622 6868 ext 3833
khanh.quach@yuanta.com.vn

Khổng Hữu Hiệp
高級分析專員
+84 28 3622 6868 ext 3912
hiiep.khong@yuanta.com.vn

Nguyễn Trịnh Ngọc Hồng
高級分析專員
+84 28 3622 6868 ext 3832
hong.nguyen@yuanta.com.vn

Phạm Tấn Phát
高級分析專員
+84 28 3622 6868 ext 3880
phat.pham@yuanta.com.vn

個人客戶業務部

Phạm Đắc Thành
北部營業中心經理
+84 28 3622 6868 ext 3416
thanh.pham@yuanta.com.vn

Võ Thị Thu Thủy
平陽分行經理
+84 28 3622 6868 ext 3505
thuy.vo@yuanta.com.vn

Lương Kỳ Ty
堤岸分行經理
+84 28 3622 6868 ext 3653
ty.luong@yuanta.com.vn

Bùi Quốc Phong
同奈分行經理
+84 28 3622 6868 ext 3701
phong.bui@yuanta.com.vn

Võ Đình Tuấn
峴港分行經理
+84 28 3622 6868 ext 3301
tuan.vo@yuanta.com.vn

Nguyễn Việt Quang
河內分行經理
+84 28 3622 6868 ext 3404
quang.nguyen@yuanta.com.vn

Đinh Thị Thu Cúc
頭頓分行經理
+84 28 3622 6868 ext 3203
cuc.dinh@yuanta.com.vn



We Create **Fortune**

Appendix A: Important Disclosures

Analyst Certification

Each research analyst primarily responsible for the content of this research report, in whole or in part, certifies that with respect to each security or issuer that the analyst covered in this report: (1) all of the views expressed accurately reflect his or her personal views about those securities or issuers; and (2) no part of his or her compensation was, is, or will be, directly or indirectly, related to the specific recommendations or views expressed by that research analyst in the research report.

Ratings Definitions

BUY: We have a positive outlook on the stock based on our expected absolute or relative return over the investment period. Our thesis is based on our analysis of the company's outlook, financial performance, catalysts, valuation and risk profile. We recommend investors add to their position.

HOLD-Outperform: In our view, the stock's fundamentals are relatively more attractive than peers at the current price. Our thesis is based on our analysis of the company's outlook, financial performance, catalysts, valuation and risk profile.

HOLD-Underperform: In our view, the stock's fundamentals are relatively less attractive than peers at the current price. Our thesis is based on our analysis of the company's outlook, financial performance, catalysts, valuation and risk profile.

SELL: We have a negative outlook on the stock based on our expected absolute or relative return over the investment period. Our thesis is based on our analysis of the company's outlook, financial performance, catalysts, valuation and risk profile. We recommend investors reduce their position.

Under Review: We actively follow the company, although our estimates, rating and target price are under review.

Restricted: The rating and target price have been suspended temporarily to comply with applicable regulations and/or Yuanta policies.

Note: Yuanta research coverage with a Target Price is based on an investment period of 12 months. Greater China Discovery Series coverage does not have a formal 12 month Target Price and the recommendation is based on an investment period specified by the analyst in the report.

Global Disclaimer

© 2018 Yuanta. All rights reserved. The information in this report has been compiled from sources we believe to be reliable, but we do not hold ourselves responsible for its completeness or accuracy. It is not an offer to sell or solicitation of an offer to buy any securities. All opinions and estimates included in this report constitute our judgment as of this date and are subject to change without notice.

This report provides general information only. Neither the information nor any opinion expressed herein constitutes an offer or invitation to make an offer to buy or sell securities or other investments. This material is prepared for general circulation to clients and is not intended to provide tailored investment advice and does not take into account the individual financial situation and objectives of any specific person who may receive this report. Investors should seek financial advice regarding the appropriateness of investing in any securities, investments or investment strategies discussed or recommended in this report. The information contained in this report has been compiled from sources believed to be reliable but no representation or warranty, express or implied, is made as to its accuracy, completeness or correctness. This report is not (and should not be construed as) a solicitation to act as securities broker or dealer in any jurisdiction by any person or company that is not legally permitted to carry on such business in that jurisdiction.

Yuanta research is distributed in the United States only to Major U.S. Institutional Investors (as defined in Rule 15a-6 under the Securities Exchange Act of 1934, as amended and SEC staff interpretations thereof). All transactions by a US person in the securities mentioned in this report must be effected through a registered broker-dealer under Section 15 of the Securities Exchange Act of 1934, as amended. Yuanta research is distributed in Taiwan by Yuanta Securities Investment Consulting. Yuanta research is distributed in Hong Kong by Yuanta Securities (Hong Kong) Co. Limited, which is licensed in Hong Kong by the Securities and Futures Commission for regulated activities, including Type 4 regulated activity (advising on securities). In Hong Kong, this research report may not be redistributed, retransmitted or disclosed, in whole or in part or and any form or manner, without the express written