

## 當日市場：市場出現廣泛復甦

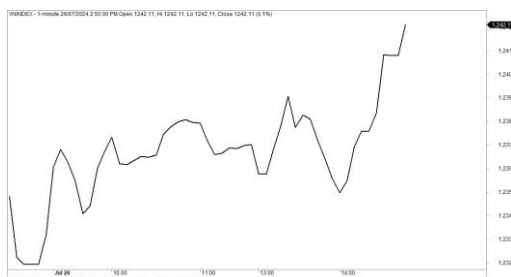
2024/07/29

### 市場走勢

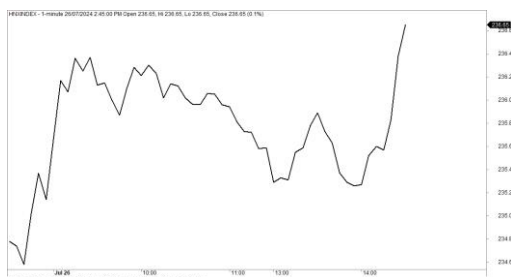
市場指數	VNI	HNI	UPCOM
收盤	1,242.11	236.66	95.18
%日	0.72%	0.60%	0.71%
%週	-1.79%	-1.60%	-1.65%
%月	-1.52%	-1.26%	-3.76%
%年	3.44%	0.19%	7.43%
<b>成交值(Bil.VND)</b>			
當日	11,839	798	700
日均量/週	16,098	1,194	933
日均量/月	17,440	1,297	1,185
<b>外資進出</b>			
買進	1,956.85	27.84	41.93
賣出	1,568.12	63.04	20.17
買賣超	388.72	-35.20	21.76
<b>市場漲跌家數</b>			
上漲	233	97	223
下跌	93	65	167
持平	92	156	513
<b>市場指標</b>			
P/E	13.92	17.35	24.41
總市值 (兆盾)	5,093	330	1,465
股息殖利率 <sup>2</sup>	3.01%	3.13%	4.72%

資料源: Bloomberg - YSVN

### VNINDEX



### HNIINDEX



### 市場走勢

受益於低價供應的降溫，市場在周末的交易日出現復甦，市場情緒繼續等待公司的第二季度的經營業績。VN-Index 收盤上漲 0.72%，止於 1242.11 點，HNX-Index 上漲 0.6%，Upcom-Index 上漲 0.71%。3 大市場的交易額均比前一交易日微有增加達到 13 兆 3,370 億越南盾，但仍處於較低水平。

BCM (4.92%) 是周末的交易日和上周的焦點，當則錄得一系列上漲。此外，其他許多大型股也出現大幅上漲如 PLX (3.13%)、POW (5.04%)、MSN (4.23%)、FPT (2.4%)、CTG (1.58%) 等。相反，VHM、VRE、VJC 收盤下跌。

行業板塊方面，房地產板塊走弱於大盤，VRE、DXG、NVL、PDR、HQC 等收盤下跌。但抄底需求更加強勁，幫助許多股票大幅上漲如 DBC、HVN、HAG、BCG、IJC、PVT 等上漲超過 2%。

外資出現買賣交替，則買超超過 3,750 億越南盾，其中 KDC (4,710 億)、VCB (1,070 億) 和 BID (710 億) 在買超方面領先。相反，DGC (860 億)、MWG (850 億)、SSI (730 億) 在位居賣超的榜首。

### 市場短期觀點

我們認為市場可能會在本周的幾個交易日繼續復甦，VN-Index 的短期阻力位為 1,260 - 1,265 點。同時，現金流持續走弱，市場處於技術復甦的階段，因此我們評估短期風險依然較高，投資者應限制追漲，投資者而在前幾個交易日中佔據低價優勢可以考慮在本周的首交易日的市場繼續復甦時賣出。此外，情緒指數小幅上漲，顯示投資者的悲觀情緒走弱，但則仍處於悲觀階段。

大盤的短期走勢仍維持下跌。因此，我們建議投資者仍應在投資組合持有約 30% 的較低股票比例，並則在此期間不宜買進新股。同時，高持股比例和高槓桿率的投資者仍應考慮利用復甦期降低持股比例。

從周線圖來看，VN-Index 在連續三周出現調整。不過，市場仍處於中期調整階段，因此市場不會出現深度調整，我們預期市場在未來的幾個周可能會快速平衡。另外，大盤中的期走勢仍維持上漲。因此，我們建議投資者在中長期投資組合繼續積累股票。

請在 <https://ysradar.yuanta.com.vn/> 查看有關股票的信號。



We Create Fortune

### 技術分析圖



指數技術分析圖 VN-Index



指數技術分析圖 HNX-Index

指數	短期趨勢	中期趨勢	阻力區 1	阻力區 2	支撐區 1	支撐區 2
VN-Index	下跌	上漲	1300	1330	870	800
HNX-Index	下跌	上漲	260	306	189	160
VN30	下跌	上漲	1336	1350	980	960
VNMidcaps	下跌	上漲	1280	1250	963	900
VNSmallcaps	下跌	上漲	1250	1250	804	750

We Create Fortune

胡志明市交易所 (HSX)

	收盤	漲跌%
VNI	1242.11	0.72%
VN30	1281.84	0.76%
VN Mid	1894.87	0.53%
VN Small	1464.58	0.60%

河內交易所 (HSX)

	收盤	漲跌%
HNI	236.66	0.60%
HN30	517.65	0.78%
VNX AllSh	1290.35	0.68%

UPCOM 市場 (UPCoM)

	收盤	漲跌%
UPCoM	95.18	0.71%

外資交易	成交值 (Bil.VND)
買進	1956.846004
賣出	1568.121646
買超/賣超	388.7243585

外資交易	成交值 (Bil.VND)
買進	27.84
賣出	63.04
買超/賣超	-35.20

外資交易	成交值 (Bil.VND)
買進	41.93
賣出	20.17
買超/賣超	21.76

上漲排名/ 股碼	漲跌(VND)	漲跌%
HVH	590	6.94%
CMG	3100	5.81%
DBC	1500	5.64%
IMP	4200	5.18%
TV2	1700	5.17%

上漲排名/ 股碼	漲跌(VND)	漲跌%
BNA	800	7.34%
HLD	1000	3.70%
IDJ	200	3.33%
PVI	1500	2.91%
API	200	2.82%

上漲排名/ 股碼	漲跌(VND)	漲跌%
DGT	38652600	12.40%
TTN	17942975	6.18%
CSI	11430893	4.59%
DVN	0	4.14%
ACV	988259410	3.86%

下跌排名/ 股碼	漲跌(VND)	漲跌%
RDP	-190	-6.88%
LPB	-1000	-3.29%
SMC	-350	-2.45%
STK	-650	-2.32%
NVL	-250	-2.21%

下跌排名/ 股碼	漲跌(VND)	漲跌%
HTP	-600	-9.68%
GKM	-1500	-3.75%
HVT	-1800	-2.14%
SLS	-2600	-1.34%
CEO	-200	-1.29%

下跌排名/ 股碼	漲跌(VND)	漲跌%
MVN	-5738	-12.29%
PVX	-207	-9.00%
TAR	-356	-5.56%
AMS	-418	-3.73%
LTV	-581	-3.06%

\*備註：市值>5,000 億盾；成交值>15 億盾

市值排名/ 股碼	Bil.VND
VCB	487,927,667
BID	263,645,160
FPT	186,937,352
GAS	177,308,316
HPG	175,577,068

市值排名/ 股碼	Bil.VND
PVS	19,978,991
IDC	19,040,996
HUT	14,994,201
THD	13,705,999
SHS	13,661,033

市值排名/ 股碼	Bil.VND
ACV	249,606,960
VGI	215,821,433
MCH	143,667,175
BSR	67,590,892
VEA	56,200,267

交易量排名/ 股碼	成交值	30 日均
VIX	20,436,800	13,033,033
LPB	14,354,300	6,987,896
VRE	14,335,800	11,849,845
POW	12,849,203	15,100,040
MBB	12,160,400	21,732,753

交易量排名/ 股碼	成交值	30 日均
SHS	78,389,978,300	8,803,623
GKM	6,078,251,500	2,191,259
PVS	105,055,980,900	2,685,128
CEO	32,354,099,900	4,212,489
MBS	57,113,429,400	3,708,541

交易量排 名/股碼	成交值	30 日均
BSR	91,676,297,700	9,067,310
DGT	32,241,115,000	1,063,225
PVX	7,209,841,800	671,091
BCR	13,624,837,000	2,387,229
BVB	26,441,526,300	3,201,210

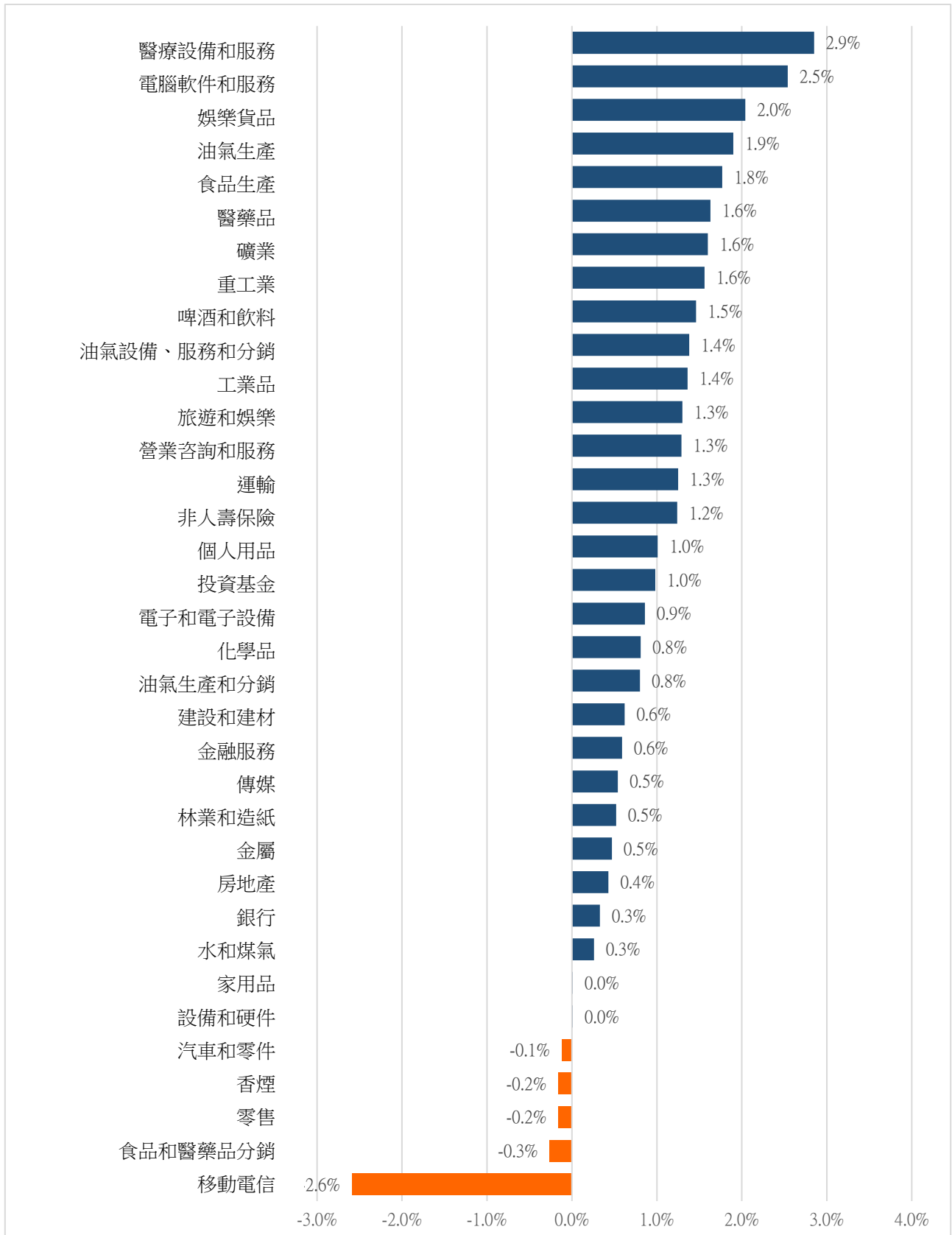
資料源: Bloomberg & Yuanta Research

資料源: Bloomberg & Yuanta Research

資料源: Bloomberg & Yuanta Research

We Create Fortune

### 各行業板塊的交易走勢



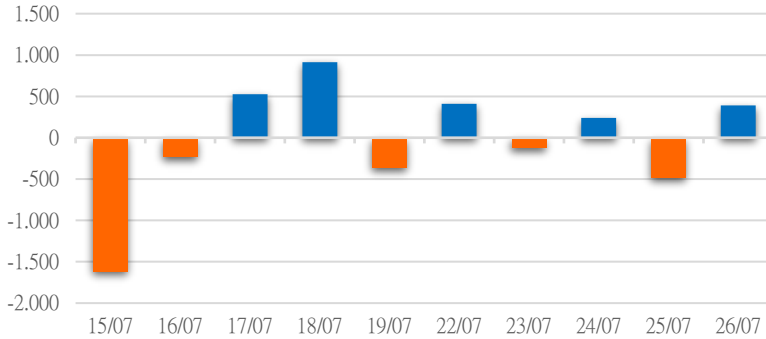
資料源: FinPro - YSVN



We Create Fortune

## 外資買進賣統計

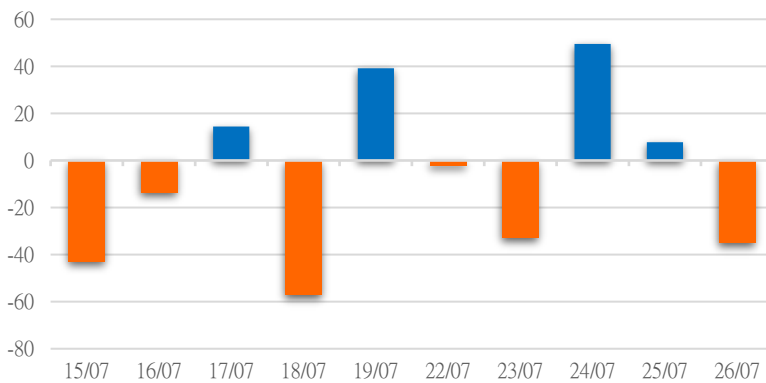
HSX 外資每日買/賣超



證券代碼	買超金額 (Mil.VND)	證券代碼	賣超金額 (Mil.VND)
KDC	470,576	DGC	-86,508
VCB	107,175	MWG	-84,542
BID	70,820	SSI	-73,365
MSN	67,031	HPG	-54,661
FPT	45,574	VHM	-35,714

HSX 外資買/賣超的前 5 名

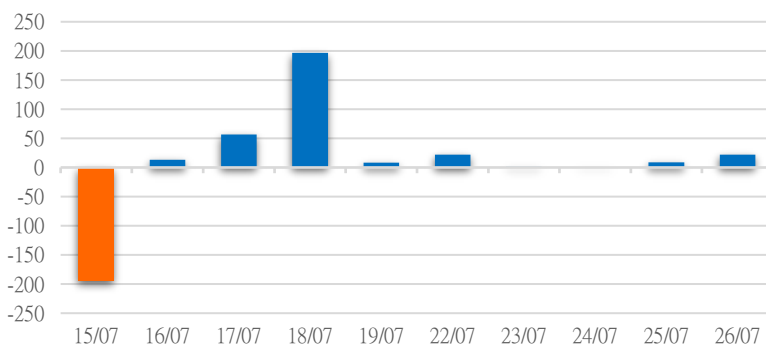
HNX 外資每日買/賣超



證券代碼	買超金額 (Mil.VND)	證券代碼	賣超金額 (Mil.VND)
IDC	3,223	PVS	-23,292
NTP	1,562	SHS	-5,064
VFS	1,114	LAS	-3,880
MBS	884	VCS	-3,013
PVI	730	TIG	-2,562

HNX 外資買/賣超的前 5 名

UPCOM 外資每日買/賣超



證券代碼	買超金額 (Mil.VND)	證券代碼	賣超金額 (Mil.VND)
ACV	16,048	MCH	-4,677
DGT	10,245	PHP	-1,473
OIL	2,572	LTG	-1,219
CMF	248	CSI	-124
VRG	180	QNS	-122

UPCOM 外資買/賣超的前 5 名

源: FiinPro - YSVN

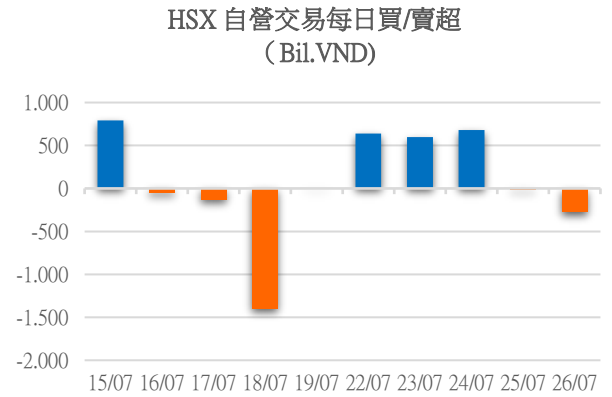


We Create **Fortune**

## 自營統計

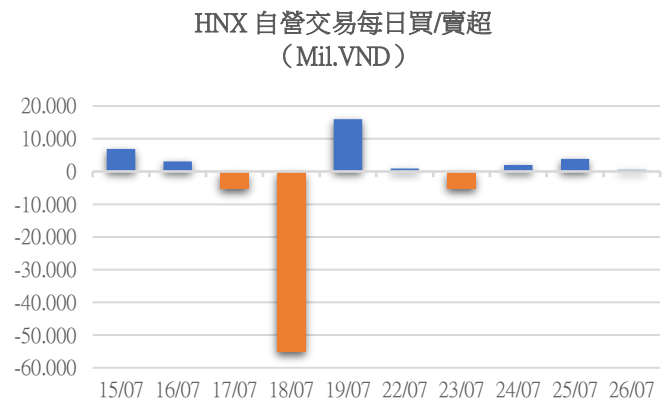
證券代碼	買超金額 (Mil.VND)	證券代碼	賣超金額 (Mil.VND)
DBC	24,248	FPT	46,502
HPG	13,187	TCB	31,458
SAB	10,459	ACB	28,932
FUEVFNVD	8,374	STB	20,410
POW	2,312	VPB	19,849

HSX 自營交易最大前名



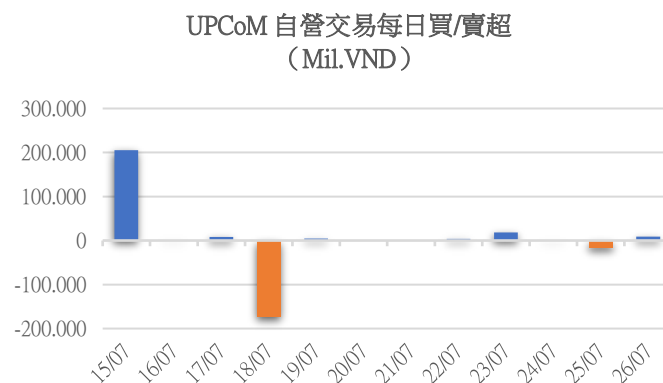
證券代碼	買超金額 (Mil.VND)	證券代碼	賣超金額 (Mil.VND)
		L18	282

HNX 自營交易最大前名



證券代碼	買超金額 (Mil.VND)	證券代碼	賣超金額 (Mil.VND)
BSR	9,137.42		

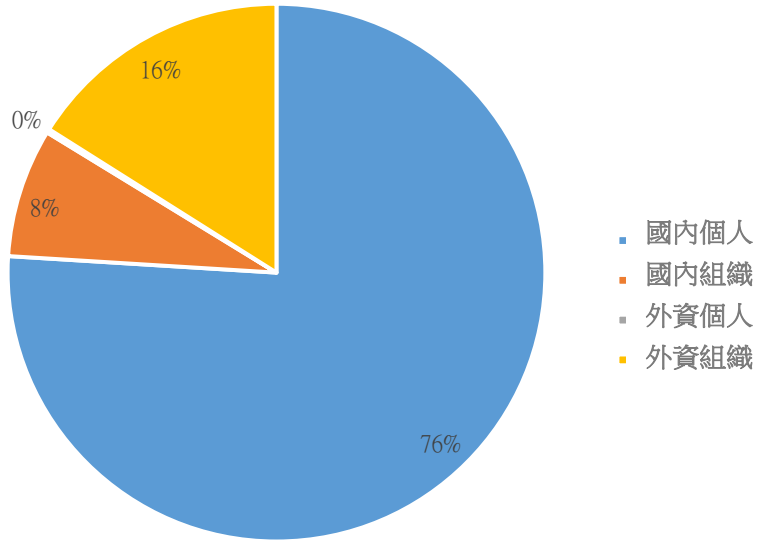
UPCoM 自營交易最大前名





We Create **Fortune**

### 越南證券市場投資人類別統計

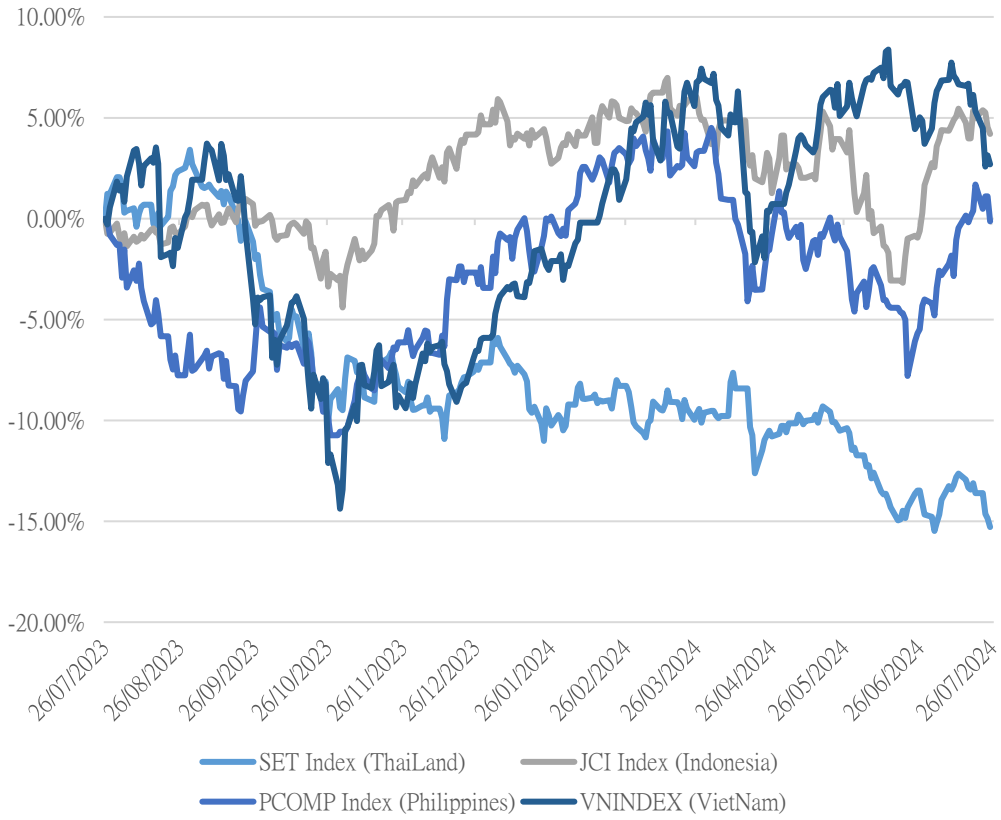


資料源: FiinPro - YSVN



We Create Fortune

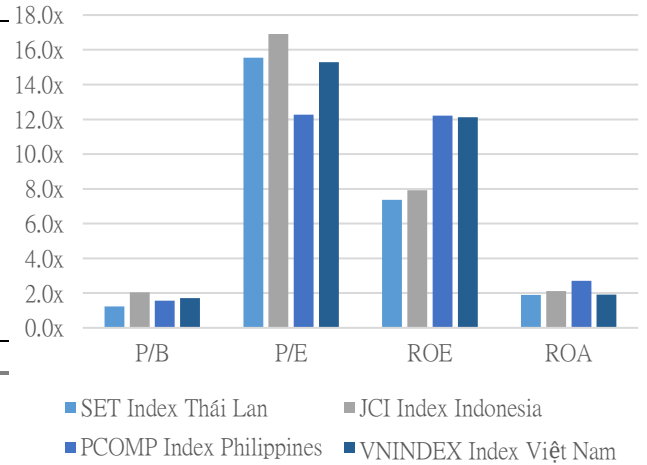
### 東南亞主要市場走勢比較



### 東南亞主要市場數據

	Thailand	Indonesia	Philippines	Vietnam
P/B	1.2x	2.1x	1.6x	1.7x
P/E	15.6x	17.0x	12.4x	15.3x
ROE	7.36%	7.93%	12.21%	12.12%
ROA	1.90%	2.12%	2.71%	1.91%
Vốn hóa	Tỷ USD 443.48	758.92	158.91	200.34
GTGD	Triệu USD 0.78	0.40	0.06	0.63
LS cổ tức	% 3.61	3.38	2.75	1.76

源: Bloomberg & YSVN







We Create **Fortune**

## 元大證券（越南）公司

### 個人客戶分析部

**Nguyễn Th ệ Minh**  
研究分析經理  
+84 28 3622 6868 ext 3826  
minh.nguyen@yuanta.com.vn

**Lý Thị Hi ệ n**  
研究分析主管  
+84 28 3622 6868 ext 3908  
hien.ly@yuanta.com.vn

**Quách Đức Khánh**  
研究分析副主管  
+84 28 3622 6868 ext 3833  
khanh.quach@yuanta.com.vn

**Khổng Hữu Hiệp**  
高級分析專員  
+84 28 3622 6868 ext 3912  
hiiep.khong@yuanta.com.vn

**Nguyễn Trịnh Ngọc Hồng**  
高級分析專員  
+84 28 3622 6868 ext 3832  
hong.nguyen@yuanta.com.vn

**Phạm Tấn Phát**  
高級分析專員  
+84 28 3622 6868 ext 3880  
phat.pham@yuanta.com.vn

### 個人客戶業務部

**Phạm Đắc Thành**  
北部營業中心經理  
+84 28 3622 6868 ext 3416  
thanh.pham@yuanta.com.vn

**Võ Thị Thu Thủy**  
平陽分行經理  
+84 28 3622 6868 ext 3505  
thuy.vo@yuanta.com.vn

**Lương Kỳ Ty**  
堤岸分行經理  
+84 28 3622 6868 ext 3653  
ty.luong@yuanta.com.vn

**Bùi Quốc Phong**  
同奈分行經理  
+84 28 3622 6868 ext 3701  
phong.bui@yuanta.com.vn

**Võ Đình Tuấn**  
峴港分行經理  
+84 28 3622 6868 ext 3301  
tuan.vo@yuanta.com.vn

**Nguyễn Việt Quang**  
河內分行經理  
+84 28 3622 6868 ext 3404  
quang.nguyen@yuanta.com.vn

**Đinh Thị Thu Cúc**  
頭頓分行經理  
+84 28 3622 6868 ext 3203  
cuc.dinh@yuanta.com.vn



We Create **Fortune**

## Appendix A: Important Disclosures

### Analyst Certification

Each research analyst primarily responsible for the content of this research report, in whole or in part, certifies that with respect to each security or issuer that the analyst covered in this report: (1) all of the views expressed accurately reflect his or her personal views about those securities or issuers; and (2) no part of his or her compensation was, is, or will be, directly or indirectly, related to the specific recommendations or views expressed by that research analyst in the research report.

### Ratings Definitions

**BUY:** We have a positive outlook on the stock based on our expected absolute or relative return over the investment period. Our thesis is based on our analysis of the company's outlook, financial performance, catalysts, valuation and risk profile. We recommend investors add to their position.

**HOLD-Outperform:** In our view, the stock's fundamentals are relatively more attractive than peers at the current price. Our thesis is based on our analysis of the company's outlook, financial performance, catalysts, valuation and risk profile.

**HOLD-Underperform:** In our view, the stock's fundamentals are relatively less attractive than peers at the current price. Our thesis is based on our analysis of the company's outlook, financial performance, catalysts, valuation and risk profile.

**SELL:** We have a negative outlook on the stock based on our expected absolute or relative return over the investment period. Our thesis is based on our analysis of the company's outlook, financial performance, catalysts, valuation and risk profile. We recommend investors reduce their position.

**Under Review:** We actively follow the company, although our estimates, rating and target price are under review.

**Restricted:** The rating and target price have been suspended temporarily to comply with applicable regulations and/or Yuanta policies.

Note: Yuanta research coverage with a Target Price is based on an investment period of 12 months. Greater China Discovery Series coverage does not have a formal 12 month Target Price and the recommendation is based on an investment period specified by the analyst in the report.

### Global Disclaimer

© 2018 Yuanta. All rights reserved. The information in this report has been compiled from sources we believe to be reliable, but we do not hold ourselves responsible for its completeness or accuracy. It is not an offer to sell or solicitation of an offer to buy any securities. All opinions and estimates included in this report constitute our judgment as of this date and are subject to change without notice.

This report provides general information only. Neither the information nor any opinion expressed herein constitutes an offer or invitation to make an offer to buy or sell securities or other investments. This material is prepared for general circulation to clients and is not intended to provide tailored investment advice and does not take into account the individual financial situation and objectives of any specific person who may receive this report. Investors should seek financial advice regarding the appropriateness of investing in any securities, investments or investment strategies discussed or recommended in this report. The information contained in this report has been compiled from sources believed to be reliable but no representation or warranty, express or implied, is made as to its accuracy, completeness or correctness. This report is not (and should not be construed as) a solicitation to act as securities broker or dealer in any jurisdiction by any person or company that is not legally permitted to carry on such business in that jurisdiction.

Yuanta research is distributed in the United States only to Major U.S. Institutional Investors (as defined in Rule 15a-6 under the Securities Exchange Act of 1934, as amended and SEC staff interpretations thereof). All transactions by a US person in the securities mentioned in this report must be effected through a registered broker-dealer under Section 15 of the Securities Exchange Act of 1934, as amended. Yuanta research is distributed in Taiwan by Yuanta Securities Investment Consulting. Yuanta research is distributed in Hong Kong by Yuanta Securities (Hong Kong) Co. Limited, which is licensed in Hong Kong by the Securities and Futures Commission for regulated activities, including Type 4 regulated activity (advising on securities). In Hong Kong, this research report may not be redistributed, retransmitted or disclosed, in whole or in part or and any form or manner, without the express written