

當日市場：市場在接近尾盤降溫

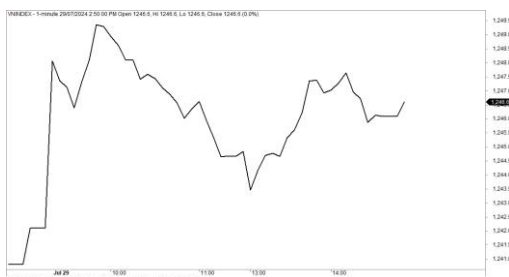
2024/07/30

市場走勢

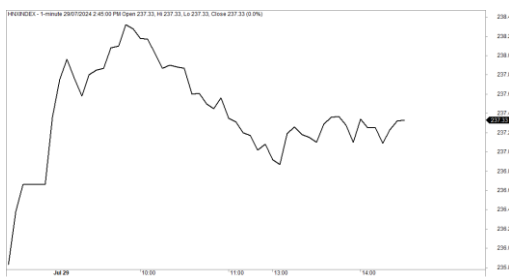
市場指數	VNI	HNI	UPCOM
收盤	1,246.60	237.52	95.46
%日	0.36%	0.36%	0.30%
%週	-1.79%	-1.60%	-1.65%
%月	-1.52%	-1.26%	-3.76%
%年	3.44%	0.19%	7.43%
<b>成交值(Bil.VND)</b>			
當日	11,350	1,062	682
日均量/週	16,098	1,194	933
日均量/月	17,440	1,297	1,185
<b>外資進出</b>			
買進	890.17	31.27	10.36
賣出	1,113.58	105.21	28.75
買賣超	-223.40	-73.93	-18.38
<b>市場漲跌家數</b>			
上漲	191	97	181
下跌	132	63	132
持平	95	157	590
<b>市場指標</b>			
P/E	13.93	17.36	24.19
總市值 (兆盾)	5,097	331	1,498
股息殖利率 <sup>2</sup>	3.01%	3.10%	4.71%

資料源: Bloomberg - YSVN

VNINDEX



HNIINDEX



市場走勢

市場在連續第二個交易日持續上漲，但接近尾盤，大型股的獲利壓力逐漸加大，漲幅收窄。VN-Index 收盤上漲 0.36%，止於 1,246.6 點，HNX-Index 上漲 0.36%，Upcom-Index 上漲 0.3%。與前一交易日相比，3 大市場的交易額沒有太大變化，達到 13 兆 940 億越南盾。

由於 VHM (-1.72%)、VRE (-1.81%) 和 VJC (-1.48%) 調整的影響，漲幅收窄，但漲幅仍占主導地位。其中，TPB (1.4%)、VNM (2.13%)、HPG (1.64%)、GVR (1.21%)、BID (1.84%) 等積極上漲。

在行業方面，化學品 (DPM、DCM、BFC)、鋼鐵 (HPG、HSG、SMC) 在工貿部對印度和中國進口熱軋捲鋼鐵進行反傾銷調查的消息傳出後，價格積極上漲。此外，中小型股的現金流強勁參與，導致該型股中的許多股票大幅上漲，例如 HVN、NHA、QCG、HVH 等收盤漲停。

外資出現買賣交替，則賣超超過 3,160 億越南盾，其中 PDR (410 億)、DCM (390 億) 和 PVS (330 億) 在位居賣超的榜首。相反，VIX (630 億)、FPT (520 億)、VNM (370 億) 在買超方面領先。

市場短期觀點

我們認為市場在未來的 1-2 個交易日可能會持續復甦，並面臨短期獲利壓力。同時，1,260 - 1,265 點的阻位仍是 VN-Index 的強經阻力位，因此流動性在未來的幾個交易日可能繼續較低水平。積極點是，流動性小幅增加，情緒指標上漲，顯示投資者對市場的悲觀情緒也走弱。

大盤的短期走勢依然維持下跌，有買點的個股小幅增加，顯示新的買入機會並不多，這說明市場可能不會出現繁榮來確認新的短期趨勢。因此，我們建議投資這繼續維持較低的股票比例，並優先採取防禦策略。同時，新的或探索性的購買部位也應該以較低的比例支付。

請在 <https://ysradar.yuanta.com.vn/> 查看有關股票的信號。



We Create Fortune

### 技術分析圖



指數技術分析圖 VN-Index



指數技術分析圖 HNX-Index

指數	短期趨勢	中期趨勢	阻力區 1	阻力區 2	支撐區 1	支撐區 2
VN-Index	下跌	上漲	1300	1330	870	800
HNX-Index	下跌	上漲	260	306	189	160
VN30	下跌	上漲	1336	1350	980	960
VNMidcaps	下跌	上漲	1280	1250	963	900
VNSmallcaps	下跌	上漲	1250	1250	804	750

We Create Fortune

胡志明市交易所 (HSX)

	收盤	漲跌%
VNI	1246.6	0.36%
VN30	1285.73	0.30%
VN Mid	1901.12	0.33%
VN Small	1472.17	0.52%

河內交易所 (HSX)

	收盤	漲跌%
HNI	237.52	0.36%
HN30	519.94	0.44%
VNX AllSh	1294.54	0.32%

UPCOM 市場 (UPCoM)

	收盤	漲跌%
UPCoM	95.46	0.30%

外資交易	成交值 (Bil.VND)
買進	890.172303
賣出	1113.57585
買超/賣超	-223.403552

外資交易	成交值 (Bil.VND)
買進	31.27
賣出	105.21
買超/賣超	-73.93

外資交易	成交值 (Bil.VND)
買進	10.36
賣出	28.75
買超/賣超	-18.38

上漲排名/股碼	漲跌(VND)	漲跌%
NHA	2000	6.99%
BFC	3100	6.97%
QCG	440	6.95%
HVN	1450	6.94%
HVH	630	6.93%

上漲排名/股碼	漲跌(VND)	漲跌%
VGS	2600	7.47%
TNG	1400	5.67%
CSC	1500	5.05%
AAV	300	4.92%
LAS	1200	4.84%

上漲排名/股碼	漲跌(VND)	漲跌%
HIO	10499800	12.50%
TVN	331653100	8.16%
CSI	11422493	7.08%
OIL	10411054	6.33%
IFS	1795245	5.61%

下跌排名/股碼	漲跌(VND)	漲跌%
HBC	-500	-6.90%
HNG	-320	-6.87%
LDG	-150	-6.67%
DLG	-120	-6.63%
RDP	-170	-6.61%

下跌排名/股碼	漲跌(VND)	漲跌%
GKM	-3800	-9.87%
DTD	-1200	-4.00%
NDN	-400	-3.88%
TTH	-100	-3.12%
TMB	-2300	-2.58%

下跌排名/股碼	漲跌(VND)	漲跌%
NXT	-897	-11.35%
LTG	-1792	-9.74%
BDT	-338	-3.56%
MFS	-729	-2.11%
BCR	-100	-1.72%

\*備註：市值>5,000 億盾；成交值>15 億盾

市值排名/股碼	Bil.VND
VCB	487,927,667
BID	268,490,531
FPT	188,397,801
HPG	178,455,381
GAS	176,848,968

市值排名/股碼	Bil.VND
PVS	19,692,211
IDC	19,304,996
HUT	14,994,201
THD	13,705,999
MBS	13,610,603

市值排名/股碼	Bil.VND
ACV	255,865,693
VGI	225,318,124
MCH	146,009,119
BSR	68,313,308
VEA	56,933,765

交易量排名/股碼	成交值	30 日均
VIX	22,024,400	13,608,123
HPG	16,736,740	17,702,980
TPB	13,236,203	9,334,526
HAG	13,036,400	7,096,415
BCG	12,494,500	5,589,288

交易量排名/股碼	成交值	30 日均
TNG	117,476,127,900	2,943,657
SHS	63,670,779,600	8,662,964
HUT	11,266,064,100	2,462,203
CEO	44,405,038,100	4,143,569
PVS	105,847,540,700	2,633,095

交易量排名/股碼	成交值	30 日均
BSR	73,879,838,800	8,967,801
DGT	26,412,276,800	1,209,102
OIL	42,332,446,300	2,980,118
BVB	30,269,970,800	3,266,139
VGT	35,004,116,600	3,905,335

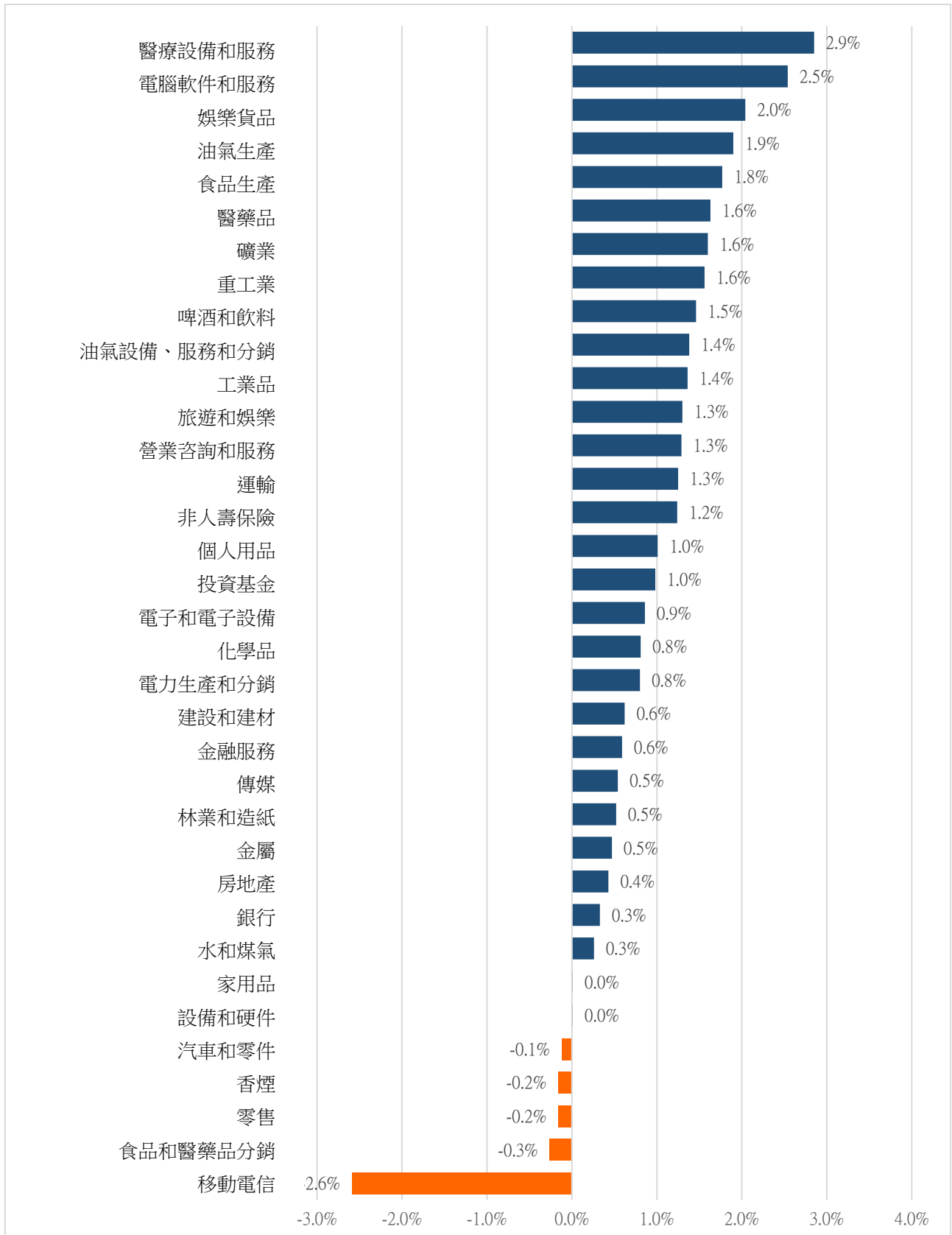
資料源: Bloomberg & Yuanta Research

資料源: Bloomberg & Yuanta Research

資料源: Bloomberg & Yuanta Research

We Create Fortune

### 各行業板塊的交易走勢



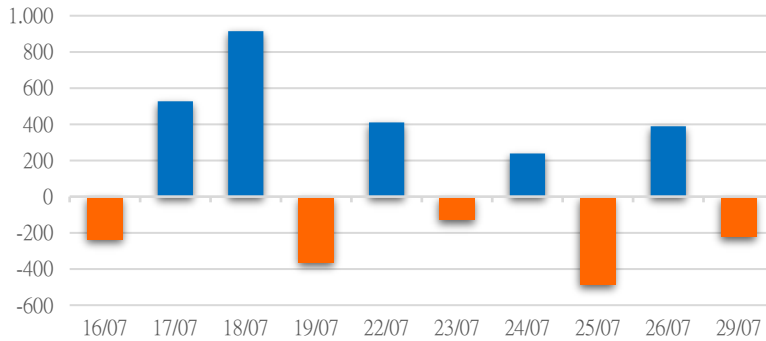
資料源: FinPro - YSVN



We Create Fortune

## 外資買進賣統計

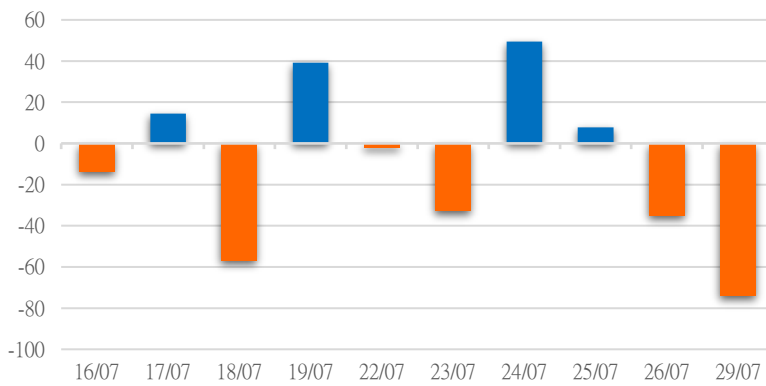
HSX 外資每日買/賣超



證券代碼	買超金額 (Mil.VND)	證券代碼	賣超金額 (Mil.VND)
VIX	63,229	PDR	-41,405
FPT	52,311	DCM	-38,519
VNM	37,240	MWG	-26,989
BCM	18,687	DBC	-25,056
VPI	15,071	VHM	-22,343

HSX 外資買/賣超的前 5 名

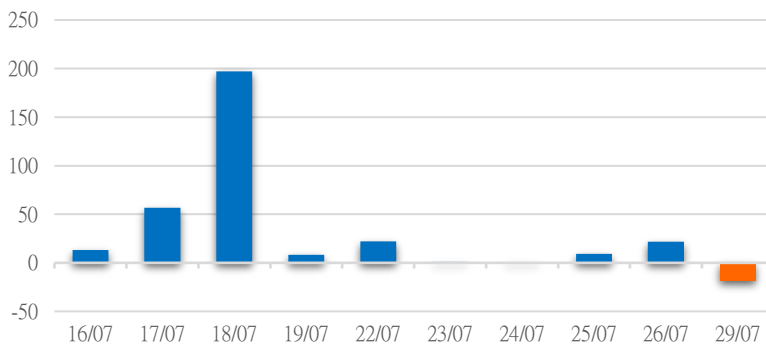
HNX 外資每日買/賣超



證券代碼	買超金額 (Mil.VND)	證券代碼	賣超金額 (Mil.VND)
IDC	5,178	PVS	-32,574
PVI	3,107	NTP	-17,564
VTZ	1,165	MBS	-13,425
TVC	992	DTD	-5,956
PLC	965	VGS	-4,122

HNX 外資買/賣超的前 5 名

UPCOM 外資每日買/賣超



證券代碼	買超金額 (Mil.VND)	證券代碼	賣超金額 (Mil.VND)
MIC	316	LTG	-7,123
CSI	273	MCH	-5,789
BMS	131	QNS	-4,936
VSE	125	PHP	-935
CID	109	ACV	-368

UPCOM 外資買/賣超的前 5 名

源: FiinPro - YSVN



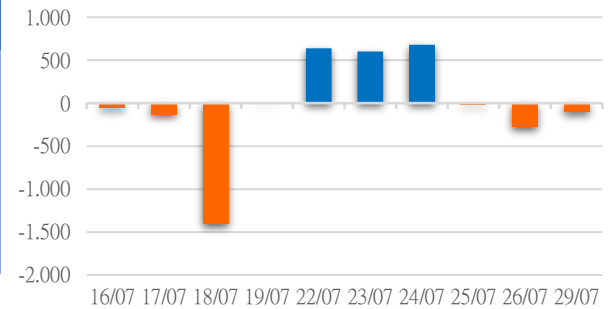
We Create **Fortune**

## 自營統計

證券代碼	買超金額 (Mіл.VND)	證券代碼	賣超金額 (Mіл.VND)
VNM	30,224	VPB	23,947
MBB	20,310	FPT	23,344
VRE	5,358	MWG	22,720
SAB	4,807	TCB	21,111
DPM	4,198	HPG	14,397

HSX 自營交易最大前名

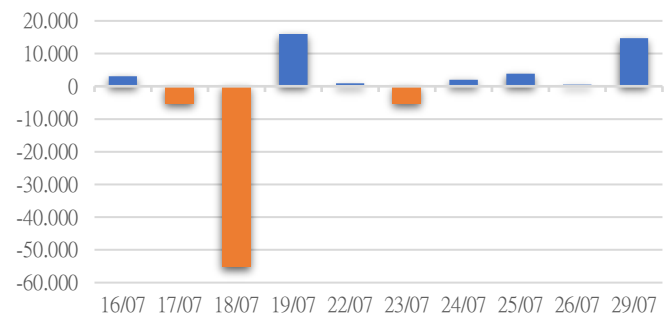
HSX 自營交易每日買/賣超  
(Bil.VND)



證券代碼	買超金額 (Mіл.VND)	證券代碼	賣超金額 (Mіл.VND)
PVS	2,078	PVI	5,619
		TNG	1,794
		IDC	585
		L18	387

HNX 自營交易最大前名

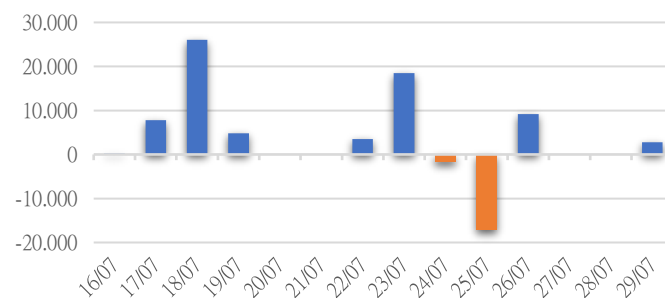
HNX 自營交易每日買/賣超  
(Mіл.VND)



證券代碼	買超金額 (Mіл.VND)	證券代碼	賣超金額 (Mіл.VND)
BSR	2,805.39	ACV	4,953

UPCoM 自營交易最大前名

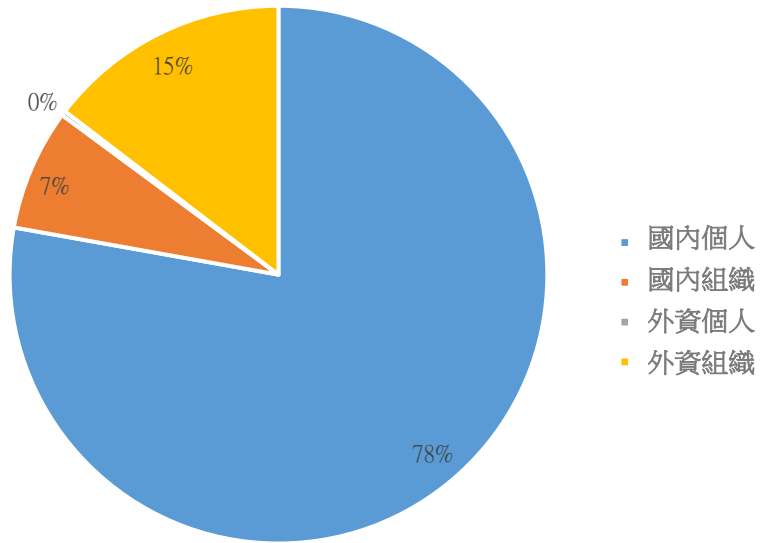
UPCoM 自營交易每日買/賣超  
(Mіл.VND)





We Create **Fortune**

### 越南證券市場投資人類別統計



資料源: FiinPro - YSVN



We Create Fortune

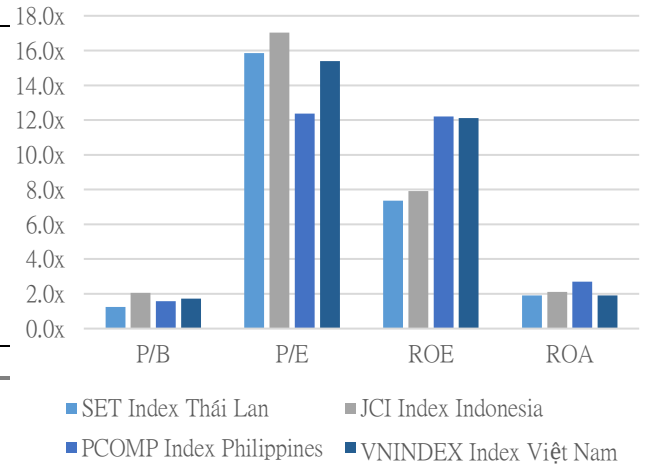
### 東南亞主要市場走勢比較



### 東南亞主要市場數據

	Thailand	Indonesia	Philippines	Vietnam
P/B	1.2x	2.1x	1.6x	1.7x
P/E	15.9x	17.0x	12.4x	15.4x
ROE	7.36%	7.92%	12.21%	12.12%
ROA	1.90%	2.12%	2.71%	1.91%
Vốn hóa	Tỷ USD 447.95	760.91	158.28	201.17
GTGD	Triệu USD 1.06	0.45	0.05	0.40
LS cổ tức	%	3.57	3.35	2.76
			2.76	1.74

源: Bloomberg & YSVN







We Create **Fortune**

## 元大證券（越南）公司

### 個人客戶分析部

**Nguyễn Th ệ Minh**  
研究分析經理  
+84 28 3622 6868 ext 3826  
minh.nguyen@yuanta.com.vn

**Lý Thị Hi ệ n**  
研究分析主管  
+84 28 3622 6868 ext 3908  
hien.ly@yuanta.com.vn

**Quách Đức Khánh**  
研究分析副主管  
+84 28 3622 6868 ext 3833  
khanh.quach@yuanta.com.vn

**Khổng Hữu Hiệp**  
高級分析專員  
+84 28 3622 6868 ext 3912  
hiiep.khong@yuanta.com.vn

**Nguyễn Trịnh Ngọc Hồng**  
高級分析專員  
+84 28 3622 6868 ext 3832  
hong.nguyen@yuanta.com.vn

**Phạm Tấn Phát**  
高級分析專員  
+84 28 3622 6868 ext 3880  
phat.pham@yuanta.com.vn

### 個人客戶業務部

**Phạm Đắc Thành**  
北部營業中心經理  
+84 28 3622 6868 ext 3416  
thanh.pham@yuanta.com.vn

**Võ Thị Thu Thủy**  
平陽分行經理  
+84 28 3622 6868 ext 3505  
thuy.vo@yuanta.com.vn

**Lương Kỳ Ty**  
堤岸分行經理  
+84 28 3622 6868 ext 3653  
ty.luong@yuanta.com.vn

**Bùi Quốc Phong**  
同奈分行經理  
+84 28 3622 6868 ext 3701  
phong.bui@yuanta.com.vn

**Võ Đình Tuấn**  
峴港分行經理  
+84 28 3622 6868 ext 3301  
tuan.vo@yuanta.com.vn

**Nguyễn Việt Quang**  
河內分行經理  
+84 28 3622 6868 ext 3404  
quang.nguyen@yuanta.com.vn

**Đinh Thị Thu Cúc**  
頭頓分行經理  
+84 28 3622 6868 ext 3203  
cuc.dinh@yuanta.com.vn



We Create **Fortune**

## Appendix A: Important Disclosures

### Analyst Certification

Each research analyst primarily responsible for the content of this research report, in whole or in part, certifies that with respect to each security or issuer that the analyst covered in this report: (1) all of the views expressed accurately reflect his or her personal views about those securities or issuers; and (2) no part of his or her compensation was, is, or will be, directly or indirectly, related to the specific recommendations or views expressed by that research analyst in the research report.

### Ratings Definitions

**BUY:** We have a positive outlook on the stock based on our expected absolute or relative return over the investment period. Our thesis is based on our analysis of the company's outlook, financial performance, catalysts, valuation and risk profile. We recommend investors add to their position.

**HOLD-Outperform:** In our view, the stock's fundamentals are relatively more attractive than peers at the current price. Our thesis is based on our analysis of the company's outlook, financial performance, catalysts, valuation and risk profile.

**HOLD-Underperform:** In our view, the stock's fundamentals are relatively less attractive than peers at the current price. Our thesis is based on our analysis of the company's outlook, financial performance, catalysts, valuation and risk profile.

**SELL:** We have a negative outlook on the stock based on our expected absolute or relative return over the investment period. Our thesis is based on our analysis of the company's outlook, financial performance, catalysts, valuation and risk profile. We recommend investors reduce their position.

**Under Review:** We actively follow the company, although our estimates, rating and target price are under review.

**Restricted:** The rating and target price have been suspended temporarily to comply with applicable regulations and/or Yuanta policies.

Note: Yuanta research coverage with a Target Price is based on an investment period of 12 months. Greater China Discovery Series coverage does not have a formal 12 month Target Price and the recommendation is based on an investment period specified by the analyst in the report.

### Global Disclaimer

© 2018 Yuanta. All rights reserved. The information in this report has been compiled from sources we believe to be reliable, but we do not hold ourselves responsible for its completeness or accuracy. It is not an offer to sell or solicitation of an offer to buy any securities. All opinions and estimates included in this report constitute our judgment as of this date and are subject to change without notice.

This report provides general information only. Neither the information nor any opinion expressed herein constitutes an offer or invitation to make an offer to buy or sell securities or other investments. This material is prepared for general circulation to clients and is not intended to provide tailored investment advice and does not take into account the individual financial situation and objectives of any specific person who may receive this report. Investors should seek financial advice regarding the appropriateness of investing in any securities, investments or investment strategies discussed or recommended in this report. The information contained in this report has been compiled from sources believed to be reliable but no representation or warranty, express or implied, is made as to its accuracy, completeness or correctness. This report is not (and should not be construed as) a solicitation to act as securities broker or dealer in any jurisdiction by any person or company that is not legally permitted to carry on such business in that jurisdiction.

Yuanta research is distributed in the United States only to Major U.S. Institutional Investors (as defined in Rule 15a-6 under the Securities Exchange Act of 1934, as amended and SEC staff interpretations thereof). All transactions by a US person in the securities mentioned in this report must be effected through a registered broker-dealer under Section 15 of the Securities Exchange Act of 1934, as amended. Yuanta research is distributed in Taiwan by Yuanta Securities Investment Consulting. Yuanta research is distributed in Hong Kong by Yuanta Securities (Hong Kong) Co. Limited, which is licensed in Hong Kong by the Securities and Futures Commission for regulated activities, including Type 4 regulated activity (advising on securities). In Hong Kong, this research report may not be redistributed, retransmitted or disclosed, in whole or in part or and any form or manner, without the express written