

## 當日市場：大型股更加積極

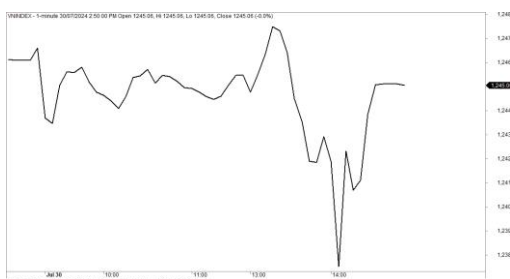
2024/07/31

### 市場走勢

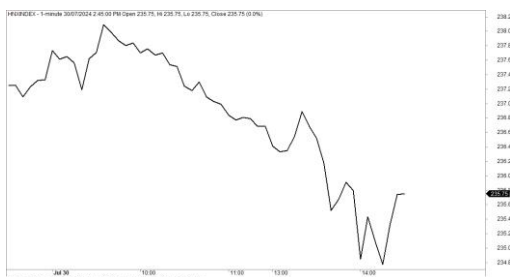
市場指數	VNI	HNI	UPCOM
收盤	1,245.06	235.87	95.24
%日	-0.12%	-0.69%	-0.23%
%週	1.08%	0.54%	0.89%
%月	-0.02%	-0.72%	-2.36%
%年	3.10%	-0.70%	7.12%
<b>成交值(Bil.VND)</b>			
當日	13,722	1,164	819
日均量/週	13,291	1,039	761
日均量/月	16,945	1,279	1,135
<b>外資進出</b>			
買進	1,287.57	38.01	27.72
賣出	1,594.58	67.21	19.26
買賣超	-307.01	-29.21	8.46
<b>市場漲跌家數</b>			
上漲	112	55	122
下跌	215	105	185
持平	91	157	596
<b>市場指標</b>			
P/E	13.76	17.36	23.39
總市值 (兆盾)	5,091	329	1,499
股息殖利率 <sup>2</sup>	3.04%	3.16%	4.73%

資料源: Bloomberg - YSVN

### VNINDEX



### HNIINDEX



### 市場走勢

市場在午盤出現震盪階段和壓力較大，但跌幅不大。VN-Index 收盤下跌 0.12%，止於 1245.06 點，HNX-Index 下跌 0.69%，Upcom-Index 小幅下跌 0.23%。與前一交易日相比，3 大市場的交易額小幅增加達到 15 兆 7,050 億越南盾。

VN30-Index 收盤上漲 0.16%，其中有 16 檔下跌股，11 檔上漲股。MBB (1.66%)、MWG (1.61%)、VIC (1.44%)、TCB (0.88%)、VPB (0.82%) 積極上漲。相反，VHM、VRE、VIB、PLX、POW 分別下跌 1-2%。

中小型股被強勁拋售，如 DBC、SM、CMX 跌停，VIX、NTL、CMG、VTP 下跌超過 1%。化學品股和鋼鐵股在上漲的前一交易日後再次調整。相反，塑膠 (AAA、NTP) 積極上漲。

外資在連續第二個交易日賣超 3,280 億越盾，其中 HVN (400 億)、HAH (360 億)、PDR (320 億) 在賣超方面的榜首。相反，VNM (1,240 億)、MSN (670 億)、MWG (290 億) 在買超方面領先。

### 市場短期觀點

我們認為市場可能會在下一個交易日再次上漲勢頭，VN-Index 可能仍在 1,250 點附近出現震盪階段。同時，交易量有所增加，並在尾盤逐漸改善，顯示需求可能接受更高的價格，也顯示下一個交易日可能會出現復甦期。然而，這種復甦動能可能會出現分化，因為大型股可能更加積極，但中型股的拋售壓力仍然較高，這可能會讓投資者心理仍然保持謹慎。

大盤的短期走勢仍維持下跌。因此，我們建議投資者可能繼續持有低股票比例，並以高現金比例優先採取防禦策略。同時，投資者應該只較低比例的新買進。

請在 <https://ysraar.yuanta.com.vn/> 查看有關股票的信號。



We Create Fortune

### 技術分析圖



指數技術分析圖 VN-Index



指數技術分析圖 HNX-Index

指數	短期趨勢	中期趨勢	阻力區 1	阻力區 2	支撐區 1	支撐區 2
VN-Index	下跌	上漲	1300	1330	870	800
HNX-Index	下跌	上漲	260	306	189	160
VN30	下跌	上漲	1336	1350	980	960
VNMidcaps	下跌	上漲	1280	1250	963	900
VNSmallcaps	下跌	上漲	1250	1250	804	750

We Create Fortune

胡志明市交易所 (HSX)

	收盤	漲跌%
VNI	1245.06	-0.12%
VN30	1287.82	0.16%
VN Mid	1885.03	-0.85%
VN Small	1468.46	-0.25%

河內交易所 (HSX)

	收盤	漲跌%
HNI	235.87	-0.69%
HN30	514.87	-0.97%
VNX AllSh	1292.53	-0.16%

UPCOM 市場 (UPCoM)

	收盤	漲跌%
UPCoM	95.24	-0.23%

外資交易	成交值 (Bil.VND)
買進	1287.5688
賣出	1594.58205
買超/賣超	-307.013245

外資交易	成交值 (Bil.VND)
買進	38.01
賣出	67.21
買超/賣超	-29.21

外資交易	成交值 (Bil.VND)
買進	27.72
賣出	19.26
買超/賣超	8.46

上漲排名/ 股碼	漲跌(VND)	漲跌%
APH	620	6.97%
QCG	470	6.94%
SAM	450	6.91%
PVP	1050	6.80%
GSP	850	6.61%

上漲排名/ 股碼	漲跌(VND)	漲跌%
KSV	3600	10.00%
GKM	3300	9.51%
API	700	9.33%
APS	400	5.48%
SRA	200	5.13%

上漲排名/ 股碼	漲跌(VND)	漲跌%
ANT	0	13.17%
HIO	10499800	13.01%
PDV	21109327	8.66%
DVN	0	5.45%
MFS	2833205	4.42%

下跌排名/ 股碼	漲跌(VND)	漲跌%
CMX	-720	-6.99%
DBC	-1950	-6.96%
HBC	-470	-6.96%
DRH	-180	-6.72%
SMC	-950	-6.69%

下跌排名/ 股碼	漲跌(VND)	漲跌%
TMB	-8600	-9.92%
LIG	-300	-7.69%
VC7	-600	-6.32%
NDN	-500	-5.05%
BVS	-1000	-2.70%

下跌排名/ 股碼	漲跌(VND)	漲跌%
HD6	-702	-3.94%
AAH	-174	-3.78%
VCP	-843	-3.53%
TTN	-585	-3.42%
DGT	-273	-3.03%

\*備註：市值>5,000 億盾；成交值>15 億盾

市值排名/ 股碼	Bil.VND
VCB	489,045,485
BID	266,780,400
FPT	186,937,352
HPG	178,455,381
GAS	177,308,316

市值排名/ 股碼	Bil.VND
PVS	19,453,228
IDC	19,436,996
HUT	14,904,950
THD	13,628,999
SHS	13,335,771

市值排名/ 股碼	Bil.VND
ACV	256,044,202
VGI	233,591,203
MCH	143,543,764
BSR	67,190,927
VEA	56,374,340

交易量排名/ 股碼	成交值	30 日均
VIX	41,249,300	14,240,824
HNG	25,060,000	3,544,909
LDG	25,003,500	1,253,613
MBB	19,571,700	22,293,327
SHB	19,092,411	21,335,559

交易量排名/ 股碼	成交值	30 日均
SHS	122,517,337,700	8,194,881
LIG	15,346,012,600	569,619
VFS	30,233,631,200	570,171
CEO	55,934,634,000	4,155,197
GKM	4,570,520,000	2,196,980

交易量排 名/股碼	成交值	30 日均
TIN	61,436,500	1,949
BSR	128,093,496,100	8,582,802
BVB	31,088,996,500	3,456,183
DGT	18,222,552,500	1,324,345
AAH	8,116,270,800	1,241,902

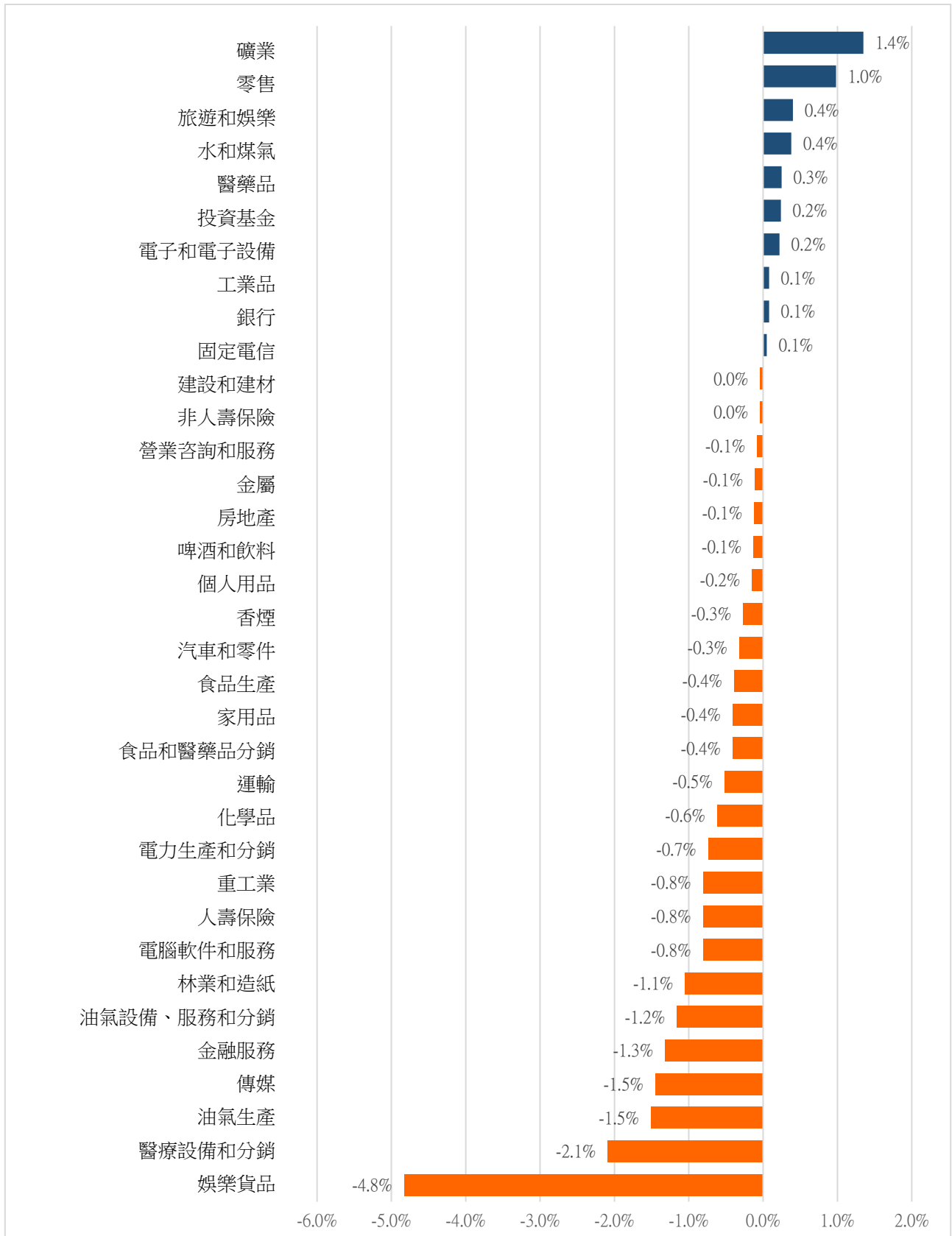
資料源: Bloomberg & Yuanta Research

資料源: Bloomberg & Yuanta Research

資料源: Bloomberg & Yuanta Research

We Create Fortune

### 各行業板塊的交易走勢



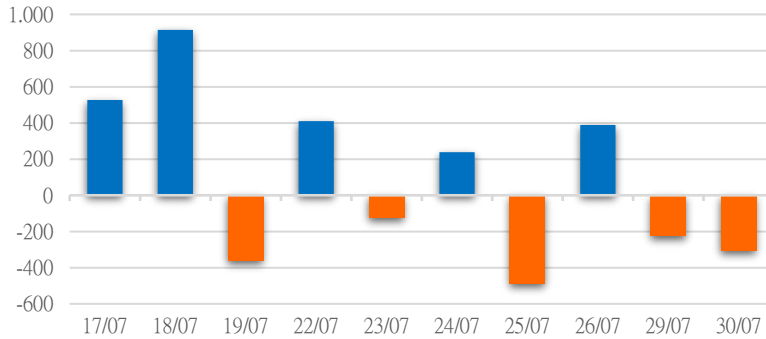
資料源: FinPro - YSVN



We Create Fortune

## 外資買進賣統計

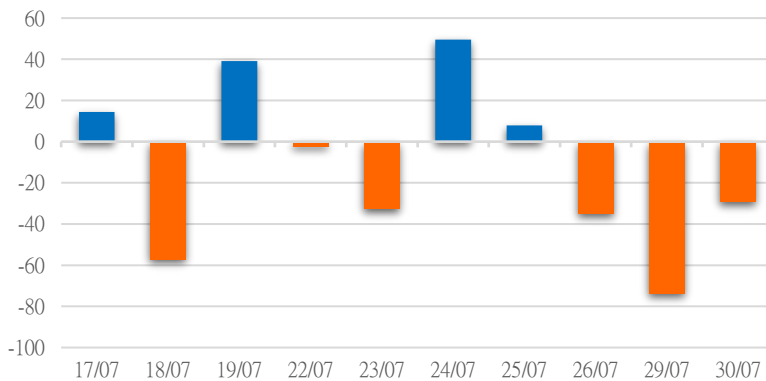
HSX 外資每日買/賣超



證券代碼	買超金額 (Mil.VND)	證券代碼	賣超金額 (Mil.VND)
VNM	124,496	HVN	-40,562
MSN	66,896	HAH	-35,959
MWG	29,442	PDR	-31,925
BCM	22,756	POW	-31,244
TCB	22,410	VPB	-29,338

HSX 外資買/賣超的前 5 名

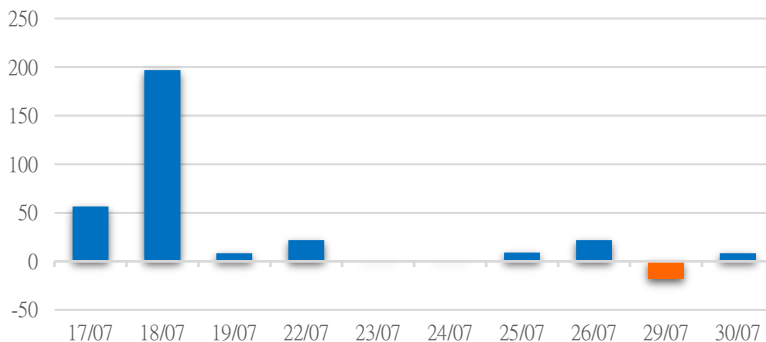
HNX 外資每日買/賣超



證券代碼	買超金額 (Mil.VND)	證券代碼	賣超金額 (Mil.VND)
NTP	4,178	MBS	-11,586
IDC	3,971	SHS	-6,263
PVI	2,075	PVS	-5,914
PLC	1,881	LAS	-5,123
API	1,100	DTD	-3,613

HNX 外資買/賣超的前 5 名

UPCOM 外資每日買/賣超



證券代碼	買超金額 (Mil.VND)	證券代碼	賣超金額 (Mil.VND)
ACV	8,643	MCH	-3,558
OIL	5,880	PHP	-3,366
MPC	345	SBS	-162
SJM	306	PAT	-107
CSI	302	MFS	-99

UPCOM 外資買/賣超的前 5 名

源: FiinPro - YSVN



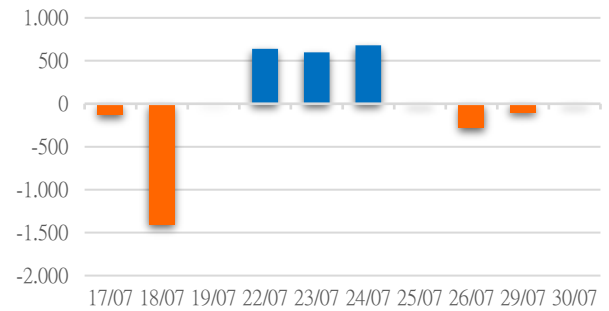
We Create **Fortune**

## 自營統計

證券代碼	買超金額 (Mil.VND)	證券代碼	賣超金額 (Mil.VND)
MBB	18,346	HPG	28,059
KBC	11,881	FUEKIV30	25,725
HSG	11,866	DBC	22,166
FUEVFNVD	10,683	STB	7,181
REE	9,037	VIC	6,792

HSX 自營交易最大前名

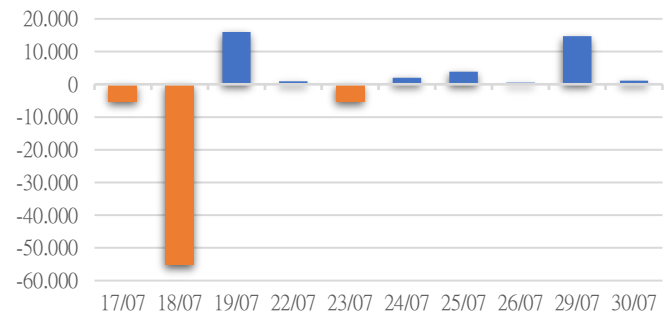
HSX 自營交易每日買/賣超  
( Bil.VND)



證券代碼	買超金額 (Mil.VND)	證券代碼	賣超金額 (Mil.VND)
PVS	3,679	PVI	4,432
MBS	3,030	L18	84
IDC	1,185		

HNX 自營交易最大前名

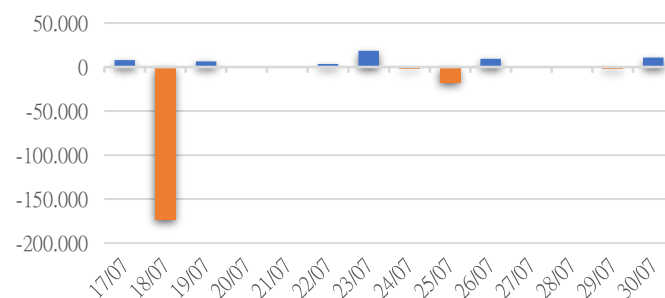
HNX 自營交易每日買/賣超  
( Mil.VND)



證券代碼	買超金額 (Mil.VND)	證券代碼	賣超金額 (Mil.VND)
BSR	9,720.00	ACV	3,303
APF	620.88		
VEA	291.87		
QTP	271.06		

UPCoM 自營交易最大前名

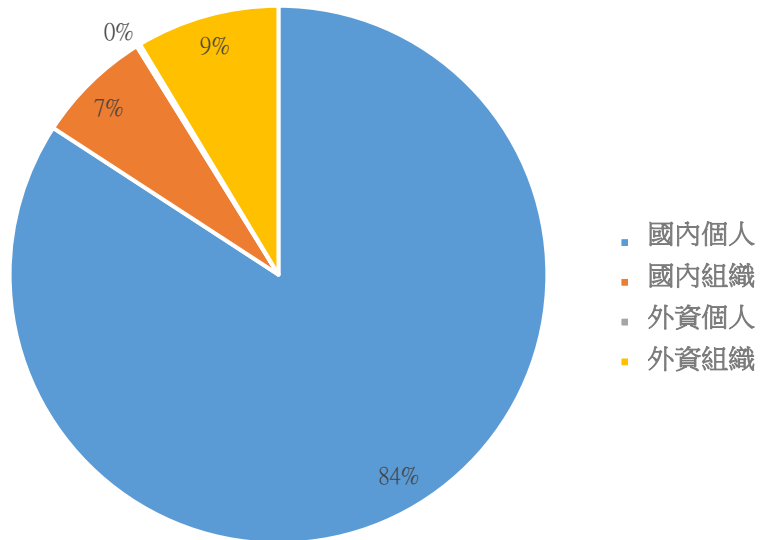
UPCoM 自營交易每日買/賣超  
( Mil.VND)





We Create **Fortune**

### 越南證券市場投資人類別統計

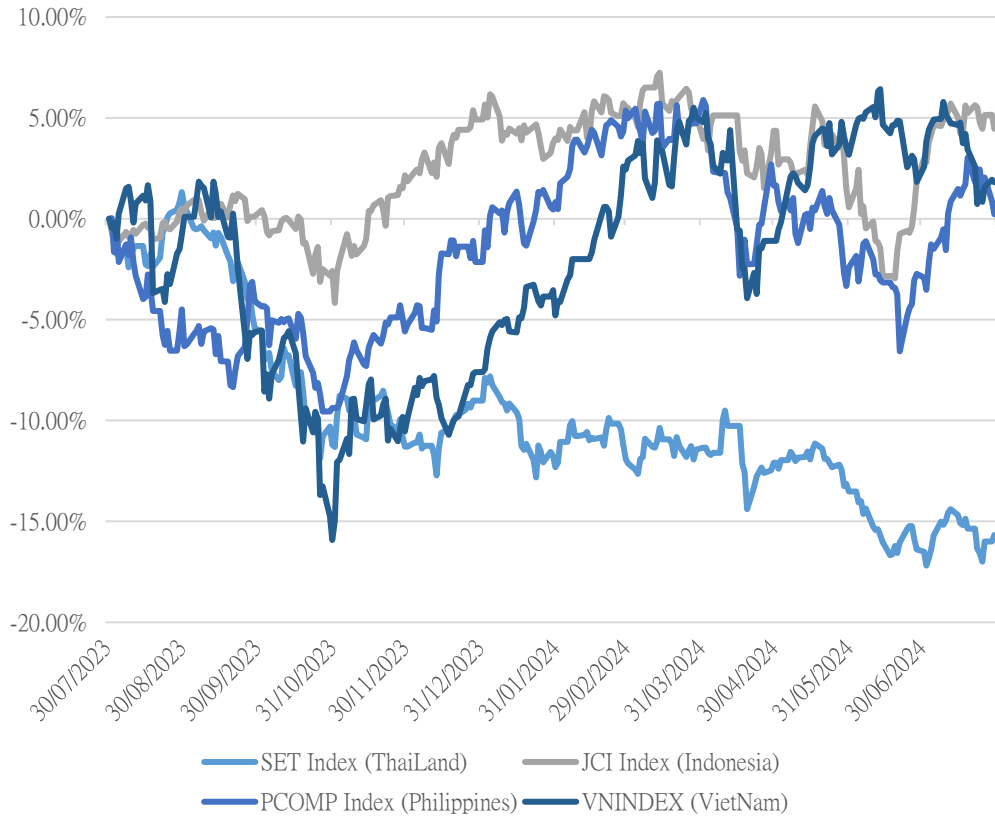


資料源: FiinPro - YSVN



We Create Fortune

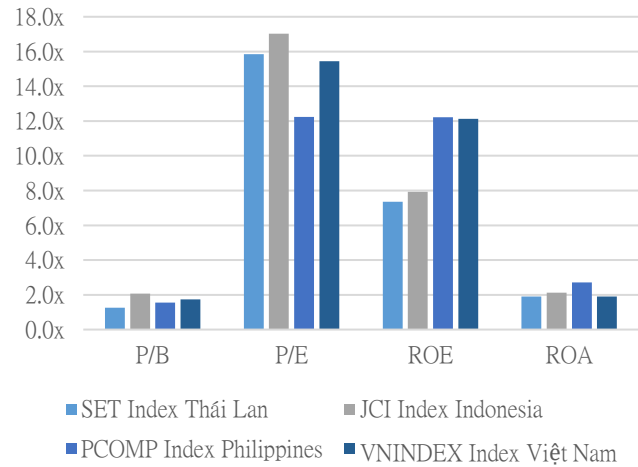
### 東南亞主要市場走勢比較



東南亞主要市場數據

		Thailand	Indonesia	Philippines	Vietnam
P/B		1.2x	2.1x	1.6x	1.7x
P/E		15.9x	17.0x	12.2x	15.5x
ROE	%	7.36	7.92	12.21	12.12
ROA	%	1.90	2.12	2.71	1.91
Vốn hóa	Tỷ USD	449.26	759.98	156.31	201.90
GTGD	Triệu USD	1.07	0.42	0.07	0.41
LS cổ tức	%	3.56	3.37	2.78	1.74

源: Bloomberg & YSVN







We Create **Fortune**

## 元大證券（越南）公司

### 個人客戶分析部

**Nguyễn Th ệ Minh**  
研究分析經理  
+84 28 3622 6868 ext 3826  
minh.nguyen@yuanta.com.vn

**Lý Thị Hi ệ n**  
研究分析主管  
+84 28 3622 6868 ext 3908  
hien.ly@yuanta.com.vn

**Quách Đức Khánh**  
研究分析副主管  
+84 28 3622 6868 ext 3833  
khanh.quach@yuanta.com.vn

**Khổng Hữu Hiệp**  
高級分析專員  
+84 28 3622 6868 ext 3912  
hiep.khong@yuanta.com.vn

**Nguyễn Trịnh Ngọc Hồng**  
高級分析專員  
+84 28 3622 6868 ext 3832  
hong.nguyen@yuanta.com.vn

**Phạm Tấn Phát**  
高級分析專員  
+84 28 3622 6868 ext 3880  
phat.pham@yuanta.com.vn

### 個人客戶業務部

**Phạm Đắc Thành**  
北部營業中心經理  
+84 28 3622 6868 ext 3416  
thanh.pham@yuanta.com.vn

**Võ Thị Thu Thủy**  
平陽分行經理  
+84 28 3622 6868 ext 3505  
thuy.vo@yuanta.com.vn

**Lương Kỳ Ty**  
堤岸分行經理  
+84 28 3622 6868 ext 3653  
ty.luong@yuanta.com.vn

**Bùi Quốc Phong**  
同奈分行經理  
+84 28 3622 6868 ext 3701  
phong.bui@yuanta.com.vn

**Võ Đình Tuấn**  
峴港分行經理  
+84 28 3622 6868 ext 3301  
tuan.vo@yuanta.com.vn

**Nguyễn Việt Quang**  
河內分行經理  
+84 28 3622 6868 ext 3404  
quang.nguyen@yuanta.com.vn

**Đinh Thị Thu Cúc**  
頭頓分行經理  
+84 28 3622 6868 ext 3203  
cuc.dinh@yuanta.com.vn



We Create **Fortune**

## Appendix A: Important Disclosures

### Analyst Certification

Each research analyst primarily responsible for the content of this research report, in whole or in part, certifies that with respect to each security or issuer that the analyst covered in this report: (1) all of the views expressed accurately reflect his or her personal views about those securities or issuers; and (2) no part of his or her compensation was, is, or will be, directly or indirectly, related to the specific recommendations or views expressed by that research analyst in the research report.

### Ratings Definitions

**BUY:** We have a positive outlook on the stock based on our expected absolute or relative return over the investment period. Our thesis is based on our analysis of the company's outlook, financial performance, catalysts, valuation and risk profile. We recommend investors add to their position.

**HOLD-Outperform:** In our view, the stock's fundamentals are relatively more attractive than peers at the current price. Our thesis is based on our analysis of the company's outlook, financial performance, catalysts, valuation and risk profile.

**HOLD-Underperform:** In our view, the stock's fundamentals are relatively less attractive than peers at the current price. Our thesis is based on our analysis of the company's outlook, financial performance, catalysts, valuation and risk profile.

**SELL:** We have a negative outlook on the stock based on our expected absolute or relative return over the investment period. Our thesis is based on our analysis of the company's outlook, financial performance, catalysts, valuation and risk profile. We recommend investors reduce their position.

**Under Review:** We actively follow the company, although our estimates, rating and target price are under review.

**Restricted:** The rating and target price have been suspended temporarily to comply with applicable regulations and/or Yuanta policies.

Note: Yuanta research coverage with a Target Price is based on an investment period of 12 months. Greater China Discovery Series coverage does not have a formal 12 month Target Price and the recommendation is based on an investment period specified by the analyst in the report.

### Global Disclaimer

© 2018 Yuanta. All rights reserved. The information in this report has been compiled from sources we believe to be reliable, but we do not hold ourselves responsible for its completeness or accuracy. It is not an offer to sell or solicitation of an offer to buy any securities. All opinions and estimates included in this report constitute our judgment as of this date and are subject to change without notice.

This report provides general information only. Neither the information nor any opinion expressed herein constitutes an offer or invitation to make an offer to buy or sell securities or other investments. This material is prepared for general circulation to clients and is not intended to provide tailored investment advice and does not take into account the individual financial situation and objectives of any specific person who may receive this report. Investors should seek financial advice regarding the appropriateness of investing in any securities, investments or investment strategies discussed or recommended in this report. The information contained in this report has been compiled from sources believed to be reliable but no representation or warranty, express or implied, is made as to its accuracy, completeness or correctness. This report is not (and should not be construed as) a solicitation to act as securities broker or dealer in any jurisdiction by any person or company that is not legally permitted to carry on such business in that jurisdiction.

Yuanta research is distributed in the United States only to Major U.S. Institutional Investors (as defined in Rule 15a-6 under the Securities Exchange Act of 1934, as amended and SEC staff interpretations thereof). All transactions by a US person in the securities mentioned in this report must be effected through a registered broker-dealer under Section 15 of the Securities Exchange Act of 1934, as amended. Yuanta research is distributed in Taiwan by Yuanta Securities Investment Consulting. Yuanta research is distributed in Hong Kong by Yuanta Securities (Hong Kong) Co. Limited, which is licensed in Hong Kong by the Securities and Futures Commission for regulated activities, including Type 4 regulated activity (advising on securities). In Hong Kong, this research report may not be redistributed, retransmitted or disclosed, in whole or in part or and any form or manner, without the express written