

復甦期可能會繼續

2024/08/05

合約走勢					
	收盤	+/-	交易量	到期日	剩餘時間
單位	點數	點數	合約	日期	日
VN30F2408	1275.9	0.9	270,992	15/08	13
VN30F2409	1279.1	0.0	786	19/09	48
VN30F2412	1274.1	-3.7	92	19/12	139
VN30F2503	1281.0	2.0	55	20/03	230

源自 Bloomberg - YSVN

合約更改交易量和持倉量				
	交易量	+/-	OI	+/-
單位	合約	%		%
VN30F2408	270,992	6.5%	55,375	
VN30F2409	786	-32.3%	1,380	
VN30F2412	92	-54.0%	586	
VN30F2503	55	-6.8%	49	

源自：Bloomberg - YSVN

合約的基差變動			
	基差	前一盤	+/-
單位	點數	點數	點數
VN30F2408	-5.1	3.0	-8.1
VN30F2409	-1.9	3.0	-4.9
VN30F2412	-6.9	5.8	-12.7
VN30F2503	0.0	7.0	-7.0

源自：Bloomberg - YSVN

合約走勢

- 當世界市場在前一交易日出現負面走勢時，期貨合約在盤初的交易日持續下跌。然而，進入午盤時段，合約逐漸平衡並強勁復甦，尤其是接近尾盤時。VN30F2408 收盤上漲近 1 點，基差偏離 -5.1 點。
- VN30F2408 的成交量比前一交易日增加 7%，合約的持倉量減少至 55,375 份。

VN30F1M 的評估

- 當價格走勢圖進入超賣狀態時，VN30F2408 再次強勁復甦。同時，價格走勢圖在日線圖內已到達線性迴歸線的下邊界，支持可以繼續的復甦。復甦期可能會在本周的前幾個交易日繼續，目標達到 1284-1292 點。
- VN30F2408 合約的短期走勢在日線圖維持下跌，追蹤停損位於 1298 點。

投資策略

當天策略 (Intraday)	投資者考慮先多頭後空頭的策略。具體而行，多頭倉位在 1270-1272 點開設，停損於 1267 點，止盈在 1280-1284 點。 當價格在盤初上漲至 1280-1284 點時，空頭倉位考慮短暫開設，止損在 1286 點。
主要短期趨勢策略 (Daily)	投資者保持觀察倉位，並等待特定的入場點。

Pham Tan Phat

高級分析專員

Email: phat.pham@yuanta.com.vn

Phone: (084) 28 3622 6868 ext 3880



We Create Fortune

VN30F1M 合約走勢圖

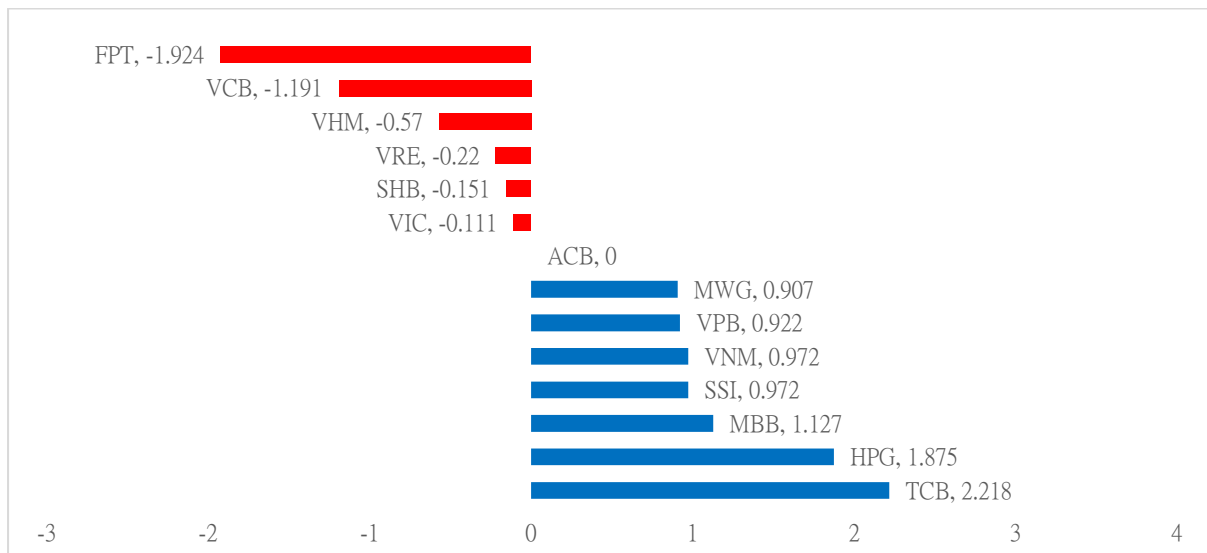


	VN30F2408-Daily	VN30F2408-1H
趨勢	下跌	上漲
支撐 1	1256	1272
支撐 2	1221	1260
阻力 1	1298	1279
阻力 2	1306	1284

.VN30-INDEX 指數走勢

VN30-Index 收盤上漲 0.71%，其中 TCB, HPG 和 MBB 是幫助指數最大的股票。相反，FPT, VCB 和 VHM 是導致指數下跌最多的股票。

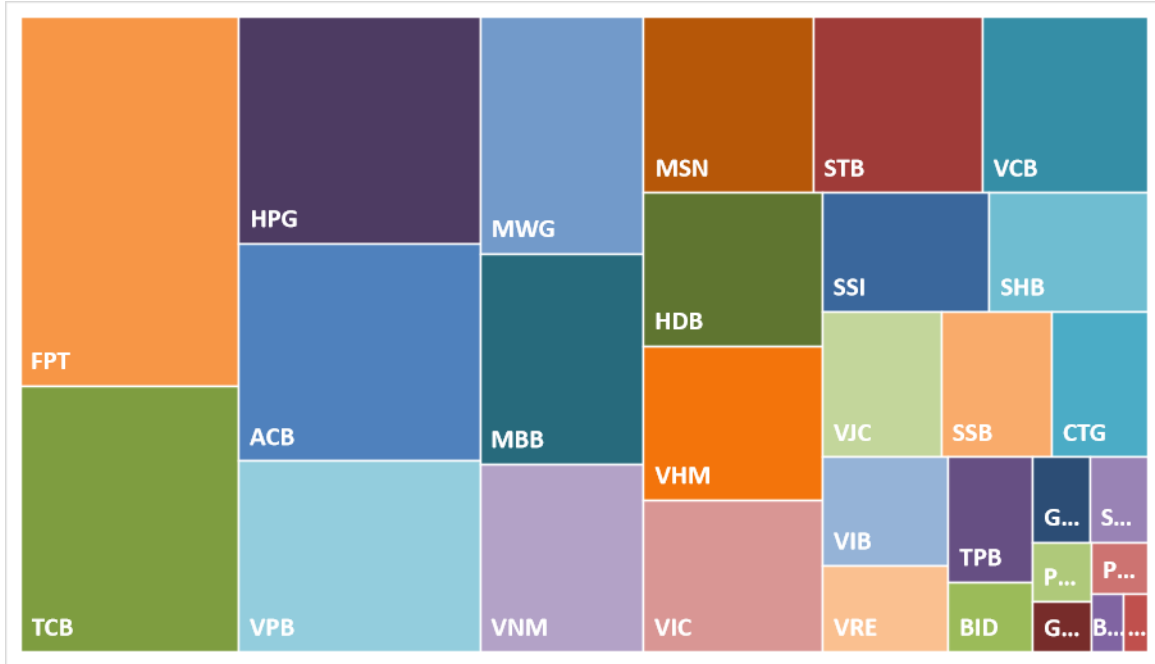
VN30-INDEX 中最有影響力的成份股



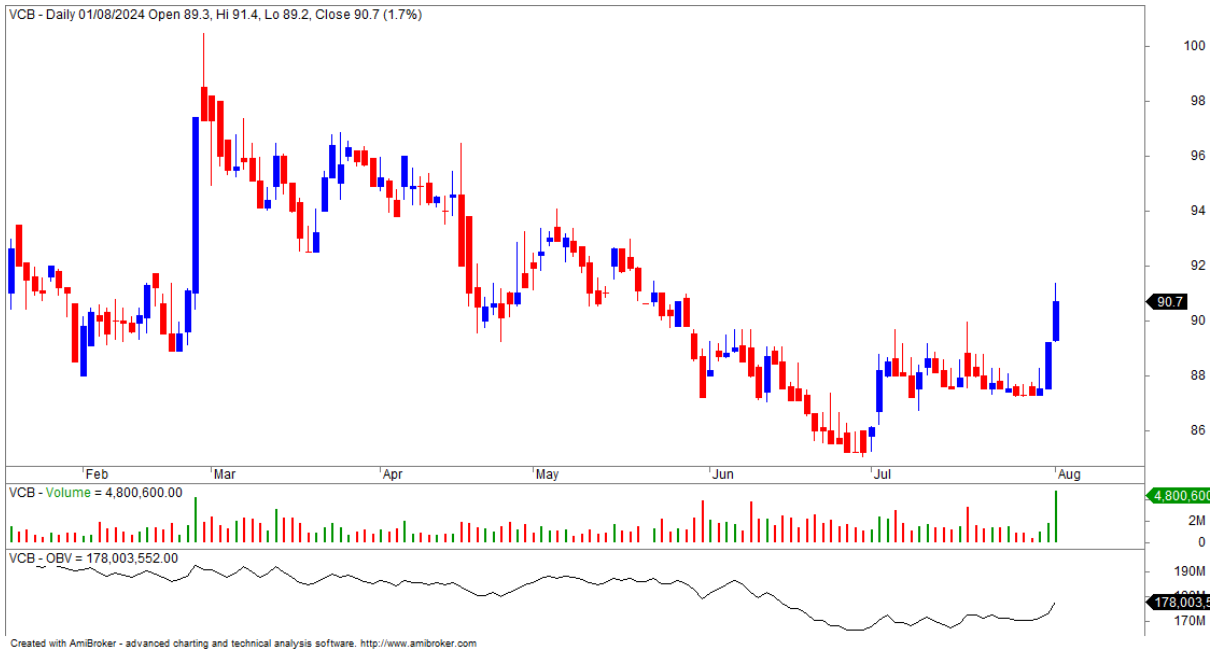


We Create Fortune

VN30-INDEX 中的資本化



TCB 的走勢圖



We Create Fortune

VN30-INDEX 中的成分股

股碼	公司名稱	行業	比重	收盤價	資本化	PER	PBR	3 個月平均交易量	外資持有	52 週最高	52 週最底
		單位	%	VND	Bil. VND	x	x	'000 cp	%	VND	VND
BID	越南投資與發展商業股份銀行	金融	7.3%	23,950	106,976	6.5	1.4	9,729	30%	26,261	18,217
KDH	Khang Dien 房屋貿易投資股份公司	房地產	0.2%	68,800	71,208	27.3	3.8	972	2%	78,900	50,400
CTG	越南工商股份銀行	金融	0.8%	47,750	272,196	11.9	2.1	2,149	17%	56,700	34,608
ACB	亞洲商業股份銀行	金融	0.2%	43,500	32,291	17.3	1.4	832	26%	48,300	38,200
PLX	越南油氣集團	能源	1.9%	31,550	169,423	8.4	1.3	7,858	26%	37,150	24,431
BVH	Bao Viet 集團	金融	11.6%	123,200	179,927	25.2	6.5	6,032	45%	139,700	70,870
FPT	FPT 發展投資工藝股份公司	科技	0.7%	78,900	181,213	16.2	2.6	1,265	2%	93,250	73,000
GAS	越南氣體總公司 - 股份公司	公用服務	0.4%	32,350	129,400	45.3	2.5	4,693	1%	39,000	16,450
POW	越南天然氣股份總公司	公用服務	4.3%	26,100	76,018	6.3	1.5	7,853	18%	26,700	15,850
HDB	胡志明市發展商業股份銀行	金融	7.3%	27,250	174,298	15.6	1.6	22,405	24%	29,950	20,545
HPG	Hoa Phat (和發) 集團股份公司	原材料	5.2%	23,800	126,291	5.8	1.3	17,719	23%	25,750	16,950
MBB	軍隊貿易股份銀行	金融	3.9%	72,200	103,849	146.9	3.1	5,386	29%	89,400	56,000
MSN	Masan 集團股份公司	必需消費品	5.6%	62,900	91,954	41.7	3.5	9,403	47%	67,400	33,600
MWG	世界移動通信投資股份公司	非必需消費品	0.5%	47,500	60,353	17.1	2.4	2,323	18%	48,700	31,300
NVL	Nova 房地產投資集團股份公司	房地產	0.5%	13,800	32,318	41.3	1.0	14,617	4%	15,900	10,400
PNJ	Phu Nuan (富潤) 珠寶股份公司	非必需消費品	0.6%	55,100	70,669	16.8	3.0	1,187	61%	88,000	52,000
GVR	越南橡膠工業集團	原材料	2.6%	10,850	39,737	4.9	0.7	23,349	3%	13,600	9,990
PDR	Phat Dat 開發房地產股份公司	房地產	2.3%	22,600	56,403	12.2	1.7	2,492	0%	31,300	20,000
TPB	Tien Phong 股份商業銀行	金融	2.5%	31,250	47,161	16.5	1.9	12,563	#VALUE!	39,250	25,650
SAB	西貢啤酒 - 酒精 - 飲料股份公司	必需消費品	4.0%	28,400	53,540	6.5	1.1	11,330	23%	33,700	25,850
SSI	SSI 西貢證券股份公司	金融	8.1%	23,500	165,558	7.7	1.2	16,193	21%	25,250	13,600
STB	西貢商信銀行 (sacombank)	金融	1.5%	17,750	39,079	8.2	1.1	8,906	29%	20,250	15,600
TCB	越南技商股份銀行 (Techcombank)	金融	4.1%	88,700	495,752	14.9	2.7	1,664	23%	100,500	80,100
VCB	越南外商貿易股份銀行	金融	3.6%	36,000	156,757	6.7	0.8	6,822	15%	64,100	34,600
VHM	Vinhomes 股份公司	房地產	1.8%	21,100	53,527	7.0	1.4	4,448	5%	25,000	17,300
VIC	Vingroup 集團股份公司	房地產	3.6%	42,000	160,594	41.2	1.2	2,171	11%	76,600	38,700
VJC	Vietjet 越捷航空股份公司	工業	2.4%	104,800	56,761	46.9	3.4	933	16%	119,600	94,000
VNM	越南牛奶股份公司	必需消費品	4.5%	71,500	149,432	17.2	4.4	3,992	50%	81,200	63,000
VPB	Viet Nam Thinh Vuong (越南繁榮) 貿易股份銀行	金融	6.8%	18,750	148,761	12.4	1.1	20,729	26%	23,150	17,700
VRE	Vincom Retail 股份公司	房地產	1.2%	17,950	40,788	9.1	1.0	9,789	23%	32,000	17,750



We Create **Fortune**

元大證券（越南）公司

個人客戶分析部

Nguyễn Th ê Minh

研究分析經理

+84 28 3622 6868 ext 3826

minh.nguyen@yuantan.com.vn

Lý Thị Hi ền

研究分析主管

+84 28 3622 6868 ext 3908

hien.ly@yuantan.com.vn

Quách Đức Khánh

高級分析專員

+84 28 3622 6868 ext 3833

khanh.quach@yuantan.com.vn

Khổng Hữu Hiệp

高級分析專員

+84 28 3622 6868 ext 3912

hiep.khong@yuantan.com.vn

Nguyễn Trịnh Ngọc Hồng

高級分析專員

+84 28 3622 6868 ext 3832

hong.nguyen@yuantan.com.vn

Phạm Tấn Phát

高級分析專員

+84 28 3622 6868 ext 3880

phat.pham@yuantan.com.vn

個人客戶業務部

Nguyễn Thanh Tùng

總公司業務經理

+84 28 3622 6868 ext 3609

tung.nguyen@yuantan.com.vn

Phạm Đắc Thành

北部區域經理

+84 28 3622 6868 ext 3416

thanh.pham@yuantan.com.vn

Nguyễn Mạnh Hoat

南部區域經理（胡志明市）

+84 28 3622 6868 ext 3847

hoat.nguyen@yuantan.com.vn

Lương Kỳ Ty

堤岸分行經理

+84 28 3622 6868 ext 3653

ty.luong@yuantan.com.vn

Bùi Quốc Phong

同奈分行經理

+84 28 3622 6868 ext 3701

phong.bui@yuantan.com.vn

Võ Thị Thu Thủy

平陽分行經理

+84 28 3622 6868 ext 3505

thuy.vo@yuantan.com.vn

Nguyễn Việt Quang

河內分行經理

+84 28 3622 6868 ext 3404

quang.nguyen@yuantan.com.vn

Võ Đình Tuấn

峴港分行經理

+84 28 3622 6868 ext 3301

tuan.vo@yuantan.com.vn

Đinh Thị Thu Cúc

頭頓分行經理

+84 28 3622 6868 ext 3203

cuc.dinh@yuantan.com.vn



We Create **Fortune**

Appendix A: Important Disclosures

Analyst Certification

Each research analyst primarily responsible for the content of this research report, in whole or in part, certifies that with respect to each security or issuer that the analyst covered in this report: (1) all of the views expressed accurately reflect his or her personal views about those securities or issuers; and (2) no part of his or her compensation was, is, or will be, directly or indirectly, related to the specific recommendations or views expressed by that research analyst in the research report.

Ratings Definitions

BUY: We have a positive outlook on the stock based on our expected absolute or relative return over the investment period. Our thesis is based on our analysis of the company's outlook, financial performance, catalysts, valuation and risk profile. We recommend investors add to their position.

HOLD-Outperform: In our view, the stock's fundamentals are relatively more attractive than peers at the current price. Our thesis is based on our analysis of the company's outlook, financial performance, catalysts, valuation and risk profile.

HOLD-Underperform: In our view, the stock's fundamentals are relatively less attractive than peers at the current price. Our thesis is based on our analysis of the company's outlook, financial performance, catalysts, valuation and risk profile.

SELL: We have a negative outlook on the stock based on our expected absolute or relative return over the investment period. Our thesis is based on our analysis of the company's outlook, financial performance, catalysts, valuation and risk profile. We recommend investors reduce their position.

Under Review: We actively follow the company, although our estimates, rating and target price are under review.

Restricted: The rating and target price have been suspended temporarily to comply with applicable regulations and/or Yuanta policies.

Note: Yuanta research coverage with a Target Price is based on an investment period of 12 months. Greater China Discovery Series coverage does not have a formal 12 months Target Price and the recommendation is based on an investment period specified by the analyst in the report.

Global Disclaimer

© 2020 Yuanta. All rights reserved. The information in this report has been compiled from sources we believe to be reliable, but we do not hold ourselves responsible for its completeness or accuracy. It is not an offer to sell or solicitation of an offer to buy any securities. All opinions and estimates included in this report constitute our judgment as of this date and are subject to change without notice.

This report provides general information only. Neither the information nor any opinion expressed herein constitutes an offer or invitation to make an offer to buy or sell securities or other investments. This material is prepared for general circulation to clients and is not intended to provide tailored investment advice and does not take into account the individual financial situation and objectives of any specific person who may receive this report. Investors should seek financial advice regarding the appropriateness of investing in any securities, investments or investment strategies discussed or recommended in this report. The information contained in this report has been compiled from sources believed to be reliable but no representation or warranty, express or implied, is made as to its accuracy, completeness or correctness. This report is not (and should not be construed as) a solicitation to act as securities broker or dealer in any jurisdiction by any person or company that is not legally permitted to carry on such business in that jurisdiction.

Yuanta research is distributed in the United States only to Major U.S. Institutional Investors (as defined in Rule 15a-6 under the Securities Exchange Act of 1934, as amended and SEC staff interpretations thereof). All transactions by a US person in the securities mentioned in this report must be effected through a registered broker-dealer under Section 15 of the Securities Exchange Act of 1934, as amended. Yuanta research is distributed in Taiwan by Yuanta Securities Investment Consulting. Yuanta research is distributed in Hong Kong by Yuanta Securities (Hong Kong) Co. Limited, which is licensed in Hong Kong by the Securities and Futures Commission for regulated activities, including Type 4 regulated activity (advising on securities). In Hong Kong, this research report may not be redistributed, retransmitted or disclosed, in whole or in part or any form or manner, without the express written consent of Yuanta Securities (Hong Kong) Co. Limited.