

上漲至 1270-1275 點

2024/08/13

合約走勢					
	收盤	+/-	交易量	到期日	剩餘時間
單位	點數	點數	合約	日期	日
VN30F2408	1270.0	5.1	226,422	15/08	5
VN30F2409	1270.9	4.8	4672	19/09	40
VN30F2412	1271.1	4.1	40	19/12	131
VN30F2503	1273.0	3.4	24	20/03	222

源自 Bloomberg - YSVN

合約更改交易量和持倉量				
	交易量	+/-	OI	+/-
單位	合約	%		%
VN30F2408	226,422	-7.9%	51,621	
VN30F2409	4,672	278.6%	2,306	
VN30F2412	40	-85.1%	646	
VN30F2503	24	4.3%	24	

源自：Bloomberg - YSVN

合約的基差變動			
	基差	前一盤	+/-
單位	點數	點數	點數
VN30F2408	-1.4	0.1	-1.5
VN30F2409	-0.5	0.1	-0.6
VN30F2412	-0.3	2.2	-2.5
VN30F2503	1.6	4.8	-3.2

源自：Bloomberg - YSVN

Pham Tan Phat
高級分析專員
Email: phat.pham@yuanta.com.vn
Phone: (084) 28 3622 6868 ext 3880

合約走勢

- 儘管在盤初的交易日出現小幅調整，但上漲勢頭在交易日繼續保持。4 個合約全部在連續第二個交易日收盤上漲，其中 VN30F2408 收漲 5 點，基差偏離 -1.4 點。
- VN30F2408 的成交量比前一交易日減少 8%，合約的持倉量減少至 51,621 份。

VN30F1M 的評估

- VN30F2408 交易於 1270-1275 點附近的平行通道線上限。RSI 指標出現小幅下跌背離，顯示合約可能暫時回歸或在 1260-1275 點進一步積累，然後繼續上漲至 1275 點以上。
- VN30F2408 合約的短期走勢在日線圖維持下跌，追蹤停損位於 1282 點。

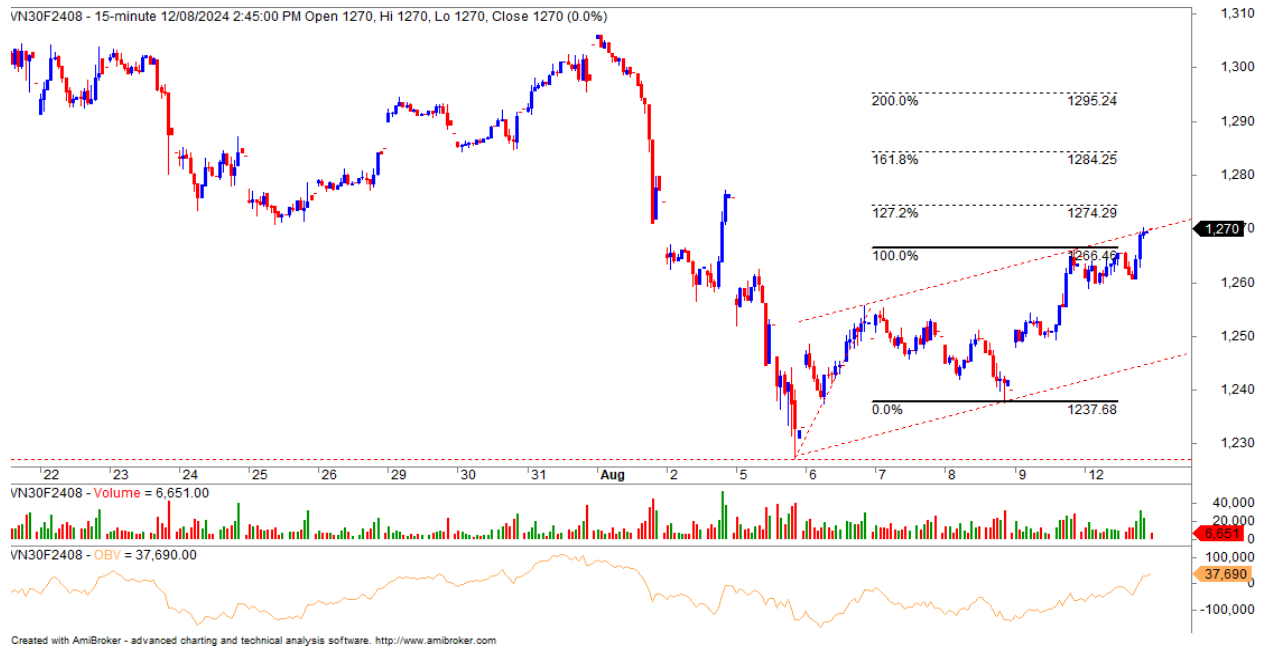
投資策略

當天策略 (Intraday)	投資者考慮先空頭後多頭的策略。具體來說，空頭倉位在 1273-1275 點開設，停損於 1276 點。 多頭倉位考慮在 1260-1262 點開設，停損於 1257 點。
主要短期趨勢策略 (Daily)	當價格在相當寬幅的橫盤波動時，投資者保持觀察倉位。



We Create Fortune

VN30F1M 合約走勢圖

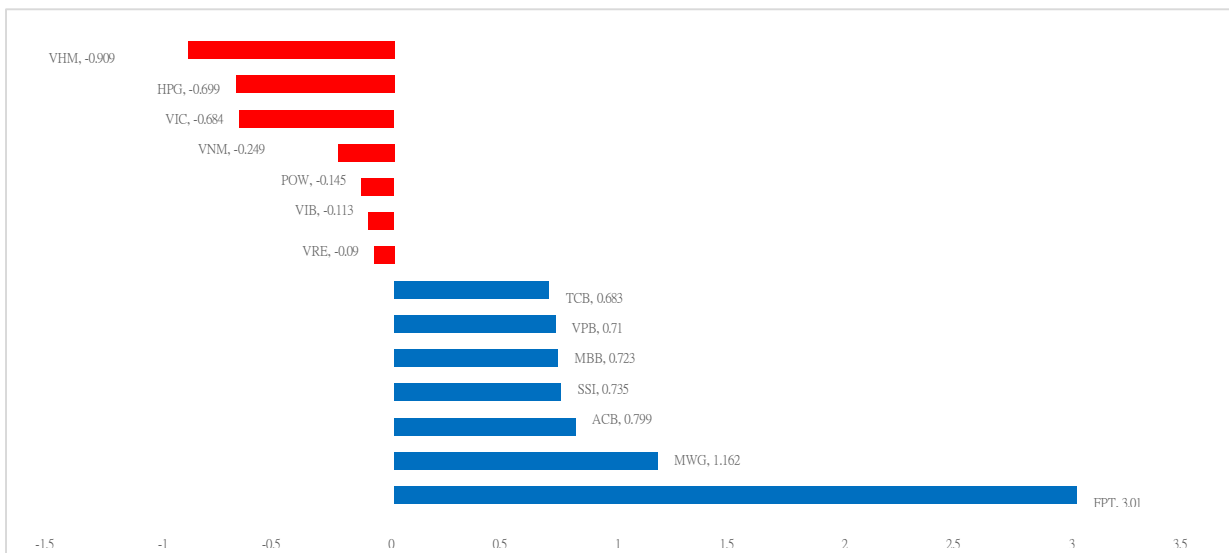


	VN30F2408-Daily	VN30F2408-1H
趨勢	下跌	上漲
支撐 1	1226	1260
支撐 2	1215	1254
阻力 1	1282	1275
阻力 2	1306	1282

VN30-INDEX 指數走勢

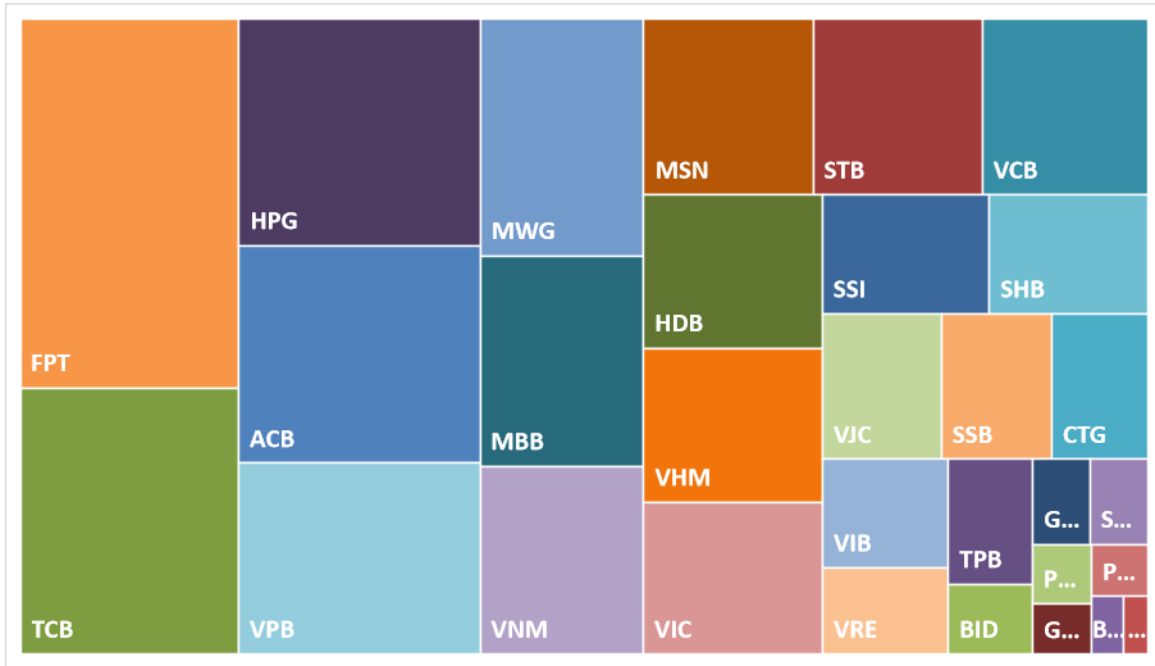
VN30-Index 收盤上漲 0.52%，其中 FPT, MWG 和 ACB 是幫助指數最多的股票。相反，VHM, HPG 和 VIC 是導致指數下跌最多的股票。

VN30-INDEX 中最有影響力的成份股



We Create **Fortune**

VN30-INDEX 中的資本化



FPT 的走勢圖





We Create Fortune

VN30-INDEX 中的成分股

股碼	公司名稱	行業	比重	收盤價	資本化	PER	PBR	3個月平均交易量	外資持有	52週最高	52週最低
		單位	%	VND	Bil. VND	x	x	'000 cp	%	VND	VND
BID	越南投資與發展商業股份銀行	金融	7.5%	23,800	106,306	6.5	1.4	9,870	30%	26,261	18,217
KDH	Khang Dien 房屋貿易投資股份公司	房地產	0.2%	71,200	73,692	28.3	3.9	1,016	2%	74,400	50,400
CTG	越南工商股份銀行	金融	0.8%	46,800	266,780	11.7	2.1	2,214	17%	56,700	34,608
ACB	亞洲商業股份銀行	金融	0.3%	43,300	32,143	17.2	1.4	843	26%	48,300	38,200
PLX	越南油氣集團	能源	2.0%	31,700	170,229	8.4	1.3	7,870	26%	37,150	24,431
BVH	Bao Viet 集團	金融	9.9%	130,000	189,858	26.6	6.9	6,244	45%	139,700	70,870
FPT	FPT 發展投資工藝股份公司	科技	0.7%	82,500	189,481	16.8	2.7	1,342	2%	93,250	73,000
GAS	越南氣體總公司 - 股份公司	公用服務	0.4%	33,200	132,800	46.5	2.6	4,567	1%	39,000	16,450
POW	越南天然氣股份總公司	公用服務	4.3%	25,550	74,416	6.1	1.5	7,826	19%	26,700	15,850
HDB	胡志明市發展商業股份銀行	金融	7.1%	25,850	165,343	14.8	1.5	22,149	24%	29,950	20,545
HPG	Hoa Phat (和發) 集團股份公司	原材料	5.4%	23,700	125,760	5.8	1.3	17,912	23%	25,750	16,950
MBB	軍隊貿易股份銀行	金融	3.8%	75,200	108,164	158.6	3.2	5,458	30%	84,500	56,000
MSN	Masan 集團股份公司	必需消費品	6.1%	66,600	97,364	44.2	3.7	8,865	47%	67,400	33,600
MWG	世界移動通信投資股份公司	非必需消費品	0.5%	48,850	62,068	17.5	2.5	2,355	18%	49,800	31,300
NVL	Nova 房地產投資集團股份公司	房地產	0.6%	13,600	31,849	30.1	1.0	14,834	4%	15,900	10,400
PNJ	Phu Nhuan (富潤) 珠寶股份公司	非必需消費品	0.6%	54,000	69,258	16.4	2.9	1,148	61%	88,000	52,000
GVR	越南橡膠工業集團	原材料	2.6%	10,500	38,455	4.8	0.7	22,225	3%	13,100	9,990
PDR	Phat Dat 開發房地產股份公司	房地產	2.5%	21,750	54,281	11.7	1.7	2,548	0%	30,450	20,000
TPB	Tien Phong 股份商業銀行	金融	2.6%	32,000	48,292	16.9	2.0	12,777	#VALUE!	39,250	25,650
SAB	西貢啤酒 - 酒精 - 飲料股份公司	必需消費品	4.3%	29,200	55,048	6.7	1.1	11,447	23%	33,700	25,850
SSI	SSI 西貢證券股份公司	金融	7.6%	21,250	149,707	7.0	1.1	16,296	21%	25,250	13,600
STB	西貢商信銀行 (sacombank)	金融	1.5%	17,250	37,978	8.0	1.1	9,559	29%	20,250	15,600
TCB	越南技商股份銀行 (Techcombank)	金融	4.2%	87,800	490,722	14.7	2.7	1,685	23%	100,500	80,100
VCB	越南外商貿易股份銀行	金融	3.7%	36,500	158,934	6.8	0.8	7,524	15%	64,100	34,000
VHM	Vinhomes 股份公司	房地產	1.9%	20,800	52,766	6.9	1.4	4,381	5%	25,000	17,300
VIC	Vingroup 集團股份公司	房地產	3.6%	40,600	155,241	39.8	1.2	2,285	11%	76,600	38,700
VJC	Vietjet 越捷航空股份公司	工業	2.4%	101,100	54,757	45.3	3.3	879	15%	119,600	94,000
VNM	越南牛奶股份公司	必需消費品	4.8%	73,000	152,567	17.6	4.4	4,510	51%	81,200	63,000
VPB	Viet Nam Thinh Vuong (越南繁榮) 貿易股份銀行	金融	6.8%	18,150	144,001	12.0	1.1	21,246	26%	23,150	17,500
VRE	Vincom Retail 股份公司	房地產	1.2%	17,400	39,538	8.8	1.0	10,060	23%	32,000	16,700



We Create **Fortune**

元大證券（越南）公司

個人客戶分析部

Nguyễn Th ê Minh

研究分析經理

+84 28 3622 6868 ext 3826

minh.nguyen@yuantan.com.vn

Lý Thị Hi ền

研究分析主管

+84 28 3622 6868 ext 3908

hien.ly@yuantan.com.vn

Quách Đức Khánh

高級分析專員

+84 28 3622 6868 ext 3833

khanh.quach@yuantan.com.vn

Khổng Hữu Hiệp

高級分析專員

+84 28 3622 6868 ext 3912

hiiep.khong@yuantan.com.vn

Nguyễn Trịnh Ngọc Hồng

高級分析專員

+84 28 3622 6868 ext 3832

hong.nguyen@yuantan.com.vn

Phạm Tấn Phát

高級分析專員

+84 28 3622 6868 ext 3880

phat.pham@yuantan.com.vn

個人客戶業務部

Nguyễn Thanh Tùng

總公司業務經理

+84 28 3622 6868 ext 3609

tung.nguyen@yuantan.com.vn

Phạm Đắc Thành

北部區域經理

+84 28 3622 6868 ext 3416

thanh.pham@yuantan.com.vn

Nguyễn Mạnh Hoat

南部區域經理（胡志明市）

+84 28 3622 6868 ext 3847

hoat.nguyen@yuantan.com.vn

Lương Kỳ Ty

堤岸分行經理

+84 28 3622 6868 ext 3653

ty.luong@yuantan.com.vn

Bùi Quốc Phong

同奈分行經理

+84 28 3622 6868 ext 3701

phong.bui@yuantan.com.vn

Võ Thị Thu Thủy

平陽分行經理

+84 28 3622 6868 ext 3505

thuy.vo@yuantan.com.vn

Nguyễn Việt Quang

河內分行經理

+84 28 3622 6868 ext 3404

quang.nguyen@yuantan.com.vn

Võ Đình Tuấn

峴港分行經理

+84 28 3622 6868 ext 3301

tuan.vo@yuantan.com.vn

Đinh Thị Thu Cúc

頭頓分行經理

+84 28 3622 6868 ext 3203

cuc.dinh@yuantan.com.vn



We Create **Fortune**

Appendix A: Important Disclosures

Analyst Certification

Each research analyst primarily responsible for the content of this research report, in whole or in part, certifies that with respect to each security or issuer that the analyst covered in this report: (1) all of the views expressed accurately reflect his or her personal views about those securities or issuers; and (2) no part of his or her compensation was, is, or will be, directly or indirectly, related to the specific recommendations or views expressed by that research analyst in the research report.

Ratings Definitions

BUY: We have a positive outlook on the stock based on our expected absolute or relative return over the investment period. Our thesis is based on our analysis of the company's outlook, financial performance, catalysts, valuation and risk profile. We recommend investors add to their position.

HOLD-Outperform: In our view, the stock's fundamentals are relatively more attractive than peers at the current price. Our thesis is based on our analysis of the company's outlook, financial performance, catalysts, valuation and risk profile.

HOLD-Underperform: In our view, the stock's fundamentals are relatively less attractive than peers at the current price. Our thesis is based on our analysis of the company's outlook, financial performance, catalysts, valuation and risk profile.

SELL: We have a negative outlook on the stock based on our expected absolute or relative return over the investment period. Our thesis is based on our analysis of the company's outlook, financial performance, catalysts, valuation and risk profile. We recommend investors reduce their position.

Under Review: We actively follow the company, although our estimates, rating and target price are under review.

Restricted: The rating and target price have been suspended temporarily to comply with applicable regulations and/or Yuanta policies.

Note: Yuanta research coverage with a Target Price is based on an investment period of 12 months. Greater China Discovery Series coverage does not have a formal 12 months Target Price and the recommendation is based on an investment period specified by the analyst in the report.

Global Disclaimer

© 2020 Yuanta. All rights reserved. The information in this report has been compiled from sources we believe to be reliable, but we do not hold ourselves responsible for its completeness or accuracy. It is not an offer to sell or solicitation of an offer to buy any securities. All opinions and estimates included in this report constitute our judgment as of this date and are subject to change without notice.

This report provides general information only. Neither the information nor any opinion expressed herein constitutes an offer or invitation to make an offer to buy or sell securities or other investments. This material is prepared for general circulation to clients and is not intended to provide tailored investment advice and does not take into account the individual financial situation and objectives of any specific person who may receive this report. Investors should seek financial advice regarding the appropriateness of investing in any securities, investments or investment strategies discussed or recommended in this report. The information contained in this report has been compiled from sources believed to be reliable but no representation or warranty, express or implied, is made as to its accuracy, completeness or correctness. This report is not (and should not be construed as) a solicitation to act as securities broker or dealer in any jurisdiction by any person or company that is not legally permitted to carry on such business in that jurisdiction.

Yuanta research is distributed in the United States only to Major U.S. Institutional Investors (as defined in Rule 15a-6 under the Securities Exchange Act of 1934, as amended and SEC staff interpretations thereof). All transactions by a US person in the securities mentioned in this report must be effected through a registered broker-dealer under Section 15 of the Securities Exchange Act of 1934, as amended. Yuanta research is distributed in Taiwan by Yuanta Securities Investment Consulting. Yuanta research is distributed in Hong Kong by Yuanta Securities (Hong Kong) Co. Limited, which is licensed in Hong Kong by the Securities and Futures Commission for regulated activities, including Type 4 regulated activity (advising on securities). In Hong Kong, this research report may not be redistributed, retransmitted or disclosed, in whole or in part or any form or manner, without the express written consent of Yuanta Securities (Hong Kong) Co. Limited.