

測試 1258-1260 點的支撐位

2024/08/16

合約走勢					
單位	收盤 點數	+/- 點數	交易量 合約	到期 日期	剩餘 時間 日
VN30F2408	1267.7	-0.3	113,347	15/08	0
VN30F2409	1262.0	-9.2	35269	19/09	35
VN30F2412	1262.6	-8.4	63	19/12	126
VN30F2503	1264.1	-9.3	16	20/03	217

源自 Bloomberg - YSVN

合約更改交易量和持倉量				
單位	交易量 合約	+/- %	OI	+/- %
VN30F2408	113,347	-36.7%	26,685	
VN30F2409	35,269	120.0%	19,461	
VN30F2412	63	90.9%	652	
VN30F2503	16	-66.0%	16	

源自：Bloomberg - YSVN

合約的基差變動			
單位	基差 點數	前一盤 點數	+/- 點數
VN30F2408	2.4	-2.4	4.8
VN30F2409	-3.3	-2.4	-0.9
VN30F2412	-2.7	0.6	-3.3
VN30F2503	-1.2	3.0	-4.2

源自：Bloomberg - YSVN

合約走勢

- 期貨市場出現謹慎，尤其是 VN30F2409 合約在整個交易日折現低於股市指數。VN30F2409 收盤下跌 9.2 點，合約的基差 -3.3 點。
- VN30F2409 的成交量比一交易日增長 120%，合約的持倉量達 19,461 份。

VN30F1M 的評估

- VN30F2409 出現調整階段，但價格走勢圖尚 Z 字移動，這是前期上漲波結構在 1275 點見頂後的調整波結構。兩個斐波那契回檔水平匯聚的 1258-1260 點可能支撐價格。動量指標下跌至超賣區域，顯示復甦階段在下一交易日可能會快速形成，同時價格突破 1266 點可能會結束調整時期，並進入復甦至 1275-1280 點。
- VN30F2409 合約的短期走勢在日線圖維持下跌，追蹤停損位於 1285 點。

投資策略

當天策略 (Intraday)	投資者考慮在 1258 點附近開設多頭，停損於 1253 點以下，止盈在 1275 點。
主要短期 趨勢策略 (Daily)	當價格在寬幅橫盤時，投資者保持觀察倉位。

Pham Tan Phat

高級分析專員

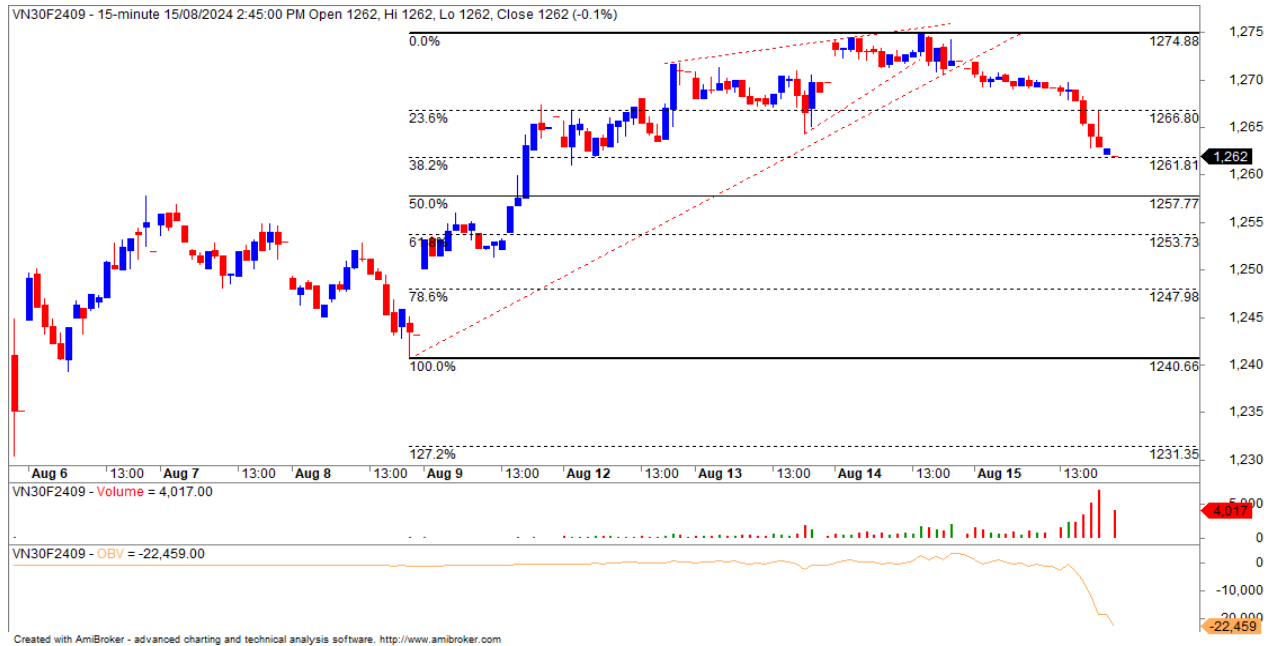
Email: phat.pham@yuanta.com.vn

Phone: (084) 28 3622 6868 ext 3880



We Create Fortune

VN30F1M 合約走勢圖

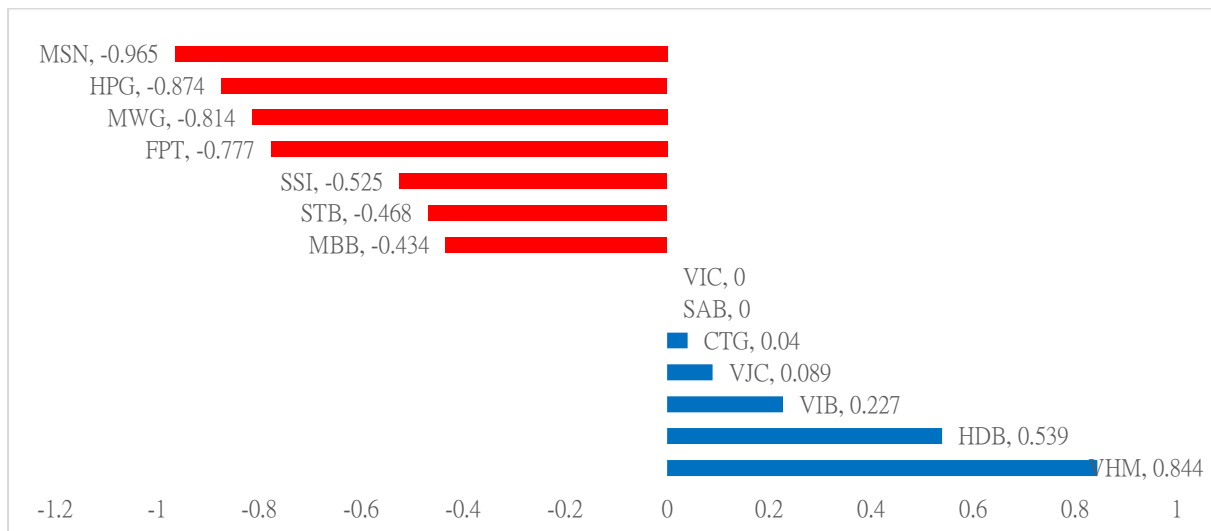


	VN30F2409-Daily	VN30F2409-1H
趨勢	下跌	下跌
支撐 1	1240	1260
支撐 2	1230	1256
阻力 1	1285	1275
阻力 2	1306	1280

VN30-INDEX 指數走勢

VN30-Index 收盤下跌 0.4%，其中 MSN, HPG 和 MWG 是導致指數下跌最多的股票。相反，VHM, HDB 和 VIB 是幫助指數最多的股票。

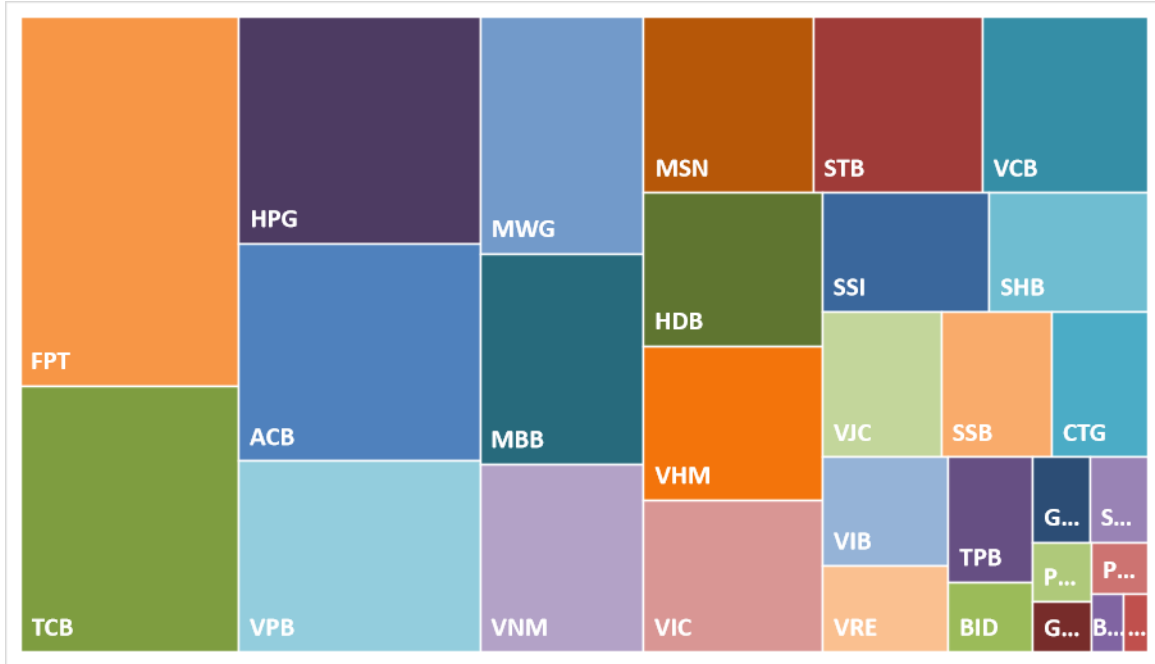
VN30-INDEX 中最有影響力的成份股





We Create Fortune

VN30-INDEX 中的資本化



VHM 的走勢圖





We Create Fortune

VN30-INDEX 中的成分股

股碼	公司名稱	行業	比重	收盤價	資本化	PER	PBR	3個月平均交易量	外資持有	52週最高	52週最底
		單位	%	VND	Bil. VND	x	x	'000 cp	%	VND	VND
BID	越南投資與發展商業股份銀行	金融	7.4%	23,500	104,966	6.4	1.4	9,775	30%	26,261	18,217
KDH	Khang Dien 房屋貿易投資股份公司	房地產	0.2%	70,800	73,278	28.1	3.9	1,012	2%	74,500	50,400
CTG	越南工商股份銀行	金融	0.8%	46,650	265,925	11.7	2.1	2,223	17%	56,700	34,608
ACB	亞洲商業股份銀行	金融	0.2%	42,750	31,734	17.0	1.4	853	26%	48,300	38,200
PLX	越南油氣集團	能源	2.0%	31,850	171,034	8.5	1.3	7,760	26%	37,150	24,431
BVH	Bao Viet 集團	金融	9.9%	128,700	187,960	26.3	6.8	6,306	45%	139,700	70,870
FPT	FPT 發展投資工藝股份公司	科技	0.7%	81,200	186,495	16.5	2.7	1,399	2%	93,250	73,000
GAS	越南氣體總公司 - 股份公司	公用服務	0.4%	32,650	130,600	45.8	2.6	4,492	1%	39,000	16,450
POW	越南天然氣股份總公司	公用服務	4.5%	26,150	76,163	6.3	1.5	7,824	20%	26,800	15,850
HDB	胡志明市發展商業股份銀行	金融	7.0%	25,200	161,186	14.4	1.5	22,086	24%	29,950	20,545
HPG	Hoa Phat (和發) 集團股份公司	原材料	5.3%	23,250	123,372	5.7	1.2	17,651	23%	25,750	16,950
MBB	軍隊貿易股份銀行	金融	3.8%	75,000	107,876	158.2	3.2	5,548	30%	83,900	56,000
MSN	Masan 集團股份公司	必需消費品	6.1%	65,900	96,340	43.7	3.7	8,853	47%	67,400	33,600
MWG	世界移動通信投資股份公司	非必需消費品	0.5%	49,000	62,259	17.6	2.5	2,410	19%	50,500	31,300
NVL	Nova 房地產投資集團股份公司	房地產	0.6%	13,050	30,561	28.9	1.0	15,008	4%	15,900	10,400
PNJ	Phu Nuan (富潤) 珠寶股份公司	非必需消費品	0.6%	55,700	71,439	17.0	3.0	1,154	61%	88,000	52,000
GVR	越南橡膠工業集團	原材料	2.5%	10,400	38,089	4.7	0.7	21,566	3%	13,100	9,990
PDR	Phat Dat 開發房地產股份公司	房地產	2.5%	21,550	53,782	11.6	1.6	2,561	0%	29,550	20,000
TPB	Tien Phong 股份商業銀行	金融	2.6%	30,900	46,632	16.3	1.9	12,627	#VALUE!	39,250	25,650
SAB	西貢啤酒 - 酒精 - 飲料股份公司	必需消費品	4.3%	28,950	54,577	6.7	1.1	11,451	23%	33,700	25,850
SSI	SSI 西貢證券股份公司	金融	7.6%	21,150	149,002	6.9	1.1	16,130	21%	25,250	13,600
STB	西貢商信銀行 (sacombank)	金融	1.5%	17,100	37,648	7.9	1.1	9,325	28%	20,250	15,600
TCB	越南技商股份銀行 (Techcombank)	金融	4.2%	87,600	489,604	14.7	2.7	1,707	23%	100,500	80,100
VCB	越南外商貿易股份銀行	金融	3.9%	37,850	164,813	7.0	0.9	7,553	14%	64,100	34,000
VHM	Vinhomes 股份公司	房地產	1.9%	20,800	52,766	6.9	1.4	4,372	5%	25,000	17,300
VIC	Vingroup 集團股份公司	房地產	3.7%	40,800	156,005	40.0	1.2	2,289	11%	76,600	38,700
VJC	Vietjet 越捷航空股份公司	工業	2.4%	102,800	55,678	46.0	3.3	855	14%	119,600	94,000
VNM	越南牛奶股份公司	必需消費品	4.8%	73,800	154,239	17.8	4.5	4,657	51%	81,200	63,000
VPB	Viet Nam Thinh Vuong (越南繁榮) 貿易股份銀行	金融	6.7%	18,000	142,811	11.9	1.1	21,167	26%	23,150	17,500
VRE	Vincom Retail 股份公司	房地產	1.3%	17,800	40,447	9.0	1.0	10,126	23%	32,000	16,700



We Create Fortune

元大證券（越南）公司

個人客戶分析部

Nguyễn Thị Minh

研究分析經理

+84 28 3622 6868 ext 3826

minh.nguyen@yuanta.com.vn

Lý Thị Hiền

研究分析主管

+84 28 3622 6868 ext 3908

hien.ly@yuanta.com.vn

Quách Đức Khánh

高級分析專員

+84 28 3622 6868 ext 3833

khanh.quach@yuanta.com.vn

Khổng Hữu Hiệp

高級分析專員

+84 28 3622 6868 ext 3912

hiep.khong@yuanta.com.vn

Nguyễn Trịnh Ngọc Hồng

高級分析專員

+84 28 3622 6868 ext 3832

hong.nguyen@yuanta.com.vn

Phạm Tấn Phát

高級分析專員

+84 28 3622 6868 ext 3880

phat.pham@yuanta.com.vn

個人客戶業務部

Nguyễn Thanh Tùng

總公司業務經理

+84 28 3622 6868 ext 3609

tung.nguyen@yuanta.com.vn

Phạm Đắc Thành

北部區域經理

+84 28 3622 6868 ext 3416

thanh.pham@yuanta.com.vn

Nguyễn Mạnh Hoat

南部區域經理（胡志明市）

+84 28 3622 6868 ext 3847

hoat.nguyen@yuanta.com.vn

Lương Kỳ Ty

堤岸分行經理

+84 28 3622 6868 ext 3653

ty.luong@yuanta.com.vn

Bùi Quốc Phong

同奈分行經理

+84 28 3622 6868 ext 3701

phong.bui@yuanta.com.vn

Võ Thị Thu Thủy

平陽分行經理

+84 28 3622 6868 ext 3505

thuy.vo@yuanta.com.vn

Nguyễn Việt Quang

河內分行經理

+84 28 3622 6868 ext 3404

quang.nguyen@yuanta.com.vn

Võ Đình Tuấn

峴港分行經理

+84 28 3622 6868 ext 3301

tuan.vo@yuanta.com.vn

Đinh Thị Thu Cúc

頭頓分行經理

+84 28 3622 6868 ext 3203

cuc.dinh@yuanta.com.vn



We Create **Fortune**

Appendix A: Important Disclosures

Analyst Certification

Each research analyst primarily responsible for the content of this research report, in whole or in part, certifies that with respect to each security or issuer that the analyst covered in this report: (1) all of the views expressed accurately reflect his or her personal views about those securities or issuers; and (2) no part of his or her compensation was, is, or will be, directly or indirectly, related to the specific recommendations or views expressed by that research analyst in the research report.

Ratings Definitions

BUY: We have a positive outlook on the stock based on our expected absolute or relative return over the investment period. Our thesis is based on our analysis of the company's outlook, financial performance, catalysts, valuation and risk profile. We recommend investors add to their position.

HOLD-Outperform: In our view, the stock's fundamentals are relatively more attractive than peers at the current price. Our thesis is based on our analysis of the company's outlook, financial performance, catalysts, valuation and risk profile.

HOLD-Underperform: In our view, the stock's fundamentals are relatively less attractive than peers at the current price. Our thesis is based on our analysis of the company's outlook, financial performance, catalysts, valuation and risk profile.

SELL: We have a negative outlook on the stock based on our expected absolute or relative return over the investment period. Our thesis is based on our analysis of the company's outlook, financial performance, catalysts, valuation and risk profile. We recommend investors reduce their position.

Under Review: We actively follow the company, although our estimates, rating and target price are under review.

Restricted: The rating and target price have been suspended temporarily to comply with applicable regulations and/or Yuanta policies.

Note: Yuanta research coverage with a Target Price is based on an investment period of 12 months. Greater China Discovery Series coverage does not have a formal 12 months Target Price and the recommendation is based on an investment period specified by the analyst in the report.

Global Disclaimer

© 2020 Yuanta. All rights reserved. The information in this report has been compiled from sources we believe to be reliable, but we do not hold ourselves responsible for its completeness or accuracy. It is not an offer to sell or solicitation of an offer to buy any securities. All opinions and estimates included in this report constitute our judgment as of this date and are subject to change without notice.

This report provides general information only. Neither the information nor any opinion expressed herein constitutes an offer or invitation to make an offer to buy or sell securities or other investments. This material is prepared for general circulation to clients and is not intended to provide tailored investment advice and does not take into account the individual financial situation and objectives of any specific person who may receive this report. Investors should seek financial advice regarding the appropriateness of investing in any securities, investments or investment strategies discussed or recommended in this report. The information contained in this report has been compiled from sources believed to be reliable but no representation or warranty, express or implied, is made as to its accuracy, completeness or correctness. This report is not (and should not be construed as) a solicitation to act as securities broker or dealer in any jurisdiction by any person or company that is not legally permitted to carry on such business in that jurisdiction.

Yuanta research is distributed in the United States only to Major U.S. Institutional Investors (as defined in Rule 15a-6 under the Securities Exchange Act of 1934, as amended and SEC staff interpretations thereof). All transactions by a US person in the securities mentioned in this report must be effected through a registered broker-dealer under Section 15 of the Securities Exchange Act of 1934, as amended. Yuanta research is distributed in Taiwan by Yuanta Securities Investment Consulting. Yuanta research is distributed in Hong Kong by Yuanta Securities (Hong Kong) Co. Limited, which is licensed in Hong Kong by the Securities and Futures Commission for regulated activities, including Type 4 regulated activity (advising on securities). In Hong Kong, this research report may not be redistributed, retransmitted or disclosed, in whole or in part or any form or manner, without the express written consent of Yuanta Securities (Hong Kong) Co. Limited.