

當日市場：大型股持續積極

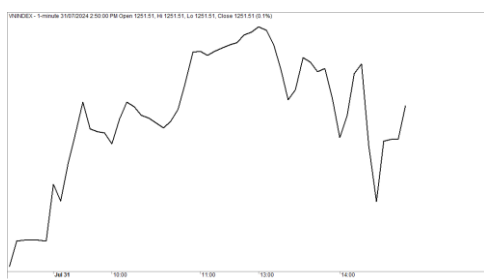
2024/08/01

市場走勢

市場指數	VNI	HNI	UPCOM
收盤	1,245.06	235.87	95.24
%日	-0.12%	-0.69%	-0.23%
%週	1.08%	0.54%	0.89%
%月	-0.02%	-0.72%	-2.36%
%年	3.10%	-0.70%	7.12%
成交值(Bil.VND)			
當日	13,722	1,164	819
日均量/週	13,291	1,039	761
日均量/月	16,945	1,279	1,135
外資進出			
買進	1,287.57	38.01	27.72
賣出	1,594.58	67.21	19.26
買賣超	-307.01	-29.21	8.46
市場漲跌家數			
上漲	112	55	122
下跌	215	105	185
持平	91	157	596
市場指標			
P/E	13.76	17.36	23.39
總市值 (兆盾)	5,091	329	1,499
股息殖利率 ²	3.04%	3.16%	4.73%

資料源: Bloomberg - YSVN

VNINDEX



HNIINDEX



市場走勢

大型股持續積極，幫助指數在 HOSE 上維持上漲勢頭，而河內指數更加走弱。具體而言，VN-Index 收盤上漲 0.52%，止於 1251.51 點，HNX-Index 下跌 0.22%，Upcom-Index 小幅下跌 0.18%。與前一交易日相比，3 大市場的交易額持續增加達到 19 兆 5,980 億越南盾。

VN30-Index 收盤上漲 0.88%，其中有 19 檔上漲股，9 檔下跌股。銀行股是主要焦點，ACB、BID、TCB、VCB、VIB、VPB、VIB、HDB 上漲 1-3%。此外，由於季度業務業績的支持訊息，VNM (5.76%)、GAS (3.5%)、MWG (1.27%)、SAB (1.09%) 相當大幅上漲。相反，HPG 和 PLX 是下跌最多的兩檔股票，跌幅約 2%。

中小型股的拋售壓力依然維持，SMC、TLH、HBC 和 HVN 均跌停。鋼鐵股在當日的交易日繼續被劇烈獲利。

外資在連續第三個交易日賣超，價值為 6,980 億越南盾，其中 VIC (9680 億)、HSG (580 億)、CTG (580 億) 在賣超方面的榜首。相反，VNM (3,700 億)、MWG (1,010 億)、FPT (860 億) 在買超方面領先。

市場短期觀點

我們認為市場在下一交易日可能會持續復甦，尤其是 VN30-Index 可能會重新測試 1,305 點的阻力位。同時，大型股可能會繼續增長於其他股票中，現金流仍可能會集中該股票中。

銀行、食品生產和煤氣股積極上漲，其中食品生產和煤氣股處於短期上漲趨勢，顯示短期風險出現下跌跡象，投資者在此現階段臨時停止拋售。然而，我們需要等待更多短期現金流的改善。此外，大型短期走勢仍維持下跌。因此，我們建議投資者可以持有較低比例的股票，並只買進低比例的新股，則在此期間優先採取防禦策略。

請在 <https://ysraar.yuanta.com.vn/> 查看有關股票的信號。



We Create Fortune

技術分析圖



指數技術分析圖 VN-Index



指數技術分析圖 HNX-Index

指數	短期趨勢	中期趨勢	阻力區 1	阻力區 2	支撐區 1	支撐區 2
VN-Index	下跌	上漲	1300	1330	870	800
HNX-Index	下跌	上漲	260	306	189	160
VN30	下跌	上漲	1336	1350	980	960
VNMidcaps	下跌	上漲	1280	1250	963	900
VNSmallcaps	下跌	上漲	1250	1250	804	750

We Create Fortune

胡志明市交易所 (HSX)

	收盤	漲跌%
VNI	1251.51	0.52%
VN30	1299.09	0.88%
VN Mid	1880.39	-0.25%
VN Small	1458.97	-0.65%

河內交易所 (HSX)

	收盤	漲跌%
HNI	235.36	-0.22%
HN30	512.9	-0.38%
VNX AllSh	1298.41	0.45%

UPCOM 市場 (UPCoM)

	收盤	漲跌%
UPCoM	95.07	-0.18%

外資交易	成交值 (Bil.VND)
買進	1979.50559
賣出	2652.91675
買超/賣超	-673.411157

外資交易	成交值 (Bil.VND)
買進	40.37
賣出	68.20
買超/賣超	-27.83

外資交易	成交值 (Bil.VND)
買進	35.34
賣出	31.69
買超/賣超	3.65

上漲排名/股碼	漲跌(VND)	漲跌%
BMC	1250	6.94%
CRC	450	6.93%
ST8	520	6.88%
DLG	110	6.79%
RDP	150	6.70%

上漲排名/股碼	漲跌(VND)	漲跌%
KSV	3900	9.85%
DNP	1300	6.60%
C69	200	2.82%
CTP	200	2.53%
VC7	200	2.25%

上漲排名/股碼	漲跌(VND)	漲跌%
SKV	11251200	10.13%
HRT	0	6.90%
CSI	11413593	6.59%
VGG	14972752	5.70%
BSR	1498054290	4.69%

下跌排名/股碼	漲跌(VND)	漲跌%
TCO	-1000	-6.99%
TLH	-510	-6.95%
HBC	-430	-6.85%
HVN	-1550	-6.80%
SMC	-900	-6.79%

下跌排名/股碼	漲跌(VND)	漲跌%
API	-500	-6.10%
VGS	-2200	-6.01%
CSC	-1900	-5.97%
LIG	-200	-5.56%
MBG	-200	-5.41%

下跌排名/股碼	漲跌(VND)	漲跌%
HIO	-2525	-13.72%
TVN	-575	-5.75%
VGI	-2945	-3.84%
MFS	-1309	-3.70%
DGT	-292	-3.36%

*備註：市值>5,000 億盾；成交值>15 億盾

市值排名/股碼	Bil.VND
VCB	489,045,485
BID	266,780,400
FPT	186,937,352
HPG	178,455,381
GAS	177,308,316

市值排名/股碼	Bil.VND
PVS	19,453,228
IDC	19,436,996
HUT	14,904,950
THD	13,628,999
SHS	13,335,771

市值排名/股碼	Bil.VND
ACV	256,044,202
VGI	233,591,203
MCH	143,543,764
BSR	67,190,927
VEA	56,374,340

交易量排名/股碼	成交值	30 日均
VPB	38,633,414	18,554,885
VIX	31,284,100	15,469,074
HSG	27,871,700	12,058,699
HPG	24,578,900	17,652,480
VIC	24,344,800	3,574,762

交易量排名/股碼	成交值	30 日均
SHS	98,969,892,900	8,159,980
CEO	60,281,087,100	4,133,697
MBS	88,191,328,700	3,632,303
DL1	4,019,313,000	749,835
GKM	468,260,000	2,261,185

交易量排名/股碼	成交值	30 日均
BSR	372,995,825,100	8,461,346
DGT	20,099,846,700	1,359,056
VGT	30,229,982,100	3,813,835
OIL	24,668,148,800	2,967,483
VGI	118,434,961,700	1,304,654

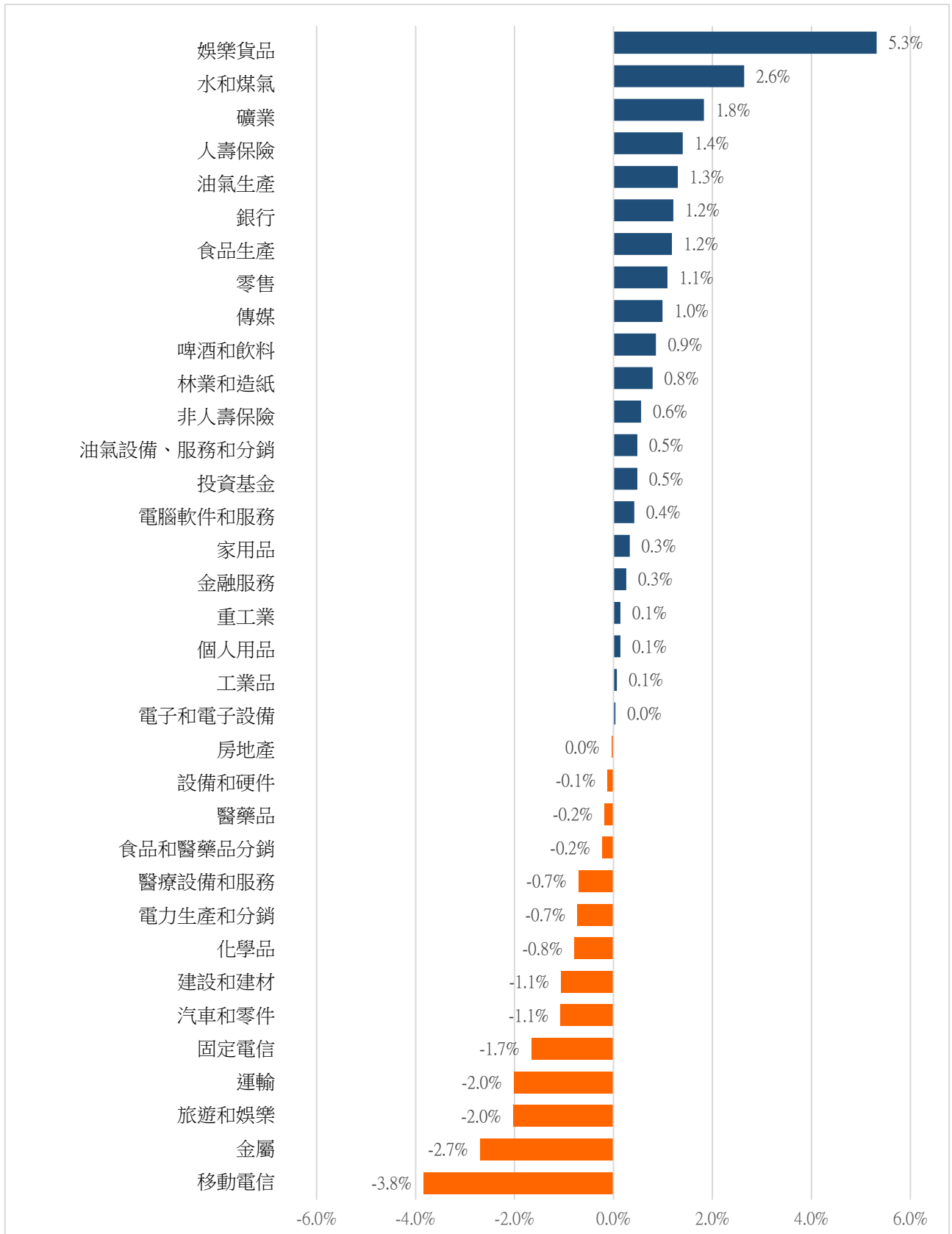
資料源: Bloomberg & Yuanta Research

資料源: Bloomberg & Yuanta Research

資料源: Bloomberg & Yuanta Research

We Create Fortune

各行業板塊的交易走勢



資料源: FinPro - YSVN



We Create Fortune

外資買進賣統計

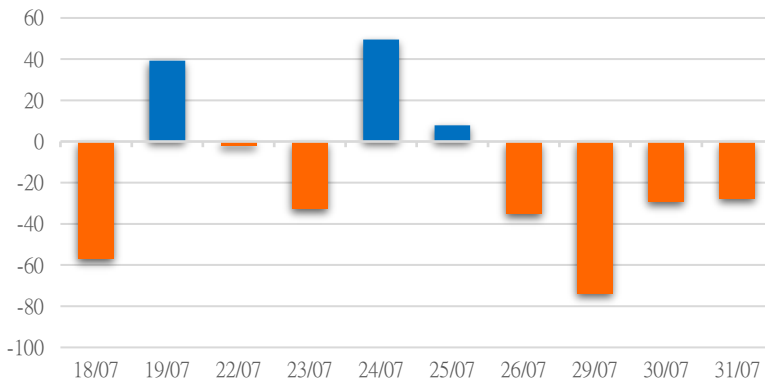
HSX 外資每日買/賣超



證券代碼	買超金額 (Mil.VND)	證券代碼	賣超金額 (Mil.VND)
VNM	369,895	VIC	-906,262
MWG	100,564	HSG	-57,709
FPT	86,027	CTG	-57,690
VPB	50,356	TCB	-43,574
HDB	36,295	HVN	-32,780

HSX 外資買/賣超的前 5 名

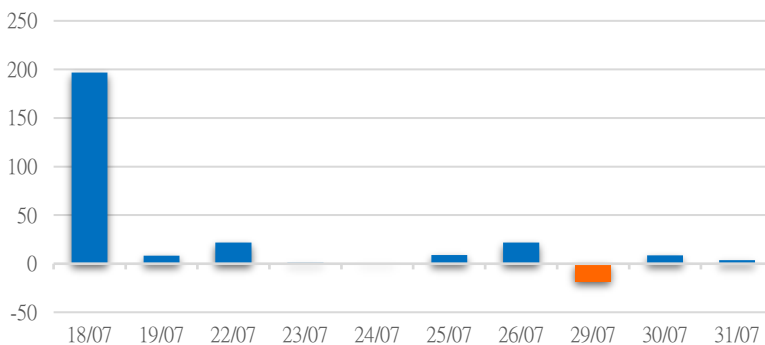
HNX 外資每日買/賣超



證券代碼	買超金額 (Mil.VND)	證券代碼	賣超金額 (Mil.VND)
CEO	2,233	PVS	-9,325
PLC	1,578	IDC	-6,552
TNG	1,501	MBS	-3,879
TVC	488	LAS	-3,059
IVS	229	BVS	-2,354

HNX 外資買/賣超的前 5 名

UPCOM 外資每日買/賣超



證券代碼	買超金額 (Mil.VND)	證券代碼	賣超金額 (Mil.VND)
ACV	6,634	MCH	-8,169
OIL	2,971	PHP	-751
DGT	954	VAB	-480
HPP	582	PAT	-160
KLB	417	FOC	-150

UPCOM 外資買/賣超的前 5 名

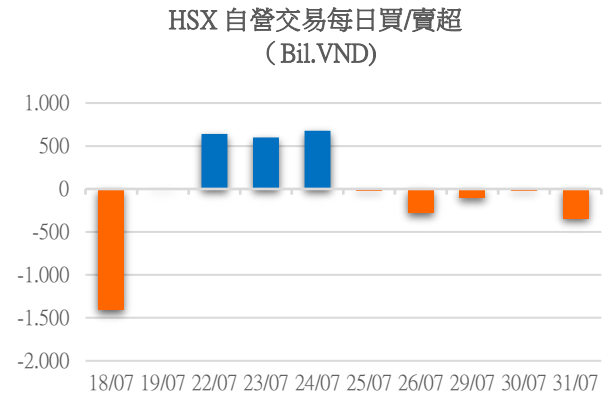
源: FiinPro - YSVN

We Create Fortune

自營統計

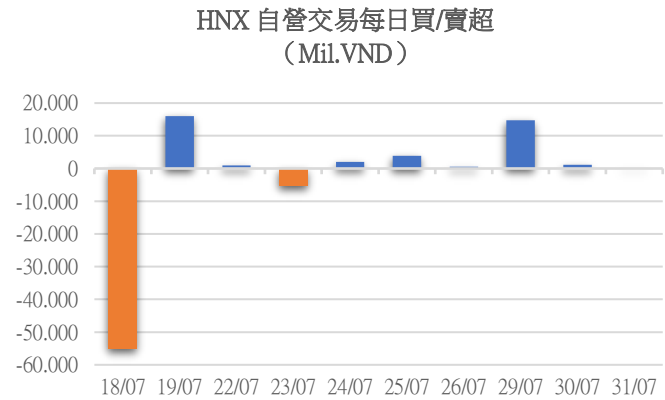
證券代碼	買超金額 (Mil.VND)	證券代碼	賣超金額 (Mil.VND)
FUESSVFL	16,463	VNM	99,128
KBC	14,593	FPT	46,357
GMD	10,079	HPG	39,264
SAB	9,503	MWG	34,740
HCM	9,080	TLG	31,721

HSX 自營交易最大前名



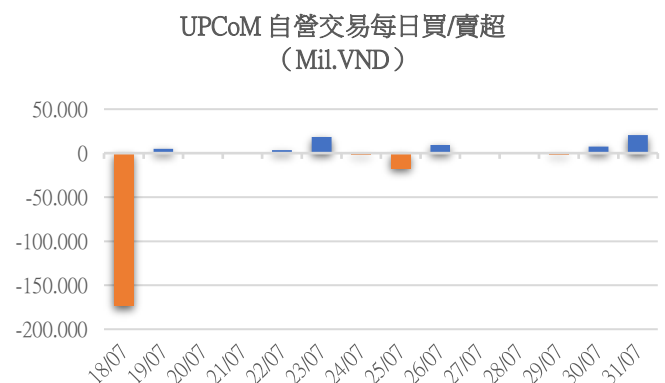
證券代碼	買超金額 (Mil.VND)	證券代碼	賣超金額 (Mil.VND)
PVS	5,726	PVI	5,869
MBS	3,040	L18	425
IDC	2,909		
PLC	2,087		

HNX 自營交易最大前名



證券代碼	買超金額 (Mil.VND)	證券代碼	賣超金額 (Mil.VND)
HIO	15,200.00	BSR	1,344
QTP	1,244.71		
VEA	420.75		
APF	47.52		

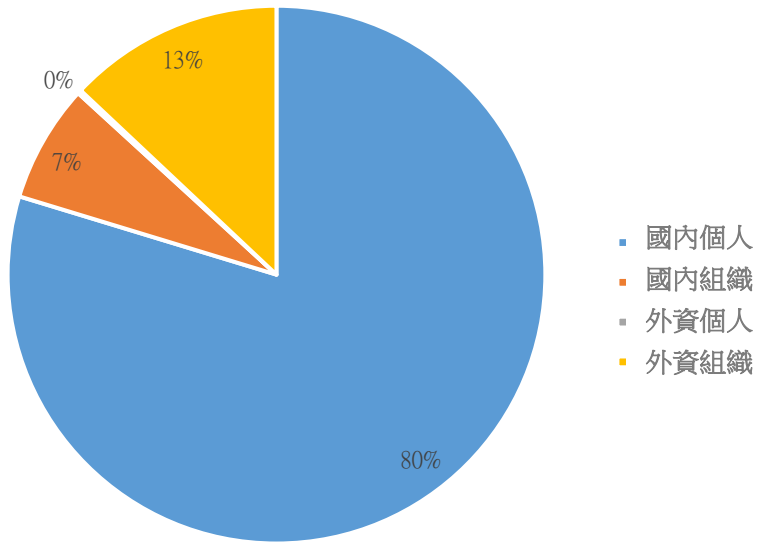
UPCoM 自營交易最大前名





We Create **Fortune**

越南證券市場投資人類別統計

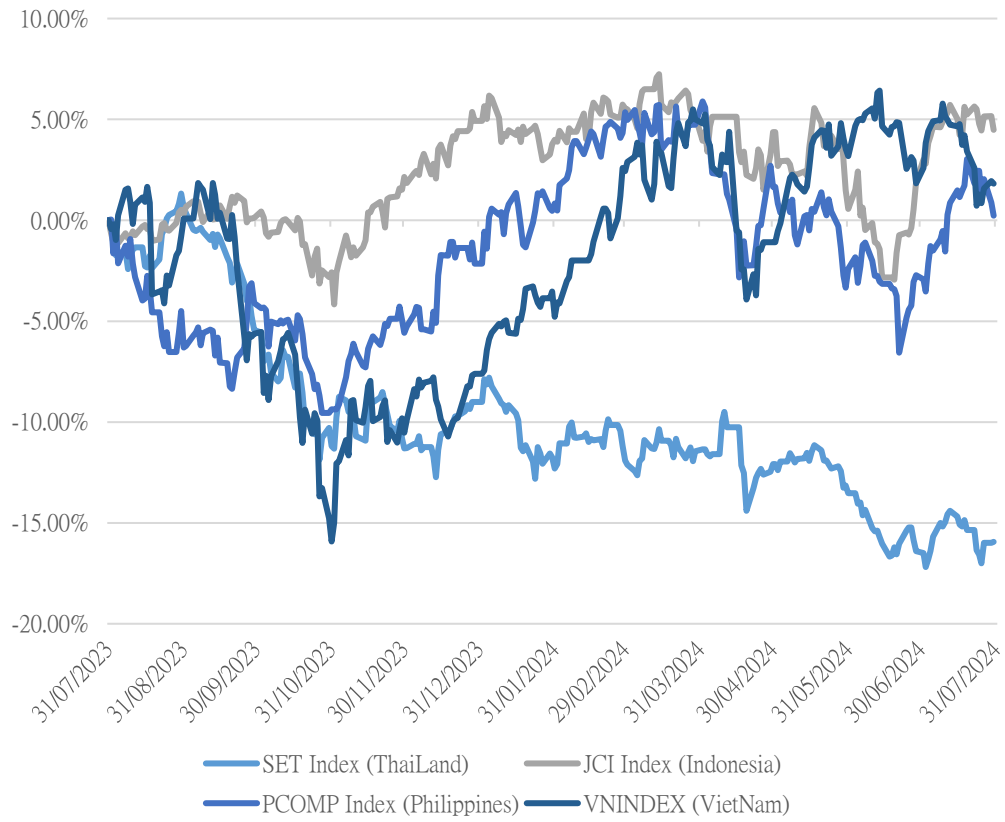


資料源: FiinPro - YSVN



We Create Fortune

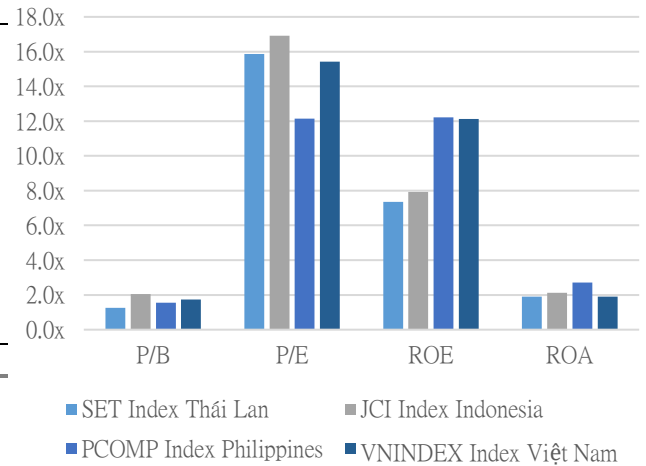
東南亞主要市場走勢比較



東南亞主要市場數據

		Thailand	Indonesia	Philippines	Vietnam
P/B		1.3x	2.0x	1.5x	1.7x
P/E		15.9x	16.9x	12.1x	15.4x
ROE	%	7.36	7.92	12.21	12.12
ROA	%	1.90	2.12	2.71	1.91
Vốn hóa	Tỷ USD	453.42	758.33	156.26	201.91
GTGD	Triệu USD	1.24	0.48	0.06	0.50
LS cổ tức	%	3.54	3.36	2.79	1.73

源: Bloomberg & YSVN





We Create **Fortune**

元大證券（越南）公司

個人客戶分析部

Nguyễn Th ệ Minh
研究分析經理
+84 28 3622 6868 ext 3826
minh.nguyen@yuanta.com.vn

Lý Thị Hi ệ n
研究分析主管
+84 28 3622 6868 ext 3908
hien.ly@yuanta.com.vn

Quách Đức Khánh
研究分析副主管
+84 28 3622 6868 ext 3833
khanh.quach@yuanta.com.vn

Khổng Hữu Hiệp
高級分析專員
+84 28 3622 6868 ext 3912
hiep.khong@yuanta.com.vn

Nguyễn Trịnh Ngọc Hồng
高級分析專員
+84 28 3622 6868 ext 3832
hong.nguyen@yuanta.com.vn

Phạm Tấn Phát
高級分析專員
+84 28 3622 6868 ext 3880
phat.pham@yuanta.com.vn

個人客戶業務部

Phạm Đắc Thành
北部營業中心經理
+84 28 3622 6868 ext 3416
thanh.pham@yuanta.com.vn

Võ Thị Thu Thủy
平陽分行經理
+84 28 3622 6868 ext 3505
thuy.vo@yuanta.com.vn

Lương Kỳ Ty
堤岸分行經理
+84 28 3622 6868 ext 3653
ty.luong@yuanta.com.vn

Bùi Quốc Phong
同奈分行經理
+84 28 3622 6868 ext 3701
phong.bui@yuanta.com.vn

Võ Đình Tuấn
峴港分行經理
+84 28 3622 6868 ext 3301
tuan.vo@yuanta.com.vn

Nguyễn Việt Quang
河內分行經理
+84 28 3622 6868 ext 3404
quang.nguyen@yuanta.com.vn

Đinh Thị Thu Cúc
頭頓分行經理
+84 28 3622 6868 ext 3203
cuc.dinh@yuanta.com.vn



We Create **Fortune**

Appendix A: Important Disclosures

Analyst Certification

Each research analyst primarily responsible for the content of this research report, in whole or in part, certifies that with respect to each security or issuer that the analyst covered in this report: (1) all of the views expressed accurately reflect his or her personal views about those securities or issuers; and (2) no part of his or her compensation was, is, or will be, directly or indirectly, related to the specific recommendations or views expressed by that research analyst in the research report.

Ratings Definitions

BUY: We have a positive outlook on the stock based on our expected absolute or relative return over the investment period. Our thesis is based on our analysis of the company's outlook, financial performance, catalysts, valuation and risk profile. We recommend investors add to their position.

HOLD-Outperform: In our view, the stock's fundamentals are relatively more attractive than peers at the current price. Our thesis is based on our analysis of the company's outlook, financial performance, catalysts, valuation and risk profile.

HOLD-Underperform: In our view, the stock's fundamentals are relatively less attractive than peers at the current price. Our thesis is based on our analysis of the company's outlook, financial performance, catalysts, valuation and risk profile.

SELL: We have a negative outlook on the stock based on our expected absolute or relative return over the investment period. Our thesis is based on our analysis of the company's outlook, financial performance, catalysts, valuation and risk profile. We recommend investors reduce their position.

Under Review: We actively follow the company, although our estimates, rating and target price are under review.

Restricted: The rating and target price have been suspended temporarily to comply with applicable regulations and/or Yuanta policies.

Note: Yuanta research coverage with a Target Price is based on an investment period of 12 months. Greater China Discovery Series coverage does not have a formal 12 month Target Price and the recommendation is based on an investment period specified by the analyst in the report.

Global Disclaimer

© 2018 Yuanta. All rights reserved. The information in this report has been compiled from sources we believe to be reliable, but we do not hold ourselves responsible for its completeness or accuracy. It is not an offer to sell or solicitation of an offer to buy any securities. All opinions and estimates included in this report constitute our judgment as of this date and are subject to change without notice.

This report provides general information only. Neither the information nor any opinion expressed herein constitutes an offer or invitation to make an offer to buy or sell securities or other investments. This material is prepared for general circulation to clients and is not intended to provide tailored investment advice and does not take into account the individual financial situation and objectives of any specific person who may receive this report. Investors should seek financial advice regarding the appropriateness of investing in any securities, investments or investment strategies discussed or recommended in this report. The information contained in this report has been compiled from sources believed to be reliable but no representation or warranty, express or implied, is made as to its accuracy, completeness or correctness. This report is not (and should not be construed as) a solicitation to act as securities broker or dealer in any jurisdiction by any person or company that is not legally permitted to carry on such business in that jurisdiction.

Yuanta research is distributed in the United States only to Major U.S. Institutional Investors (as defined in Rule 15a-6 under the Securities Exchange Act of 1934, as amended and SEC staff interpretations thereof). All transactions by a US person in the securities mentioned in this report must be effected through a registered broker-dealer under Section 15 of the Securities Exchange Act of 1934, as amended. Yuanta research is distributed in Taiwan by Yuanta Securities Investment Consulting. Yuanta research is distributed in Hong Kong by Yuanta Securities (Hong Kong) Co. Limited, which is licensed in Hong Kong by the Securities and Futures Commission for regulated activities, including Type 4 regulated activity (advising on securities). In Hong Kong, this research report may not be redistributed, retransmitted or disclosed, in whole or in part or and any form or manner, without the express written