

當日市場：紅跌壓倒

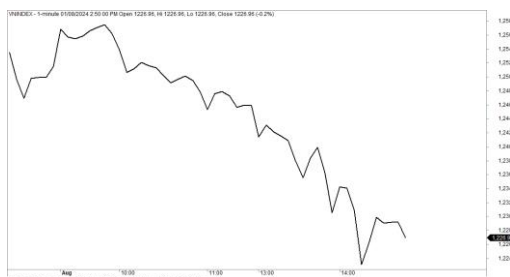
2024/08/02

市場走勢

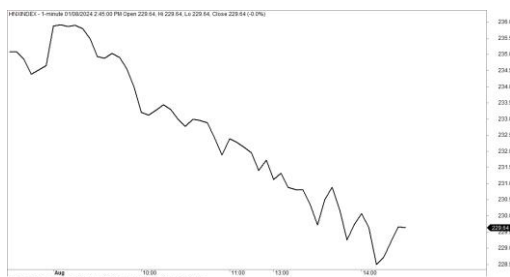
市場指數	VNI	HNI	UPCOM
收盤	1,245.06	235.87	95.24
%日	-0.12%	-0.69%	-0.23%
%週	1.08%	0.54%	0.89%
%月	-0.02%	-0.72%	-2.36%
%年	3.10%	-0.70%	7.12%
成交值(Bil.VND)			
當日	13,722	1,164	819
日均量/週	13,291	1,039	761
日均量/月	16,945	1,279	1,135
外資進出			
買進	1,287.57	38.01	27.72
賣出	1,594.58	67.21	19.26
買賣超	-307.01	-29.21	8.46
市場漲跌家數			
上漲		42	42
下跌	318	133	240
持平	58	142	582
市場指標			
P/E		13.30	16.07
總市值 (兆盾)	5,023	322	1,436
股息殖利率	3.13%	3.30%	4.80%

資料源: Bloomberg - YSVN

VNINDEX



HNIINDEX



市場走勢

市場在午盤的交易日突然再次出現強勁拋售，紅跌完全佔主導地位。VN-Index 收盤下跌 1.96%，止於 1226.96 點，HNX-Index 下跌 2.6%，Upcom-Index 下跌 1.63%。與前一交易日相比，3 大市場的交易額持續增加達到 24 兆 5,600 億越南盾。

當 BCM 跌停，拋售壓力加強擴散，而 ACB、FPT、GVR、MBB、MSN、MW、G SSI、STB、SHB、VPB、VIB、TPB 等，下跌超過 2%。相反，只有 VCB 和 SSB 收盤上漲。

物流（VOS、HAH、）、鋼鐵（SMC、TLH）、房地產（NTL、PDR、LDG、BCM、NHA）大幅下降。相反，PVD、DBC、PNJ、RDP、HBC 逆勢而言。

外資在前 3 個交易日賣超後轉為買超為 1,210 億越南盾，其中 VCB（1,920 億）、VNM（1,590 億）、MWG（1,100 億）在買超方面領先。相反，FPT（1630 億）、SSI（1130 億）、VIX（710 億）在賣出方面的榜首。

市場短期觀點

我們認為市場可能會繼續下跌，VN-Index 可能會快速重新測試 1,200 - 1,210 點的支撐位。同時，若市場在未來的 1-2 個交易日出現復甦階段，短期風險可能會逐漸降低。估值已下跌至 2024 年 4 月的最低水平附近，匯率風險已降溫，因此我們預期 VN-Index 的 1,200 點可能會被視為強勁的支撐位並 1,200 點的短期機會高於短期風險。此外，投資者情緒指標出現更加悲觀態度，這可能是對更大的地緣政治風險的心理反應。

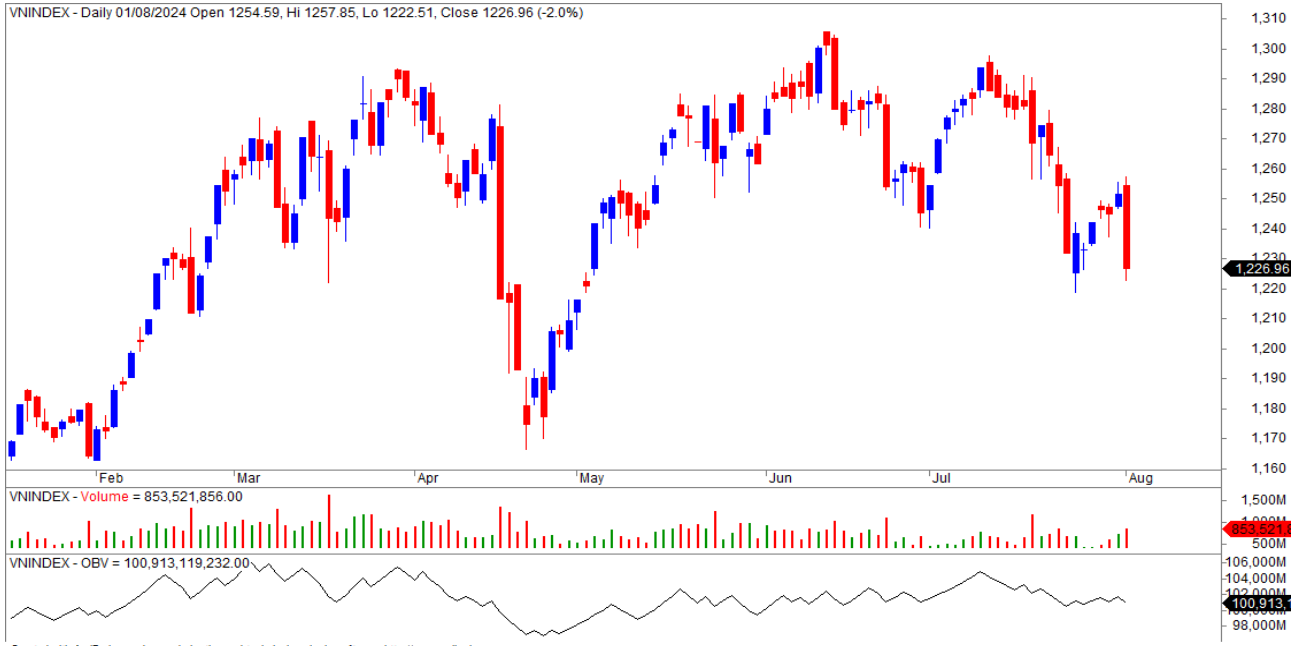
大盤的短期走勢仍維持下跌。因此，我們建議投資者仍可優先持有低比例票的股，並在此階段應臨時停止拋售。

請在 <https://ysraar.yuanta.com.vn/> 查看有關股票的信號。



We Create Fortune

技術分析圖



指數技術分析圖 VN-Index



指數技術分析圖 HNX-Index

指數	短期趨勢	中期趨勢	阻力區 1	阻力區 2	支撐區 1	支撐區 2
VN-Index	下跌	上漲	1300	1330	870	800
HNX-Index	下跌	上漲	260	306	189	160
VN30	下跌	上漲	1336	1350	980	960
VNMidcaps	下跌	上漲	1280	1250	963	900
VNSmallcaps	下跌	上漲	1250	1250	804	750

We Create Fortune

胡志明市交易所 (HSX)

	收盤	漲跌%
VNI	1226.96	-1.96%
VN30	1272	-2.09%
VN Mid	1829.1	-2.73%
VN Small	1409.53	-3.39%

河內交易所 (HSX)

	收盤	漲跌%
HNI	229.23	-2.60%
HN30	492.79	-3.92%
VNX AllSh	1267.88	-2.35%

UPCOM 市場 (UPCoM)

	收盤	漲跌%
UPCoM	93.52	-1.63%

外資交易	成交值 (Bil.VND)
買進	2479.94739
賣出	2420.76568
買超/賣超	59.181707

外資交易	成交值 (Bil.VND)
買進	92.32
賣出	61.54
買超/賣超	30.78

外資交易	成交值 (Bil.VND)
買進	33.98
賣出	4.25
買超/賣超	29.72

上漲排名/股碼	漲跌(VND)	漲跌%
NAF	950	5.41%
HVH	390	4.38%
DBC	600	2.34%
CRC	160	2.31%
TCO	300	2.26%

上漲排名/股碼	漲跌(VND)	漲跌%
KSV	4300	9.89%
SJE	2500	9.84%
TFC	2000	9.76%
DL1	100	2.00%
PVC	100	0.72%

上漲排名/股碼	漲跌(VND)	漲跌%
BOT	30118568	3.88%
VGG	14972752	3.65%
NAF	0	1.21%
FOC	8882732	1.10%
MCH	347217479	0.37%

下跌排名/股碼	漲跌(VND)	漲跌%
BCM	-5100	-6.99%
EVF	-900	-6.98%
DPG	-3600	-6.95%
HAH	-2950	-6.95%
NHA	-2050	-6.95%

下跌排名/股碼	漲跌(VND)	漲跌%
TTH	-300	-10.00%
DST	-300	-8.33%
KSQ	-300	-8.33%
MBS	-2500	-8.22%
NTP	-5000	-8.14%

下跌排名/股碼	漲跌(VND)	漲跌%
HIO	-2041	-12.84%
DGT	-981	-11.68%
VGI	-8148	-11.04%
MFS	-2559	-7.50%
DDV	-1180	-6.45%

*備註：市值>5,000 億盾；成交值>15 億盾

市值排名/股碼	Bil.VND
VCB	506,930,577
BID	266,780,400
FPT	182,263,919
GAS	181,212,774
HPG	170,779,880

市值排名/股碼	Bil.VND
PVS	19,118,652
IDC	18,875,996
HUT	14,815,699
THD	13,513,499
PVI	12,414,819

市值排名/股碼	Bil.VND
ACV	243,646,470
VGI	199,832,293
MCH	143,522,956
BSR	69,981,377
VEA	55,270,107

交易量排名/股碼	成交值	30 日均
MBB	34,626,500	22,096,884
VIX	32,787,900	16,156,923
HPG	31,450,400	17,954,871
SHB	30,293,013	20,795,602
SSI	23,876,700	9,585,642

交易量排名/股碼	成交值	30 日均
SHS	417,565,426,400	8,067,066
MBS	208,375,945,100	3,600,076
CEO	85,434,919,700	4,123,152
TNG	137,806,871,100	2,934,173
PVS	214,220,128,600	2,590,549

交易量排名/股碼	成交值	30 日均
BSR	196,654,256,300	8,807,306
VTL	3,509,200	4,241
VGI	297,547,368,800	1,317,744
VGTT	48,770,154,600	3,734,452
OIL	40,261,326,900	2,911,218

資料源: Bloomberg & Yuanta Research

資料源: Bloomberg & Yuanta Research

資料源: Bloomberg & Yuanta Research



We Create Fortune

各行業板塊的交易走勢



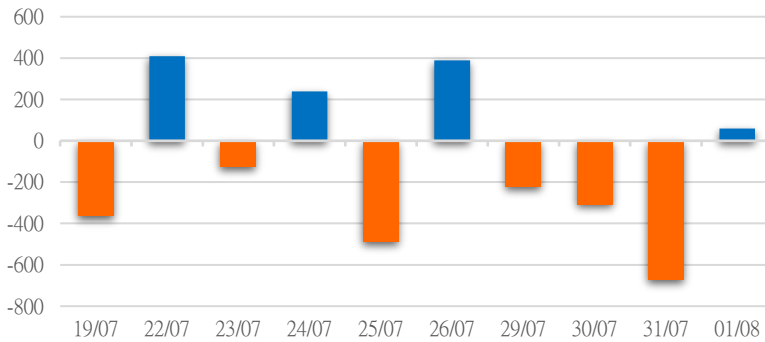
資料源: FiinPro - YSVN



We Create Fortune

外資買進賣統計

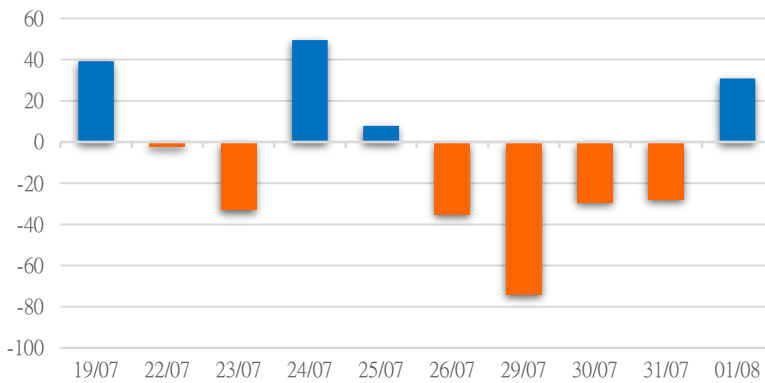
HSX 外資每日買/賣超



證券代碼	買超金額 (Mil.VND)	證券代碼	賣超金額 (Mil.VND)
VCB	191,855	FPT	-163,168
VNM	159,080	SSI	-112,569
MWG	109,821	VIX	-71,330
MSN	83,520	CTG	-37,291
DBC	56,446	VPB	-36,242

HSX 外資買/賣超的前 5 名

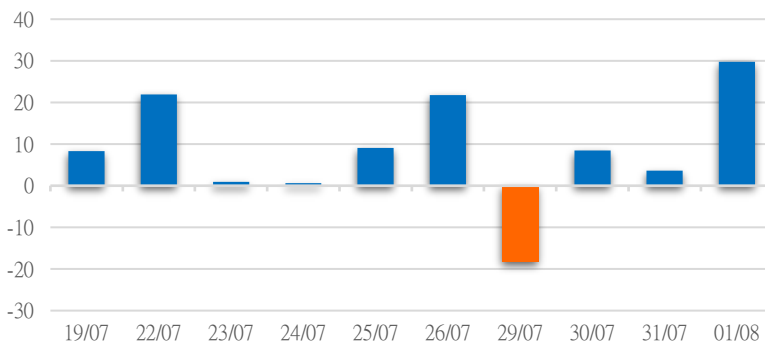
HNX 外資每日買/賣超



證券代碼	買超金額 (Mil.VND)	證券代碼	賣超金額 (Mil.VND)
IDC	10,759	MBS	-1,464
TNG	3,860	DHT	-774
LAS	3,569	HUT	-562
VGS	3,486	PVI	-548
BVS	3,156	VFS	-505

HNX 外資買/賣超的前 5 名

UPCOM 外資每日買/賣超



證券代碼	買超金額 (Mil.VND)	證券代碼	賣超金額 (Mil.VND)
OIL	15,909	PHP	-927
ACV	8,643	PAT	-397
MCH	3,837	VEA	-316
KLB	735	VAB	-187
VRG	597	VSE	-182

UPCOM 外資買/賣超的前 5 名

源: FiinPro - YSVN



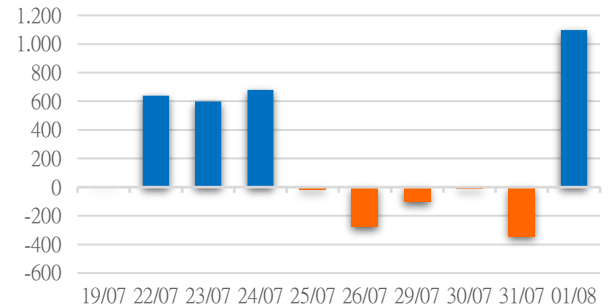
We Create Fortune

自營統計

證券代碼	買超金額 (Mil.VND)	證券代碼	賣超金額 (Mil.VND)
TCB	109,419	E1VFN30	32,141
FPT	85,962	FUEVFN30	30,608
VNM	74,738	FUEKIV30	21,650
SBT	71,353	FUEVN100	4,042
MBB	56,971	GAS	2,228

HSX 自營交易最大前名

HSX 自營交易每日買/賣超
(Bil.VND)



證券代碼	買超金額 (Mil.VND)	證券代碼	賣超金額 (Mil.VND)
PVS	9,900	L18	33
MBS	2,998		
TNG	2,231		
PLC	1,282		
IDC	1,160		

HNX 自營交易最大前名

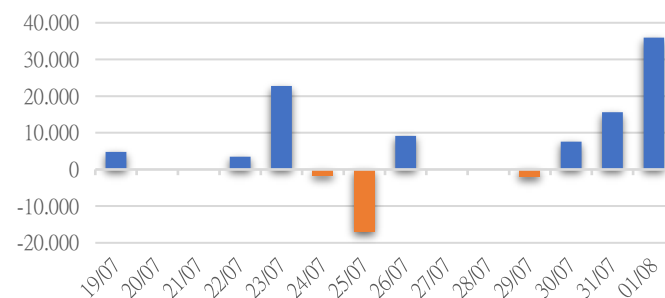
HNX 自營交易每日買/賣超
(Mil.VND)



證券代碼	買超金額 (Mil.VND)	證券代碼	賣超金額 (Mil.VND)
TSJ	34,860.00	BSR	3,391
GDA	749.40		
APF	297.00		

UPCoM 自營交易最大前名

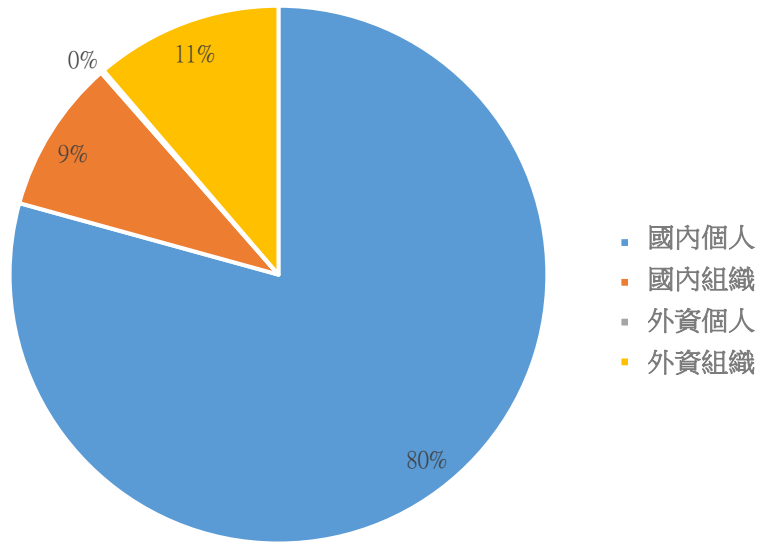
UPCoM 自營交易每日買/賣超
(Mil.VND)





We Create **Fortune**

越南證券市場投資人類別統計

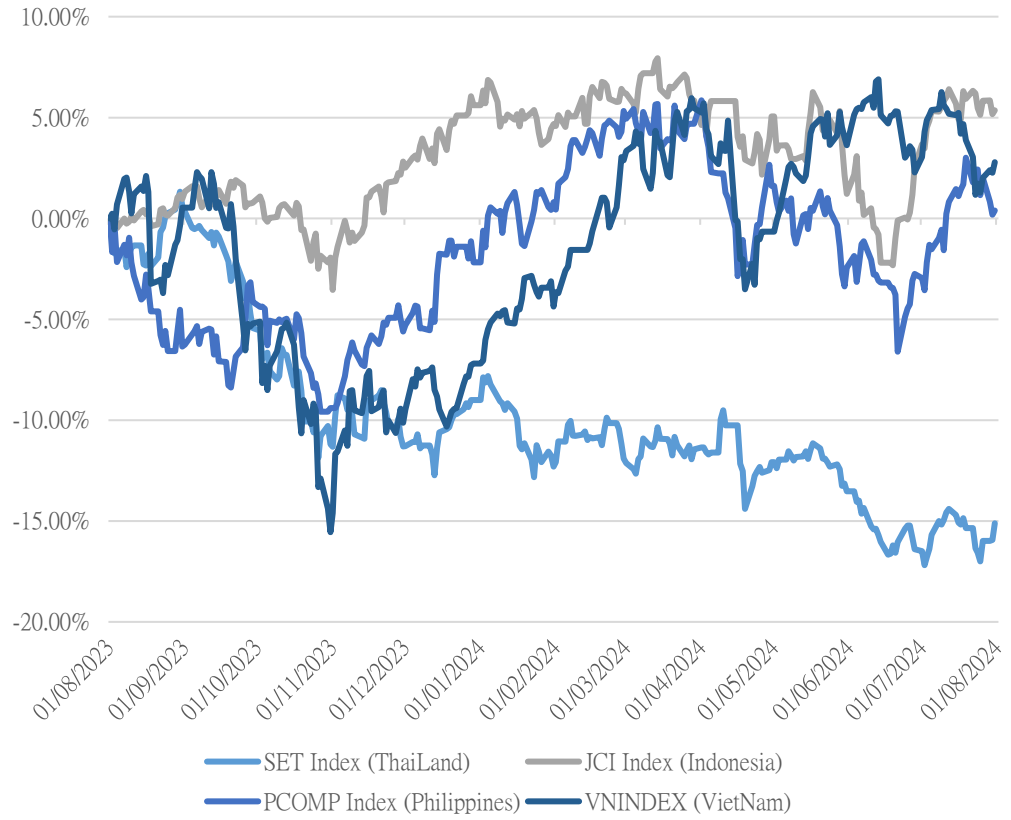


資料源: FiinPro - YSVN



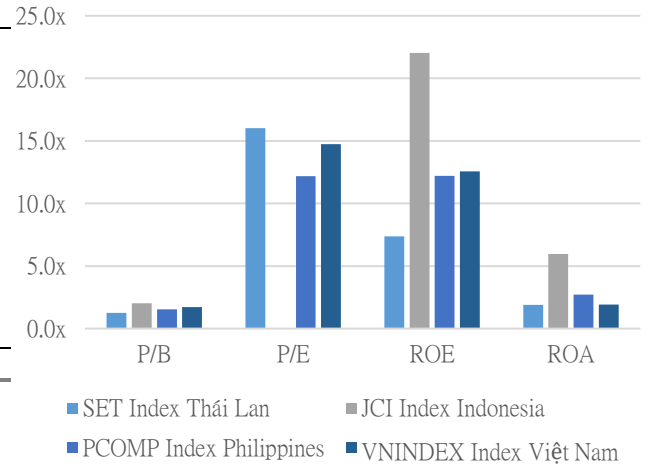
We Create Fortune

東南亞主要市場走勢比較



東南亞主要市場數據					
		Thailand	Indonesia	Philippines	Vietnam
P/B		1.3x	2.0x	1.5x	1.7x
P/E		16.0x	0.0x	12.2x	14.7x
ROE	%	7.36	22.04	12.21	12.56
ROA	%	1.90	5.96	2.71	1.93
Vốn hóa	Tỷ USD	458.23	761.48	156.80	203.43
GTGD	Triệu USD	1.16	0.57	0.07	0.61
LS cổ tức	%	3.53	3.33	2.76	1.77

源: Bloomberg & YSVN





We Create **Fortune**

元大證券（越南）公司

個人客戶分析部

Nguyễn Th ệ Minh
研究分析經理
+84 28 3622 6868 ext 3826
minh.nguyen@yuantan.com.vn

Lý Thị Hi ệ n
研究分析主管
+84 28 3622 6868 ext 3908
hien.ly@yuantan.com.vn

Quách Đức Khánh
研究分析副主管
+84 28 3622 6868 ext 3833
khanh.quach@yuantan.com.vn

Khổng Hữu Hiệp
高級分析專員
+84 28 3622 6868 ext 3912
hiep.khong@yuantan.com.vn

Nguyễn Trịnh Ngọc Hồng
高級分析專員
+84 28 3622 6868 ext 3832
hong.nguyen@yuantan.com.vn

Phạm Tấn Phát
高級分析專員
+84 28 3622 6868 ext 3880
phat.pham@yuantan.com.vn

個人客戶業務部

Phạm Đắc Thành
北部營業中心經理
+84 28 3622 6868 ext 3416
thanh.pham@yuantan.com.vn

Võ Thị Thu Thủy
平陽分行經理
+84 28 3622 6868 ext 3505
thuy.vo@yuantan.com.vn

Lương Kỳ Ty
堤岸分行經理
+84 28 3622 6868 ext 3653
ty.luong@yuantan.com.vn

Bùi Quốc Phong
同奈分行經理
+84 28 3622 6868 ext 3701
phong.bui@yuantan.com.vn

Võ Đình Tuấn
峴港分行經理
+84 28 3622 6868 ext 3301
tuan.vo@yuantan.com.vn

Nguyễn Việt Quang
河內分行經理
+84 28 3622 6868 ext 3404
quang.nguyen@yuantan.com.vn

Đinh Thị Thu Cúc
頭頓分行經理
+84 28 3622 6868 ext 3203
cuc.dinh@yuantan.com.vn



We Create **Fortune**

Appendix A: Important Disclosures

Analyst Certification

Each research analyst primarily responsible for the content of this research report, in whole or in part, certifies that with respect to each security or issuer that the analyst covered in this report: (1) all of the views expressed accurately reflect his or her personal views about those securities or issuers; and (2) no part of his or her compensation was, is, or will be, directly or indirectly, related to the specific recommendations or views expressed by that research analyst in the research report.

Ratings Definitions

BUY: We have a positive outlook on the stock based on our expected absolute or relative return over the investment period. Our thesis is based on our analysis of the company's outlook, financial performance, catalysts, valuation and risk profile. We recommend investors add to their position.

HOLD-Outperform: In our view, the stock's fundamentals are relatively more attractive than peers at the current price. Our thesis is based on our analysis of the company's outlook, financial performance, catalysts, valuation and risk profile.

HOLD-Underperform: In our view, the stock's fundamentals are relatively less attractive than peers at the current price. Our thesis is based on our analysis of the company's outlook, financial performance, catalysts, valuation and risk profile.

SELL: We have a negative outlook on the stock based on our expected absolute or relative return over the investment period. Our thesis is based on our analysis of the company's outlook, financial performance, catalysts, valuation and risk profile. We recommend investors reduce their position.

Under Review: We actively follow the company, although our estimates, rating and target price are under review.

Restricted: The rating and target price have been suspended temporarily to comply with applicable regulations and/or Yuanta policies.

Note: Yuanta research coverage with a Target Price is based on an investment period of 12 months. Greater China Discovery Series coverage does not have a formal 12 month Target Price and the recommendation is based on an investment period specified by the analyst in the report.

Global Disclaimer

© 2018 Yuanta. All rights reserved. The information in this report has been compiled from sources we believe to be reliable, but we do not hold ourselves responsible for its completeness or accuracy. It is not an offer to sell or solicitation of an offer to buy any securities. All opinions and estimates included in this report constitute our judgment as of this date and are subject to change without notice.

This report provides general information only. Neither the information nor any opinion expressed herein constitutes an offer or invitation to make an offer to buy or sell securities or other investments. This material is prepared for general circulation to clients and is not intended to provide tailored investment advice and does not take into account the individual financial situation and objectives of any specific person who may receive this report. Investors should seek financial advice regarding the appropriateness of investing in any securities, investments or investment strategies discussed or recommended in this report. The information contained in this report has been compiled from sources believed to be reliable but no representation or warranty, express or implied, is made as to its accuracy, completeness or correctness. This report is not (and should not be construed as) a solicitation to act as securities broker or dealer in any jurisdiction by any person or company that is not legally permitted to carry on such business in that jurisdiction.

Yuanta research is distributed in the United States only to Major U.S. Institutional Investors (as defined in Rule 15a-6 under the Securities Exchange Act of 1934, as amended and SEC staff interpretations thereof). All transactions by a US person in the securities mentioned in this report must be effected through a registered broker-dealer under Section 15 of the Securities Exchange Act of 1934, as amended. Yuanta research is distributed in Taiwan by Yuanta Securities Investment Consulting. Yuanta research is distributed in Hong Kong by Yuanta Securities (Hong Kong) Co. Limited, which is licensed in Hong Kong by the Securities and Futures Commission for regulated activities, including Type 4 regulated activity (advising on securities). In Hong Kong, this research report may not be redistributed, retransmitted or disclosed, in whole or in part or and any form or manner, without the express written