

當日市場：外資強勁買超

2024/08/05

市場走勢

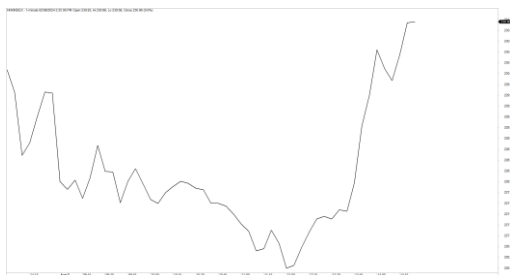
市場指數	VNI	HNI	UPCOM
收盤	1,236.60	231.56	93.77
%日	0.79%	1.02%	0.27%
%週	-0.44%	-2.16%	-1.48%
%月	-2.61%	-3.84%	-3.90%
%年	1.32%	-4.04%	3.18%
成交值(Bil.VND)			
當日	16,370	1,162	1,306
日均量/週	16,070	1,291	1,000
日均量/月	17,435	1,318	1,160
外資進出			
買進	2,075.34	56.90	14.94
賣出	1,330.72	33.19	9.95
買賣超	744.62	23.71	4.99
市場漲跌家數			
上漲	213	94	162
下跌	128	71	153
持平	77	152	588
市場指標			
P/E	13.41	16.21	21.93
總市值 (兆盾)	5,066	326	1,420
股息殖利率 ²	3.14%	3.23%	4.77%

資料源: Bloomberg - YSVN

VNINDEX



HNIINDEX



市場走勢

由於前一日晚上世界市場的走勢，市場情緒變得謹慎，市場在早盤的交易日繼續下跌。指數成功反轉上漲。VN-Index 收盤上漲 0.79%，止於 1,236.6 點，HNX-Index 上漲 1.02%，Upcom-上漲 0.27%。三大市場的交易額均比前一交易日減少達到 18 兆 8,390 億越南盾

證券股是復甦的焦點，如 FTS、CTS 漲停，而 VIX、SSI、AGR 等上漲超過 3%。此外，行業股在最近期強勁調整如鋼鐵、畜牧、航空等也相當良好復甦。

在 VN30-Index 中，GVR、BID、POW、PLX、HPG、SSI、TCB 是引領的股票。相反，指數籃子中的其他大型股如 FPT (-1.28%)、VCB (-2.21%)、VHM (-1.23%)、VRE (-1.37%) 下跌。

外資在周末的交易日繼續買超為 7,950 億越南盾，其中 VNM (3,000 億)、MSN (610 億)、DGC (590 億) 在買超方面領先。相反，VIX (440 億)、VHM (400 億)、DXG (350 億) 在賣超方面的榜首。

市場短期觀點

我們認為市場可能會在本周的首個交易日繼續復甦，VN-Index 可能會上漲至 1,250 - 1,255 點的阻力位。同時，VN30-Index 出現進入短期調整階段的跡象，尤其是該指數的價格走勢圖出現短期上漲反轉模式，因此短期風險有逐漸下跌的跡象，投資者對目前應限制拋售以避免價格劣勢。

大盤的短期走勢仍維持下跌。因此，我們建議投資者可以繼續持有低比例的股票，並考慮低比例試探性買進。同時，投資者在此期間限制拋售。

從周線圖來看，VN-Index 收盤下跌 0.4%，交易量小幅增加，市場可能會在下一個交易周再次復甦。同時，我們認為現金流量可能會在各類股票之間出現分化，並主要集中在大型股。此外，中期趨勢可能會從上漲調整至中性。因此，我們建議投資者可以重組中期投資組合，則在中期投資組合集中持有高比例大型股。

請在 <https://ysraar.yuanta.com.vn/> 查看有關股票的信號。



We Create Fortune

技術分析圖



指數技術分析圖 VN-Index



指數技術分析圖 HNX-Index

指數	短期趨勢	中期趨勢	阻力區 1	阻力區 2	支撐區 1	支撐區 2
VN-Index	下跌	上漲	1300	1330	870	800
HNX-Index	下跌	上漲	260	306	189	160
VN30	下跌	上漲	1336	1350	980	960
VNMidcaps	下跌	上漲	1280	1250	963	900
VNSmallcaps	下跌	上漲	1250	1250	804	750

We Create Fortune

胡志明市交易所 (HSX)

	收盤	漲跌%
VNI	1236.6	0.79%
VN30	1281.01	0.71%
VN Mid	1848.4	1.06%
VN Small	1425.71	1.15%

河內交易所 (HSX)

	收盤	漲跌%
HNI	231.56	1.02%
HN30	499.99	1.46%
VNX AllSh	1278.47	0.84%

UPCOM 市場 (UPCoM)

	收盤	漲跌%
UPCoM	93.77	0.27%

外資交易	成交值 (Bil.VND)
買進	2075.340103
賣出	1330.718898
買超/賣超	744.621205

外資交易	成交值 (Bil.VND)
買進	56.90
賣出	33.19
買超/賣超	23.71

外資交易	成交值 (Bil.VND)
買進	14.94
賣出	9.95
買超/賣超	4.99

上漲排名/ 股碼	漲跌(VND)	漲跌%
BSI	2800	6.95%
KSB	1200	6.94%
CTS	2250	6.93%
FTS	2400	6.93%
DBC	1800	6.86%

上漲排名/ 股碼	漲跌(VND)	漲跌%
KSV	4700	9.83%
CMS	1600	9.82%
TFC	2200	9.78%
GKM	3600	9.73%
IPA	1200	9.23%

上漲排名/ 股碼	漲跌(VND)	漲跌%
TVN	331653098	11.24%
VHG	72890925	11.11%
HIO	10496100	7.91%
OIL	8700754	4.20%
DSC	204815525	3.85%

下跌排名/ 股碼	漲跌(VND)	漲跌%
HBC	-410	-6.93%
LDG	-130	-6.63%
VNE	-290	-6.43%
NAF	-750	-4.05%
QCG	-220	-3.22%

下跌排名/ 股碼	漲跌(VND)	漲跌%
DVG	-100	-5.88%
VFS	-500	-3.14%
TMB	-2000	-2.80%
NRC	-100	-2.33%
S99	-200	-2.20%

下跌排名/ 股碼	漲跌(VND)	漲跌%
DGT	-300	-4.05%
POM	-100	-3.85%
LTG	-600	-3.80%
BCR	-200	-3.77%
FOC	-1800	-2.39%

*備註：市值>5,000 億盾；成交值>15 億盾

市值排名/ 股碼	Bil.VND
VCB	495,752,395
BID	272,195,814
GAS	181,212,774
FPT	179,927,202
HPG	174,297,818

市值排名/ 股碼	Bil.VND
IDC	19,271,996
PVS	19,118,652
HUT	14,904,950
THD	13,513,499
MBS	12,954,143

市值排名/ 股碼	Bil.VND
ACV	243,842,395
VGI	186,914,358
MCH	144,839,582
BSR	68,505,539
VEA	54,737,258

交易量排名/ 股碼	成交值	30 日均
VIX	24,823,802	18,146,082
MBB	24,613,211	23,946,442
SHB	24,476,098	21,041,575
BCG	20,320,072	7,669,842
HPG	17,656,647	18,562,614

交易量排名/ 股碼	成交值	30 日均
SHS	168,511,121,400	9,367,142
MBS	113,018,473,100	3,909,915
CEO	50,691,138,500	4,304,679
PVS	117,752,977,100	2,701,819
HUT	40,902,622,800	1,970,763

交易量排 名/股碼	成交值	30 日均
HAC	59,500	1,021,389
BSR	203,216,069,400	9,006,765
VGI	208,959,509,400	1,597,831
OIL	43,079,916,600	2,976,522
VHG	5,641,506,800	665,952

資料源: Bloomberg & Yuanta Research

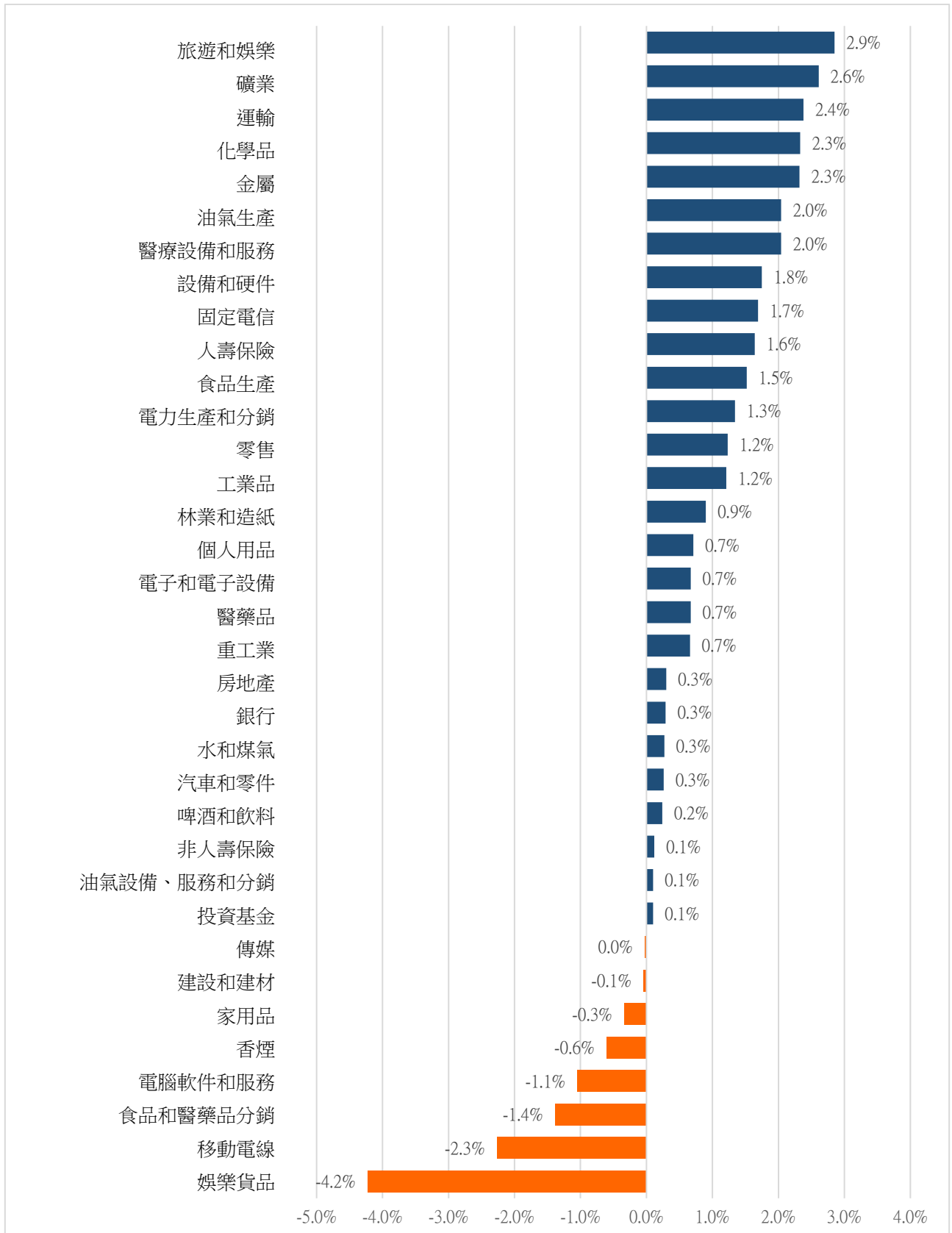
資料源: Bloomberg & Yuanta Research

資料源: Bloomberg & Yuanta Research



We Create Fortune

各行業板塊的交易走勢



資料源: FinPro - YSVN



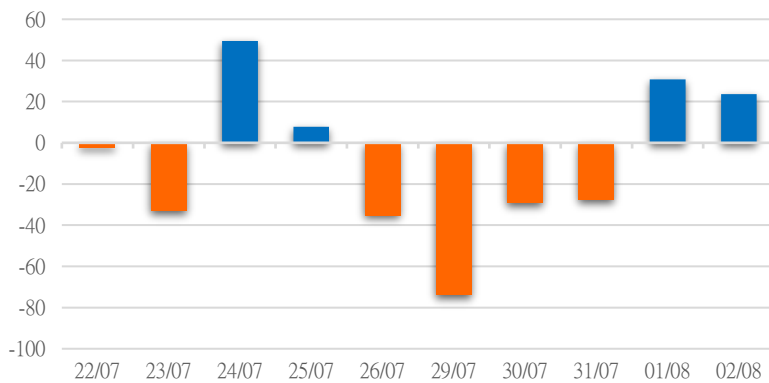
We Create Fortune

外資買進賣統計

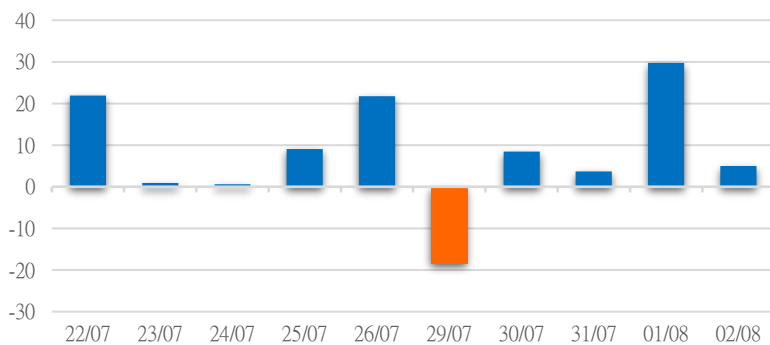
HSX 外資每日買/賣超



HNX外資每日買/賣超



UPCOM外資每日買/賣超



證券代碼	買超金額 (Mil.VND)	證券代碼	賣超金額 (Mil.VND)
VNM	299,841	VIX	-44,464
MSN	61,145	VHM	-39,599
DGC	58,766	DXG	-34,554
HPG	58,381	CTG	-33,981
SSI	50,321	STB	-25,481

HSX 外資買/賣超的前 5 名

證券代碼	買超金額 (Mil.VND)	證券代碼	賣超金額 (Mil.VND)
IDC	10,759	MBS	-1,464
TNG	3,860	DHT	-774
LAS	3,569	HUT	-562
VGS	3,486	PVI	-548
BVS	3,156	VFS	-505

HNX 外資買/賣超的前 5 名

證券代碼	買超金額 (Mil.VND)	證券代碼	賣超金額 (Mil.VND)
OIL	8,321	PHP	-2,152
MPC	1,700	DGT	-2,130
ABI	1,607	VGI	-1,226
VHG	569	ACV	-1,030
KLB	529	QNS	-896

UPCOM 外資買/賣超的前 5 名

源: FiinPro - YSVN

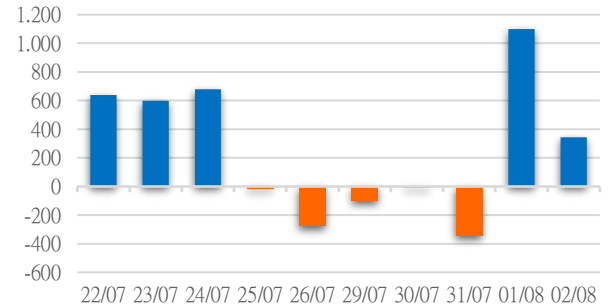
We Create **Fortune**

自營統計

證券代碼	買超金額 (Mіл.VND)	證券代碼	賣超金額 (Mіл.VND)
PNJ	134,144	BCG	87,397
TCB	105,630	FPT	31,562
REE	52,605	MSN	14,406
GMD	37,073	ACB	14,141
HVN	21,172	VCI	12,874

HSX 自營交易最大前名

HSX 自營交易每日買/賣超
(Bil.VND)



證券代碼	買超金額 (Mіл.VND)	證券代碼	賣超金額 (Mіл.VND)
PVS	14,015	L18	201
VCS	3,894		
IDC	2,771		
PLC	2,115		

HNX 自營交易最大前名

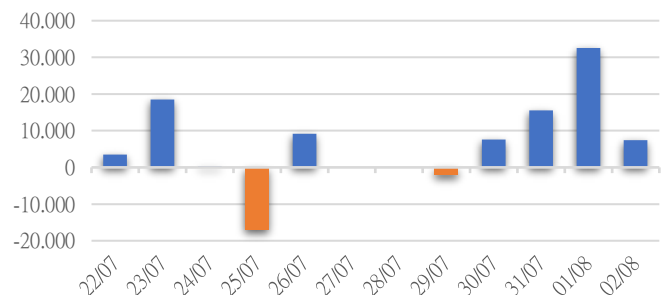
HNX 自營交易每日買/賣超
(Mіл.VND)



證券代碼	買超金額 (Mіл.VND)	證券代碼	賣超金額 (Mіл.VND)
BSR	4,480.00	QTP	2,205
OIL	745.00		

UPCoM 自營交易最大前名

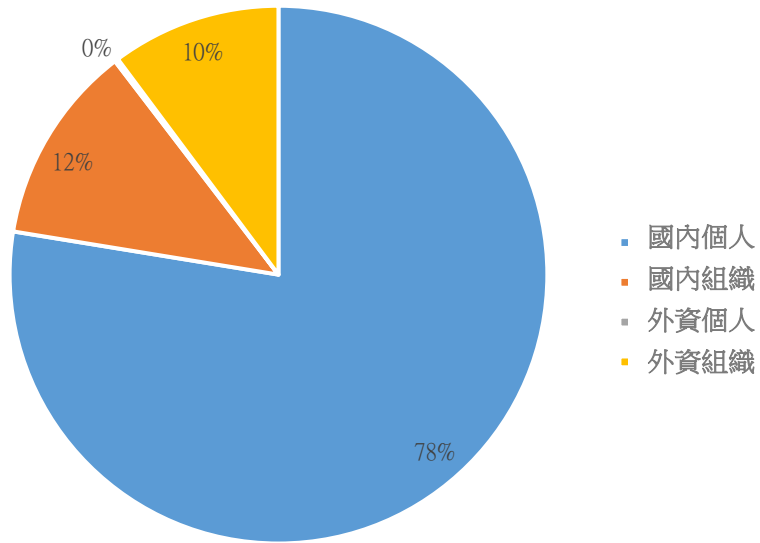
UPCoM 自營交易每日買/賣超
(Mіл.VND)





We Create **Fortune**

越南證券市場投資人類別統計

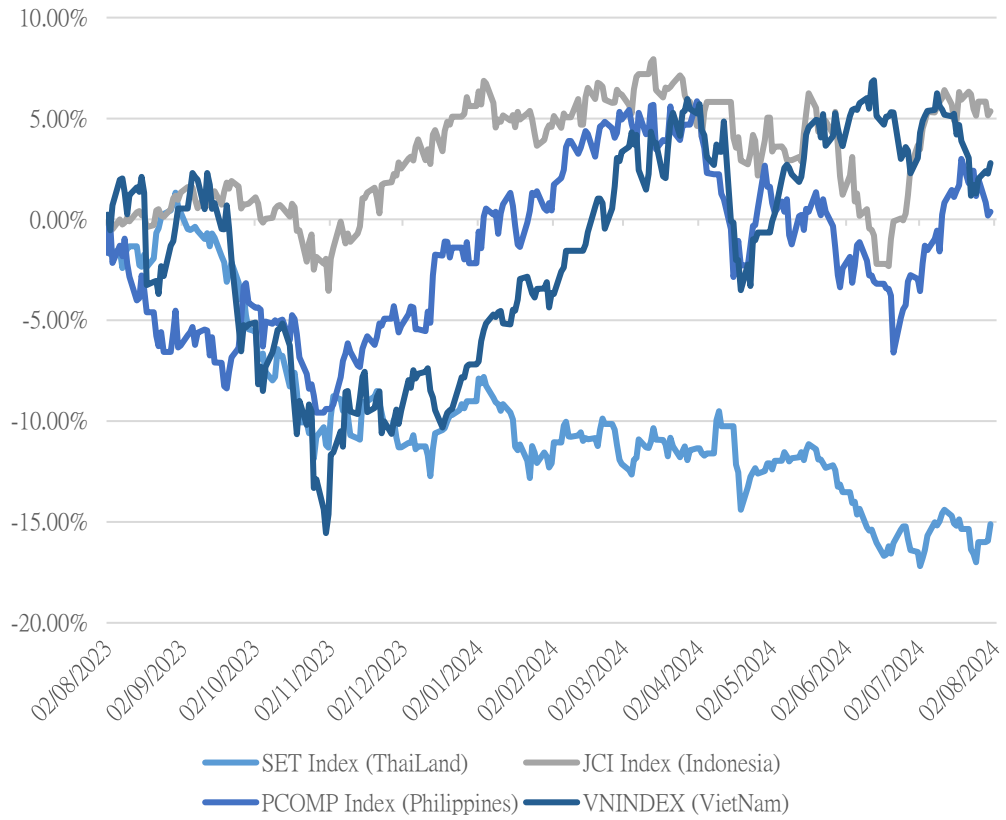


資料源: *FiinPro - YSVN*



We Create Fortune

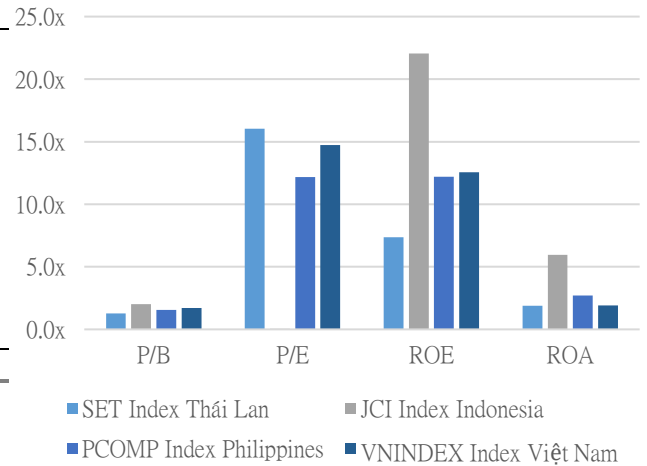
東南亞主要市場走勢比較



東南亞主要市場數據

		Thailand	Indonesia	Philippines	Vietnam
P/B		1.3x	2.0x	1.5x	1.7x
P/E		16.0x	0.0x	12.2x	14.7x
ROE	%	7.36	22.04	12.21	12.56
ROA	%	1.90	5.96	2.71	1.93
Vốn hóa	Tỷ USD	458.23	761.48	156.80	203.43
GTGD	Triệu USD	1.16	0.57	0.07	0.61
LS cổ tức	%	3.53	3.33	2.76	1.77

源: Bloomberg & YSVN





We Create **Fortune**

元大證券（越南）公司

個人客戶分析部

Nguyễn Th ệ Minh
研究分析經理
+84 28 3622 6868 ext 3826
minh.nguyen@yuantan.com.vn

Lý Thị Hi ệ n
研究分析主管
+84 28 3622 6868 ext 3908
hien.ly@yuantan.com.vn

Quách Đức Khánh
研究分析副主管
+84 28 3622 6868 ext 3833
khanh.quach@yuantan.com.vn

Khổng Hữu Hiệp
高級分析專員
+84 28 3622 6868 ext 3912
hiep.khong@yuantan.com.vn

Nguyễn Trịnh Ngọc Hồng
高級分析專員
+84 28 3622 6868 ext 3832
hong.nguyen@yuantan.com.vn

Phạm Tấn Phát
高級分析專員
+84 28 3622 6868 ext 3880
phat.pham@yuantan.com.vn

個人客戶業務部

Phạm Đắc Thành
北部營業中心經理
+84 28 3622 6868 ext 3416
thanh.pham@yuantan.com.vn

Võ Thị Thu Thủy
平陽分行經理
+84 28 3622 6868 ext 3505
thuy.vo@yuantan.com.vn

Lương Kỳ Ty
堤岸分行經理
+84 28 3622 6868 ext 3653
ty.luong@yuantan.com.vn

Bùi Quốc Phong
同奈分行經理
+84 28 3622 6868 ext 3701
phong.bui@yuantan.com.vn

Võ Đình Tuấn
峴港分行經理
+84 28 3622 6868 ext 3301
tuan.vo@yuantan.com.vn

Nguyễn Việt Quang
河內分行經理
+84 28 3622 6868 ext 3404
quang.nguyen@yuantan.com.vn

Đinh Thị Thu Cúc
頭頓分行經理
+84 28 3622 6868 ext 3203
cuc.dinh@yuantan.com.vn



We Create **Fortune**

Appendix A: Important Disclosures

Analyst Certification

Each research analyst primarily responsible for the content of this research report, in whole or in part, certifies that with respect to each security or issuer that the analyst covered in this report: (1) all of the views expressed accurately reflect his or her personal views about those securities or issuers; and (2) no part of his or her compensation was, is, or will be, directly or indirectly, related to the specific recommendations or views expressed by that research analyst in the research report.

Ratings Definitions

BUY: We have a positive outlook on the stock based on our expected absolute or relative return over the investment period. Our thesis is based on our analysis of the company's outlook, financial performance, catalysts, valuation and risk profile. We recommend investors add to their position.

HOLD-Outperform: In our view, the stock's fundamentals are relatively more attractive than peers at the current price. Our thesis is based on our analysis of the company's outlook, financial performance, catalysts, valuation and risk profile.

HOLD-Underperform: In our view, the stock's fundamentals are relatively less attractive than peers at the current price. Our thesis is based on our analysis of the company's outlook, financial performance, catalysts, valuation and risk profile.

SELL: We have a negative outlook on the stock based on our expected absolute or relative return over the investment period. Our thesis is based on our analysis of the company's outlook, financial performance, catalysts, valuation and risk profile. We recommend investors reduce their position.

Under Review: We actively follow the company, although our estimates, rating and target price are under review.

Restricted: The rating and target price have been suspended temporarily to comply with applicable regulations and/or Yuanta policies.

Note: Yuanta research coverage with a Target Price is based on an investment period of 12 months. Greater China Discovery Series coverage does not have a formal 12 month Target Price and the recommendation is based on an investment period specified by the analyst in the report.

Global Disclaimer

© 2018 Yuanta. All rights reserved. The information in this report has been compiled from sources we believe to be reliable, but we do not hold ourselves responsible for its completeness or accuracy. It is not an offer to sell or solicitation of an offer to buy any securities. All opinions and estimates included in this report constitute our judgment as of this date and are subject to change without notice.

This report provides general information only. Neither the information nor any opinion expressed herein constitutes an offer or invitation to make an offer to buy or sell securities or other investments. This material is prepared for general circulation to clients and is not intended to provide tailored investment advice and does not take into account the individual financial situation and objectives of any specific person who may receive this report. Investors should seek financial advice regarding the appropriateness of investing in any securities, investments or investment strategies discussed or recommended in this report. The information contained in this report has been compiled from sources believed to be reliable but no representation or warranty, express or implied, is made as to its accuracy, completeness or correctness. This report is not (and should not be construed as) a solicitation to act as securities broker or dealer in any jurisdiction by any person or company that is not legally permitted to carry on such business in that jurisdiction.

Yuanta research is distributed in the United States only to Major U.S. Institutional Investors (as defined in Rule 15a-6 under the Securities Exchange Act of 1934, as amended and SEC staff interpretations thereof). All transactions by a US person in the securities mentioned in this report must be effected through a registered broker-dealer under Section 15 of the Securities Exchange Act of 1934, as amended. Yuanta research is distributed in Taiwan by Yuanta Securities Investment Consulting. Yuanta research is distributed in Hong Kong by Yuanta Securities (Hong Kong) Co. Limited, which is licensed in Hong Kong by the Securities and Futures Commission for regulated activities, including Type 4 regulated activity (advising on securities). In Hong Kong, this research report may not be redistributed, retransmitted or disclosed, in whole or in part or and any form or manner, without the express written