

當日市場：拋售壓力擴散

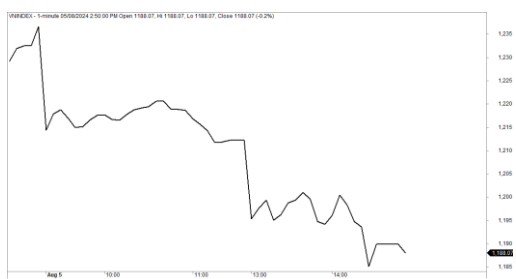
2024/08/06

市場走勢

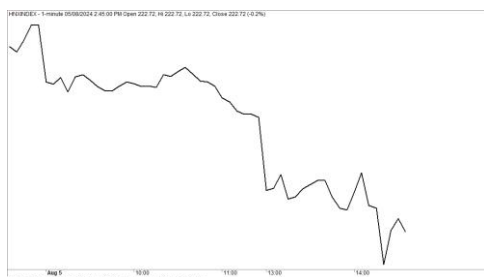
市場指數	VNI	HNI	UPCOM
收盤	1,188.07	222.71	90.79
%日	-3.92%	-3.82%	-3.18%
%週	-4.70%	-6.24%	-4.89%
%月	-7.40%	-8.09%	-7.60%
%年	-3.09%	-8.13%	-0.99%
成交值(Bil.VND)			
當日	23,756	1,682	1,036
日均量/週	18,550	1,415	1,070
日均量/月	18,059	1,361	1,144
外資進出			
買進	2,009.06	63.62	8.02
賣出	2,747.22	74.77	15.60
買賣超	-738.15	-11.15	-7.58
市場漲跌家數			
上漲	23	33	101
下跌	346	171	235
持平	49	113	567
市場指標			
P/E	12.89	15.70	21.73
總市值 (兆盾)	4,867	316	1,400
股息殖利率 ²	3.20%	3.34%	4.85%

資料源: Bloomberg - YSVN

VNINDEX



HNIINDEX



市場走勢

由於周末世界市場的負面走勢，越南市場在周末的交易日上漲勢頭並未能維持到本周的首個交易日。VN-Index 收盤止於 1188.07 點，相當於下跌 3.92%，HNX-Index 下跌 3.82%，Upcom-Index 下跌 3.18%。三大市場的交易額大幅增加至 26 兆 4,740 億越南盾

悲觀情緒導致紅跌擴散整個市場。VN30-Index 收盤下跌 3.82%，其中有 30 檔下跌股，顯示指數寬度相當收窄。GVR 在當日的交易日跌停，而 ACB、BID、BVH、CTG、FPT、GAS、HDB、HPB、MBB、PLX、SSI 等下跌 3% 以上。

跌停的股票數量更多如 DXG、HHV、HVN、NKG、HBC VOS、PC1、PVD、VSC、VN 等。相反，EIB 在國家銀行允許 GEX 購買股票的資訊發布後逆勢上漲。另外，FTS 和 CTS 是少數逆市的股票。

外資再次賣超為 7,490 億越南盾，其中 HPG (2,320 億)、FPT (890 億)、MWG (810 億) 在賣超方面的榜首。相反，VNM (1,920 億)、VCB (9,410 億)、HVN (630 億) 在買超方面領先。

市場短期觀點

我們認為市場可能會很快在下一個交易日出現復甦階段。同時，隨著慣性走弱的勢頭，VN-Index 也可以測試 4 月底部，最低收盤價為 1,175 點。此外，許多股票和指數下跌至超賣區域，尤其是 VN-Index 的預測本益比跌破 11 倍，因此我們預期市場在未來的幾個交易日可能會快速出現復甦階段。

大盤的短期走勢仍維持下跌。因此，我們建議短期投資者可以繼續持有低比例的股票，在沒有保證金壓力的情況下，投資者在此期間不宜賣出。同時，當許多股票的估值已經下跌到更具吸引力的水平時，投資者持有高比例的現金仍然可以考慮較低比例的試探性買進。

請在 <https://ysraar.yuanta.com.vn/> 查看有關股票的信號。

We Create Fortune

技術分析圖



指數技術分析圖 VN-Index



指數技術分析圖 HNX-Index

指數	短期趨勢	中期趨勢	阻力區 1	阻力區 2	支撐區 1	支撐區 2
VN-Index	下跌	上漲	1300	1330	870	800
HNX-Index	下跌	上漲	260	306	189	160
VN30	下跌	上漲	1336	1350	980	960
VNMidcaps	下跌	上漲	1280	1250	963	900
VNSmallcaps	下跌	上漲	1250	1250	804	750

We Create Fortune

胡志明市交易所 (HSX)

	收盤	漲跌%
VNI	1188.07	-3.92%
VN30	1232.11	-3.82%
VN Mid	1755.24	-5.04%
VN Small	1359.84	-4.62%

河內交易所 (HSX)

	收盤	漲跌%
HNI	222.71	-3.82%
HN30	474.2	-5.16%
VNX AllSh	1224.45	-4.23%

UPCOM 市場 (UPCoM)

	收盤	漲跌%
UPCoM	90.79	-3.18%

外資交易	成交值 (Bil.VND)
買進	2009.06452
賣出	2747.2176
買超/賣超	-738.15308

外資交易	成交值 (Bil.VND)
買進	63.62
賣出	74.77
買超/賣超	-11.15

外資交易	成交值 (Bil.VND)
買進	8.02
賣出	15.60
買超/賣超	-7.58

上漲排名/股碼	漲跌(VND)	漲跌%
FIR	120	1.85%
BSI	200	0.46%
NCT	400	0.42%
SKG	50	0.42%
EIB	50	0.28%

上漲排名/股碼	漲跌(VND)	漲跌%
KSV	5200	9.90%
CMS	1300	7.26%
VNC	300	0.78%
HHC	0	0.00%
HLD	0	0.00%

上漲排名/股碼	漲跌(VND)	漲跌%
FIC	62224000	12.77%
VHG	72461425	4.63%
TOS	0	2.88%
SGP	104652487	0.80%
PSB	0	0.65%

下跌排名/股碼	漲跌(VND)	漲跌%
CCL	-630	-7.00%
APH	-650	-6.99%
HPX	-380	-6.99%
HVH	-660	-6.99%
LCG	-730	-6.99%

下跌排名/股碼	漲跌(VND)	漲跌%
IPA	-1400	-9.86%
VFS	-1500	-9.74%
TIG	-1300	-9.63%
NRC	-400	-9.52%
VC2	-700	-9.46%

下跌排名/股碼	漲跌(VND)	漲跌%
HSV	-505	-12.32%
PAS	-252	-6.81%
AMS	-673	-6.01%
AAH	-244	-5.95%
SBS	-316	-5.75%

*備註：市值>5,000 億盾；成交值>15 億盾

市值排名/股碼	Bil.VND
VCB	485,692,031
BID	262,790,095
GAS	175,700,598
FPT	173,209,141
HPG	165,982,693

市值排名/股碼	Bil.VND
IDC	18,743,996
PVS	18,067,126
HUT	14,637,196
THD	13,359,499
MBS	12,297,683

市值排名/股碼	Bil.VND
ACV	236,098,983
VGI	187,377,017
MCH	144,188,803
BSR	68,130,379
VEA	54,086,146

交易量排名/股碼	成交值	30 日均
HPG	46,010,000	18,562,614
SHB	36,291,703	21,041,575
ACB	31,570,603	11,460,417
MBB	31,221,800	23,946,442
VPB	29,120,903	19,255,704

交易量排名/股碼	成交值	30 日均
SHS	207,808,179,200	9,367,142
CEO	139,634,101,700	4,304,679
PVS	265,809,457,900	2,701,819
MBS	113,154,600,800	3,909,915
HUT	54,000,731,700	1,970,763

交易量排名/股碼	成交值	30 日均
BSR	261,890,697,300	9,006,765
AAS	6,412,733,100	450,513
VHG	7,813,437,200	665,952
VGTT	43,643,844,500	3,772,252
ABB	23,159,744,500	1,175,867

資料源: Bloomberg & Yuanta Research

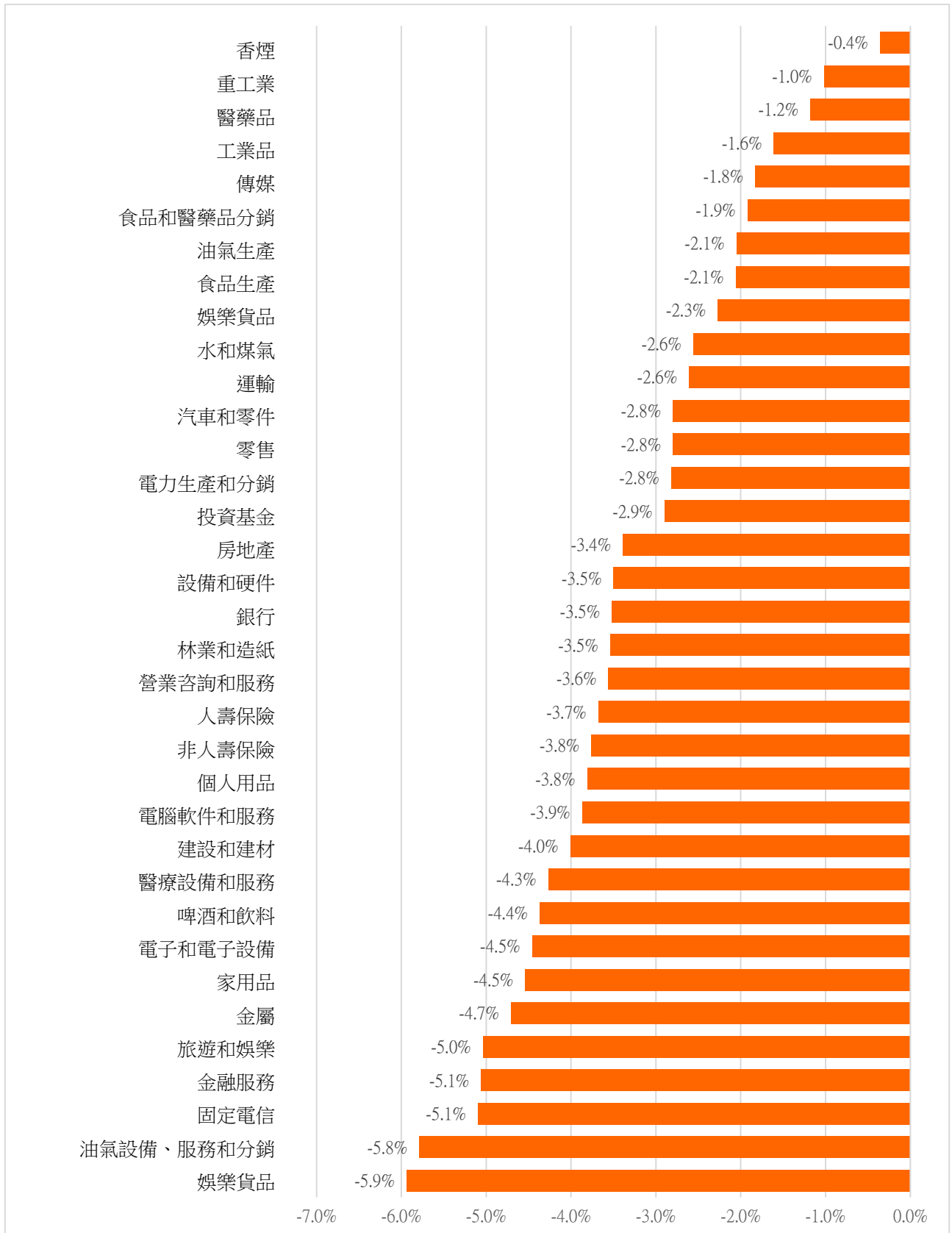
資料源: Bloomberg & Yuanta Research

資料源: Bloomberg & Yuanta Research



We Create Fortune

各行業板塊的交易走勢



資料源: FiinPro - YSVN



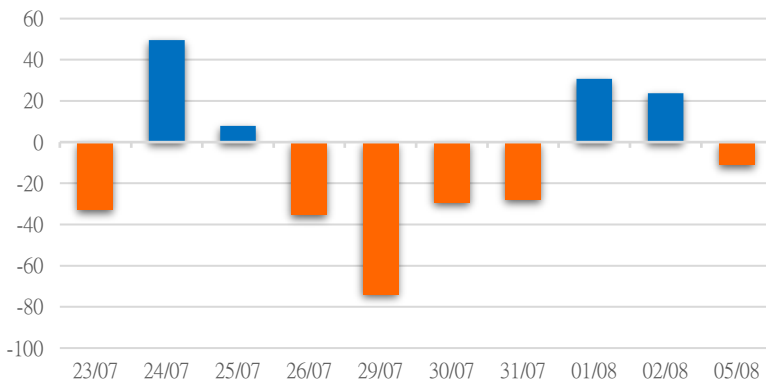
We Create Fortune

外資買進賣統計

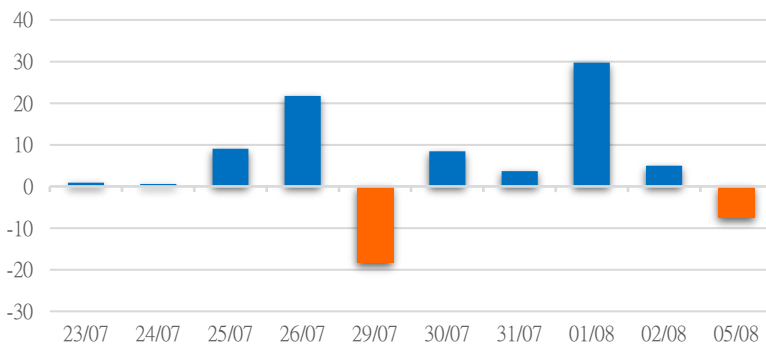
HSX 外資每日買/賣超



HNX 外資每日買/賣超



UPCOM 外資每日買/賣超



證券代碼	買超金額 (Mil.VND)	證券代碼	賣超金額 (Mil.VND)
VNM	191,912	HPG	-231,970
VCB	94,074	FPT	-88,856
HVN	62,744	MWG	-80,747
MSN	48,334	STB	-78,899
BCM	26,096	SSI	-70,740

HSX 外資買/賣超的前 5 名

證券代碼	買超金額 (Mil.VND)	證券代碼	賣超金額 (Mil.VND)
IDC	8,440	PVS	-10,804
BVS	2,073	SHS	-5,562
IVS	1,387	DHT	-1,959
TIG	998	CEO	-1,877
MBS	672	TNG	-1,251

HNX 外資買/賣超的前 5 名

證券代碼	買超金額 (Mil.VND)	證券代碼	賣超金額 (Mil.VND)
KLB	1,286	ACV	-3,704
VHG	1,016	QNS	-2,669
OIL	846	BSR	-1,405
CSI	327	MCH	-1,202
VEA	105	DGT	-722

UPCOM 外資買/賣超的前 5 名

源: FiinPro - YSVN



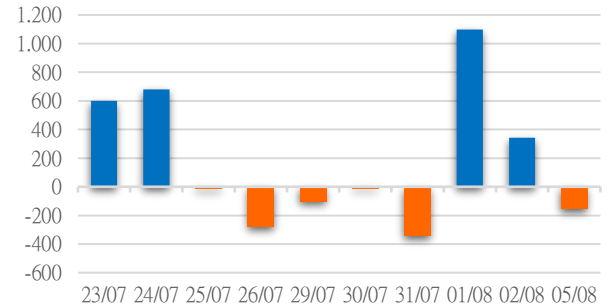
We Create **Fortune**

自營統計

證券代碼	買超金額 (Mіл.VND)	證券代碼	賣超金額 (Mіл.VND)
SSI	116,102	TCB	80,236
E1VFN30	79,275	VPB	80,109
HSG	57,188	FPT	75,744
HCM	45,801	VNM	72,038
VCI	44,829	VIC	52,085

HSX 自營交易最大前名

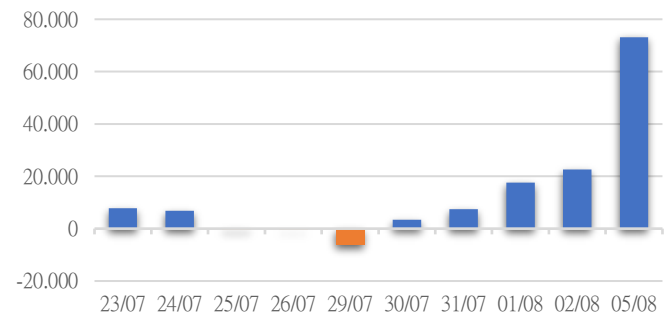
HSX 自營交易每日買/賣超
(Bil.VND)



證券代碼	買超金額 (Mіл.VND)	證券代碼	賣超金額 (Mіл.VND)
IDC	45,242	NTP	1,128
PVS	22,925		
SHS	2,870		
PLC	2,380		
MBS	842		

HNX 自營交易最大前名

HNX 自營交易每日買/賣超
(Mіл.VND)



證券代碼	買超金額 (Mіл.VND)	證券代碼	賣超金額 (Mіл.VND)
APF	876.00	BSR	5,480
		ACV	1,646
		VEA	714

UPCoM 自營交易最大前名

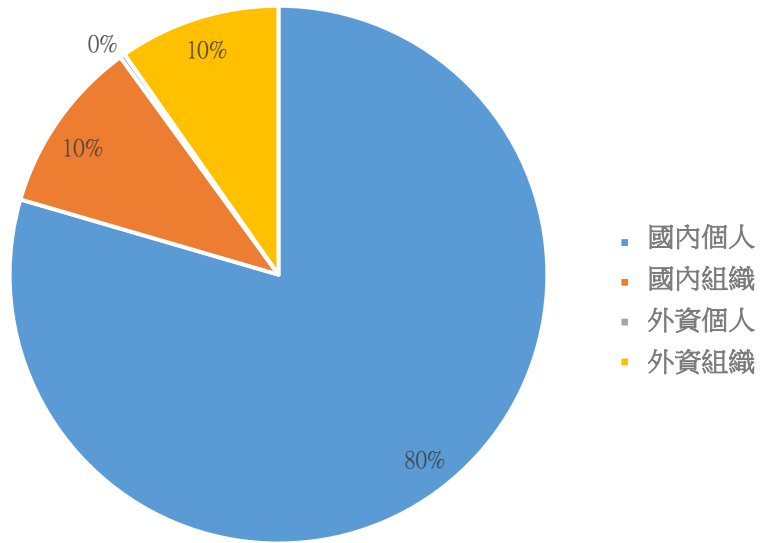
UPCoM 自營交易每日買/賣超
(Mіл.VND)





We Create **Fortune**

越南證券市場投資人類別統計

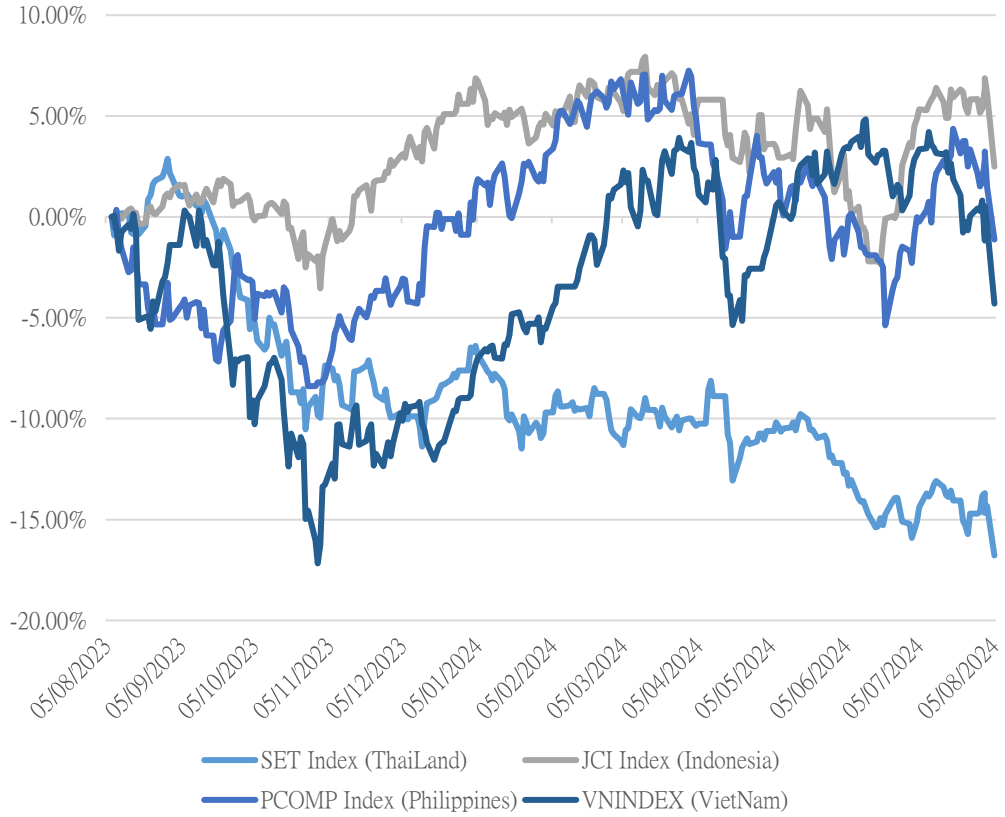


資料源: FiinPro - YSVN



We Create Fortune

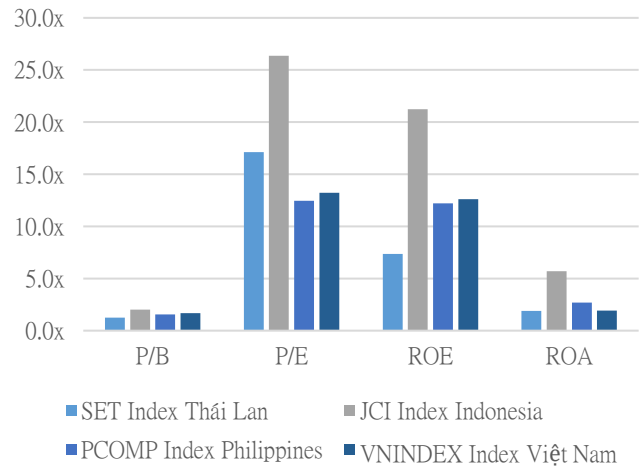
東南亞主要市場走勢比較



東南亞主要市場數據

		Thailand	Indonesia	Philippines	Vietnam
P/B		1.3x	2.0x	1.5x	1.7x
P/E		17.1x	26.4x	12.5x	13.2x
ROE	%	7.36	21.23	12.21	12.62
ROA	%	1.90	5.71	2.71	1.94
Vốn hóa	Tỷ USD	460.66	768.35	157.73	201.97
GTGD	Triệu USD	0.93	0.51	0.07	0.62
LS cổ tức	%	3.66	3.45	2.87	1.81

源: Bloomberg & YSVN





We Create **Fortune**

元大證券（越南）公司

個人客戶分析部

Nguyễn Th ệ Minh
研究分析經理
+84 28 3622 6868 ext 3826
minh.nguyen@yuanta.com.vn

Lý Thị Hi ệ n
研究分析主管
+84 28 3622 6868 ext 3908
hien.ly@yuanta.com.vn

Quách Đức Khánh
研究分析副主管
+84 28 3622 6868 ext 3833
khanh.quach@yuanta.com.vn

Khổng Hữu Hiệp
高級分析專員
+84 28 3622 6868 ext 3912
hiep.khong@yuanta.com.vn

Nguyễn Trịnh Ngọc Hồng
高級分析專員
+84 28 3622 6868 ext 3832
hong.nguyen@yuanta.com.vn

Phạm Tấn Phát
高級分析專員
+84 28 3622 6868 ext 3880
phat.pham@yuanta.com.vn

個人客戶業務部

Phạm Đắc Thành
北部營業中心經理
+84 28 3622 6868 ext 3416
thanh.pham@yuanta.com.vn

Võ Thị Thu Thủy
平陽分行經理
+84 28 3622 6868 ext 3505
thuy.vo@yuanta.com.vn

Lương Kỳ Ty
堤岸分行經理
+84 28 3622 6868 ext 3653
ty.luong@yuanta.com.vn

Bùi Quốc Phong
同奈分行經理
+84 28 3622 6868 ext 3701
phong.bui@yuanta.com.vn

Võ Đình Tuấn
峴港分行經理
+84 28 3622 6868 ext 3301
tuan.vo@yuanta.com.vn

Nguyễn Việt Quang
河內分行經理
+84 28 3622 6868 ext 3404
quang.nguyen@yuanta.com.vn

Đinh Thị Thu Cúc
頭頓分行經理
+84 28 3622 6868 ext 3203
cuc.dinh@yuanta.com.vn



We Create **Fortune**

Appendix A: Important Disclosures

Analyst Certification

Each research analyst primarily responsible for the content of this research report, in whole or in part, certifies that with respect to each security or issuer that the analyst covered in this report: (1) all of the views expressed accurately reflect his or her personal views about those securities or issuers; and (2) no part of his or her compensation was, is, or will be, directly or indirectly, related to the specific recommendations or views expressed by that research analyst in the research report.

Ratings Definitions

BUY: We have a positive outlook on the stock based on our expected absolute or relative return over the investment period. Our thesis is based on our analysis of the company's outlook, financial performance, catalysts, valuation and risk profile. We recommend investors add to their position.

HOLD-Outperform: In our view, the stock's fundamentals are relatively more attractive than peers at the current price. Our thesis is based on our analysis of the company's outlook, financial performance, catalysts, valuation and risk profile.

HOLD-Underperform: In our view, the stock's fundamentals are relatively less attractive than peers at the current price. Our thesis is based on our analysis of the company's outlook, financial performance, catalysts, valuation and risk profile.

SELL: We have a negative outlook on the stock based on our expected absolute or relative return over the investment period. Our thesis is based on our analysis of the company's outlook, financial performance, catalysts, valuation and risk profile. We recommend investors reduce their position.

Under Review: We actively follow the company, although our estimates, rating and target price are under review.

Restricted: The rating and target price have been suspended temporarily to comply with applicable regulations and/or Yuanta policies.

Note: Yuanta research coverage with a Target Price is based on an investment period of 12 months. Greater China Discovery Series coverage does not have a formal 12 month Target Price and the recommendation is based on an investment period specified by the analyst in the report.

Global Disclaimer

© 2018 Yuanta. All rights reserved. The information in this report has been compiled from sources we believe to be reliable, but we do not hold ourselves responsible for its completeness or accuracy. It is not an offer to sell or solicitation of an offer to buy any securities. All opinions and estimates included in this report constitute our judgment as of this date and are subject to change without notice.

This report provides general information only. Neither the information nor any opinion expressed herein constitutes an offer or invitation to make an offer to buy or sell securities or other investments. This material is prepared for general circulation to clients and is not intended to provide tailored investment advice and does not take into account the individual financial situation and objectives of any specific person who may receive this report. Investors should seek financial advice regarding the appropriateness of investing in any securities, investments or investment strategies discussed or recommended in this report. The information contained in this report has been compiled from sources believed to be reliable but no representation or warranty, express or implied, is made as to its accuracy, completeness or correctness. This report is not (and should not be construed as) a solicitation to act as securities broker or dealer in any jurisdiction by any person or company that is not legally permitted to carry on such business in that jurisdiction.

Yuanta research is distributed in the United States only to Major U.S. Institutional Investors (as defined in Rule 15a-6 under the Securities Exchange Act of 1934, as amended and SEC staff interpretations thereof). All transactions by a US person in the securities mentioned in this report must be effected through a registered broker-dealer under Section 15 of the Securities Exchange Act of 1934, as amended. Yuanta research is distributed in Taiwan by Yuanta Securities Investment Consulting. Yuanta research is distributed in Hong Kong by Yuanta Securities (Hong Kong) Co. Limited, which is licensed in Hong Kong by the Securities and Futures Commission for regulated activities, including Type 4 regulated activity (advising on securities). In Hong Kong, this research report may not be redistributed, retransmitted or disclosed, in whole or in part or and any form or manner, without the express written