

當日市場：市場出現必要復甦的交易日

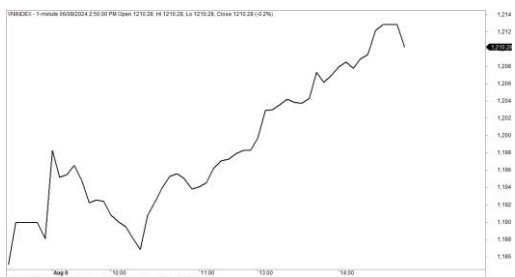
2024/08/07

市場走勢

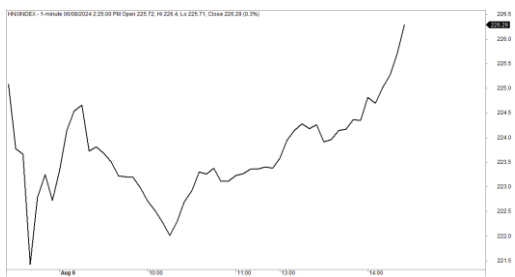
市場指數	VNI	HNI	UPCOM
收盤	1,210.28	226.46	92.22
%日	1.87%	1.68%	1.58%
%週	-2.79%	-3.99%	-3.17%
%月	-5.67%	-6.54%	-6.15%
%年	-1.28%	-6.58%	0.57%
成交值(Bil.VND)			
當日	16,333	1,200	725
日均量/週	19,072	1,422	1,052
日均量/月	17,981	1,354	1,125
外資進出			
買進	2,104.58	65.35	30.32
賣出	2,833.32	36.19	83.15
買賣超	-728.73	29.16	-52.83
市場漲跌家數			
上漲	300	128	158
下跌	49	56	167
持平	69	133	578
市場指標			
P/E	13.13	16.05	21.71
總市值 (兆盾)	4,958	321	1,397
股息殖利率 ²	1.70%	3.24%	4.84%

資料源: Bloomberg - YSVN

VNINDEX



HNIINDEX



市場走勢

在美國股票市場持續走弱的情況下，越南股票市場對 Nikkei 225 指數的強勁復甦出現積極反應，則復甦並維持上漲至尾盤的交易日。VN-Index 收盤止於 1,210.88 點，上漲 1.87%，HNX-Index 上漲 1.68%，Upcom-Index 上漲 1.58%。三大市場的交易額比前一交易日大幅下降至 18 兆 2,580 億越南盾。BCM (5.19%)、GVR (4.15%)、MSN (3.83%)、PLX (3.3%)、POW (3.38)、SSI (3.38%)、STB (4.41%)、TPB (3.27%)、VNM (4.76%) 是 VN30 -Index 中大幅上漲的股票。相反，GVR 在當日的交易日跌停，而 ACB、BID、BVH、CTG、FPT、GAS、HDB、HPB、MBB、PLX、SSI 等下跌 3% 以上。

從行業板塊來看，證券、食品、鋼鐵、房地產板塊均積極上漲。

外資繼續賣超 7,530 億越南盾，其中 VJC (3,540 億)、AGG (1,150 億)、FPT (1,140 億) 在賣超方面的榜首。相反，VNM (2,030 億)、DGC (500 億)、MSN (430 億) 在買超方面領先。

市場短期觀點

我們認為市場可能會在下一交易日繼續復甦，VN-Index 最近的阻力位是 1,240 點。同時，市場仍處於技術復甦期，短期風險仍然較高，流動性可能會持續較低。預計 2024 年 8 月 7 日期間的供應可能逐漸增加，並測試低價股數量，因此市場可能會在 VN-Index 的 1,200 - 1,210 點附近出現震盪階段。目前的積極點是，主要指數和檔股票形成上漲反轉模式，短期估值較低是市場短期的底部。

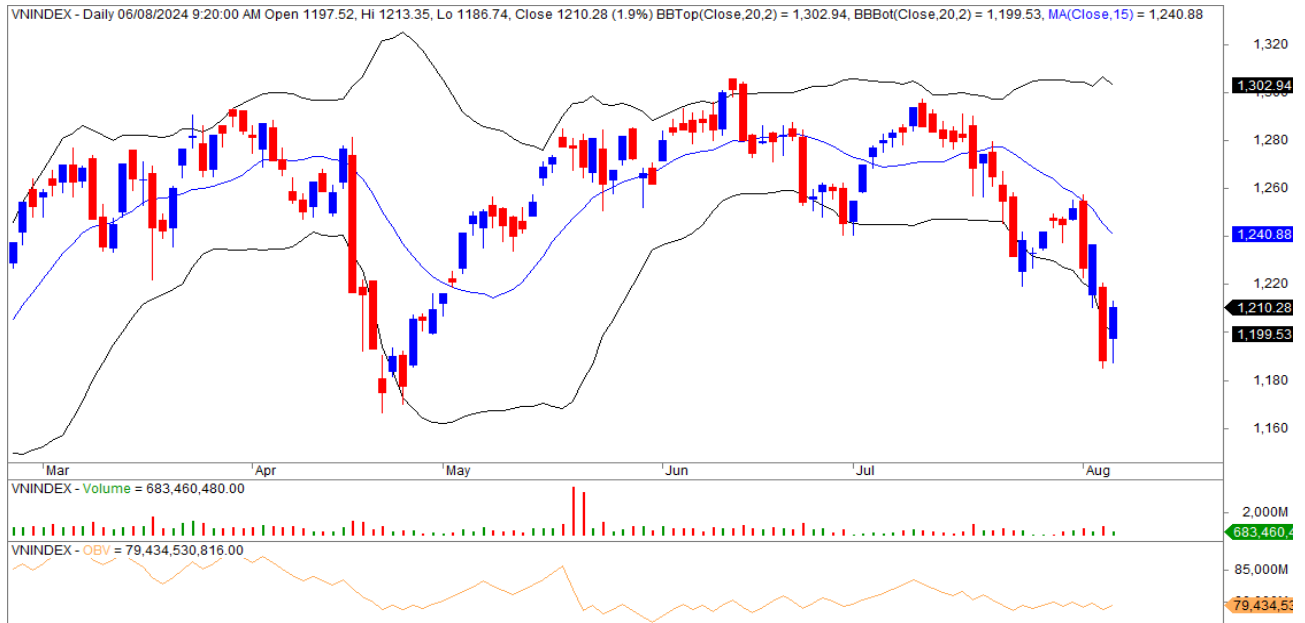
大盤的短期走勢仍維持下跌。因此，我們建議短期投資者可以繼續持有低比例的股票，並在此階段不宜賣出。同時，若投資者的現金比例較高，仍可考慮較低比例的試探買進。

請在 <https://ysraar.yuanta.com.vn/> 查看有關股票的信號。



We Create Fortune

技術分析圖



指數技術分析圖 VN-Index



指數技術分析圖 HNX-Index

指數	短期趨勢	中期趨勢	阻力區 1	阻力區 2	支撐區 1	支撐區 2
VN-Index	下跌	上漲	1300	1330	870	800
HNX-Index	下跌	上漲	260	306	189	160
VN30	下跌	上漲	1336	1350	980	960
VNMidcaps	下跌	上漲	1280	1250	963	900
VNSmallcaps	下跌	上漲	1250	1250	804	750

We Create Fortune

胡志明市交易所 (HSX)

	收盤	漲跌%
VNI	1210.28	1.87%
VN30	1252.81	1.68%
VN Mid	1802.46	2.69%
VN Small	1386.12	1.93%

河內交易所 (HSX)

	收盤	漲跌%
HNI	226.46	1.68%
HN30	486.26	2.54%
VNX AllSh	1248.85	1.99%

UPCOM 市場 (UPCoM)

	收盤	漲跌%
UPCoM	92.22	1.58%

外資交易	成交值 (Bil.VND)
買進	2104.58388
賣出	2833.31685
買超/賣超	-728.732973

外資交易	成交值 (Bil.VND)
買進	65.35
賣出	36.19
買超/賣超	29.16

外資交易	成交值 (Bil.VND)
買進	30.32
賣出	83.15
買超/賣超	-52.83

上漲排名/股碼	漲跌(VND)	漲跌%
BSI	3000	6.93%
HNG	250	6.85%
DLG	110	6.79%
TCH	1100	6.75%
AGG	1500	6.74%

上漲排名/股碼	漲跌(VND)	漲跌%
L14	2800	10.00%
CTP	800	9.41%
KSV	5100	8.84%
VHE	200	6.90%
BVS	2300	6.87%

上漲排名/股碼	漲跌(VND)	漲跌%
MCH	347299949	3.96%
HNH	0	2.90%
DGT	37416200	2.15%
VGI	0	1.42%
DRI	36526222	0.98%

下跌排名/股碼	漲跌(VND)	漲跌%
QCG	-290	-4.71%
VPH	-400	-4.35%
HVH	-180	-2.05%
VGC	-800	-1.97%
DHC	-650	-1.74%

下跌排名/股碼	漲跌(VND)	漲跌%
SJE	-2300	-8.30%
DHT	-3400	-5.04%
VFS	-500	-3.60%
CMS	-600	-3.12%
LIG	-100	-3.03%

下跌排名/股碼	漲跌(VND)	漲跌%
HSV	-413	-11.47%
HMS	-2355	-7.88%
ACV	-5286	-4.87%
VHG	-85	-4.25%
HIO	-463	-3.56%

*備註：市值>5,000 億盾；成交值>15 億盾

市值排名/股碼	Bil.VND
VCB	487,927,667
BID	266,495,378
GAS	177,537,990
FPT	176,422,126
HPG	168,221,380

市值排名/股碼	Bil.VND
IDC	19,469,996
PVS	18,353,906
HUT	14,726,447
THD	13,397,999
MBS	12,866,615

市值排名/股碼	Bil.VND
ACV	224,691,762
VGI	190,168,192
MCH	149,930,295
BSR	68,294,705
VEA	54,280,151

交易量排名/股碼	成交值	30 日均
TCB	25,516,500	12,523,682
HPG	20,427,400	20,400,449
SHB	19,237,904	22,954,151
MBB	19,194,500	26,466,637
SSI	17,136,000	11,790,298

交易量排名/股碼	成交值	30 日均
SHS	161,003,264,600	9,664,963
CEO	79,187,680,000	4,866,084
MBS	110,927,475,300	4,141,105
HUT	38,273,315,200	2,065,221
TNG	76,779,529,800	2,825,677

交易量排名/股碼	成交值	30 日均
BSR	119,516,823,600	9,429,902
VHG	5,676,094,000	884,961
VGT	28,261,023,300	3,336,295
OIL	28,137,223,400	2,852,933
AAH	5,628,507,200	1,506,994

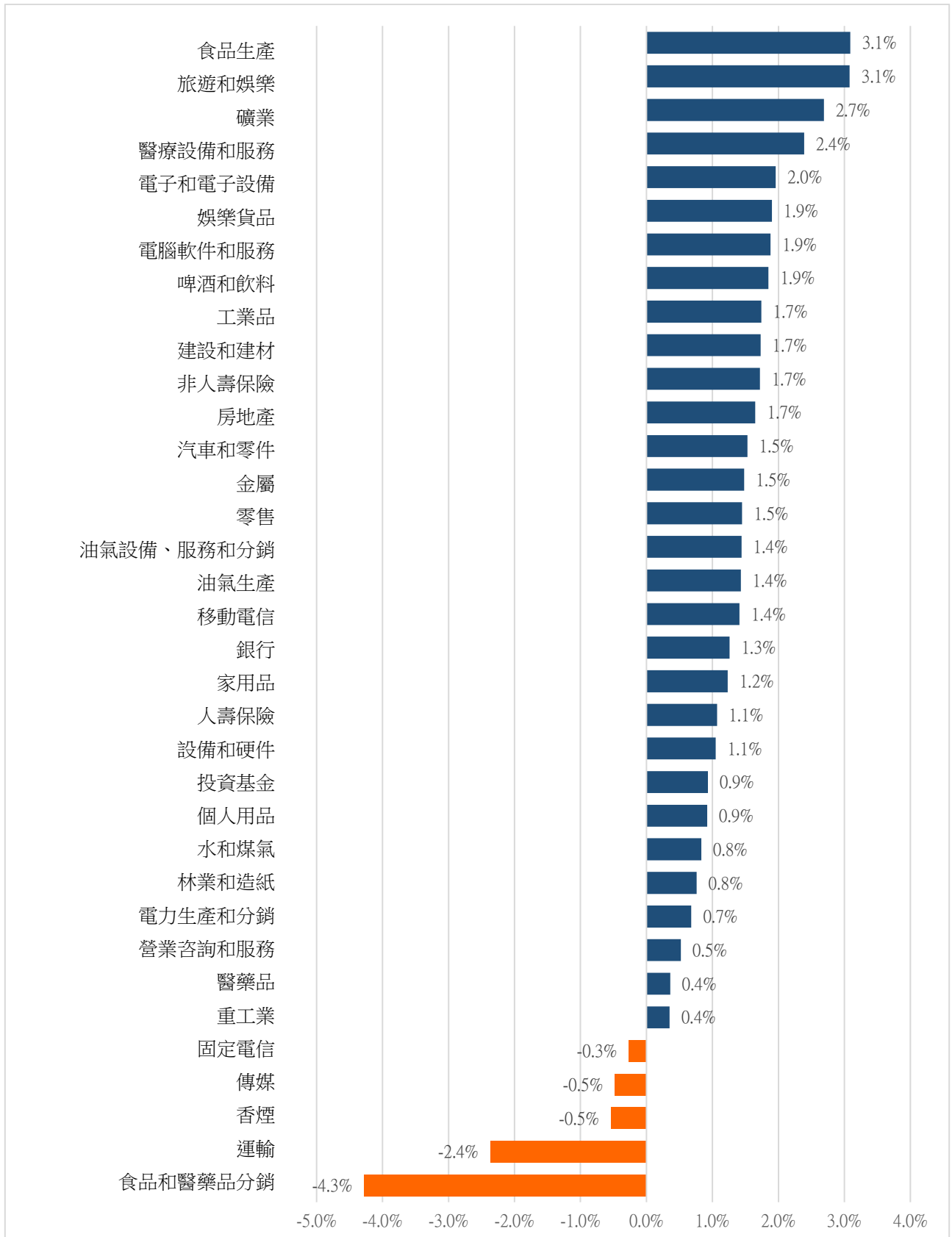
資料源: Bloomberg & Yuanta Research

資料源: Bloomberg & Yuanta Research

資料源: Bloomberg & Yuanta Research

We Create Fortune

各行業板塊的交易走勢



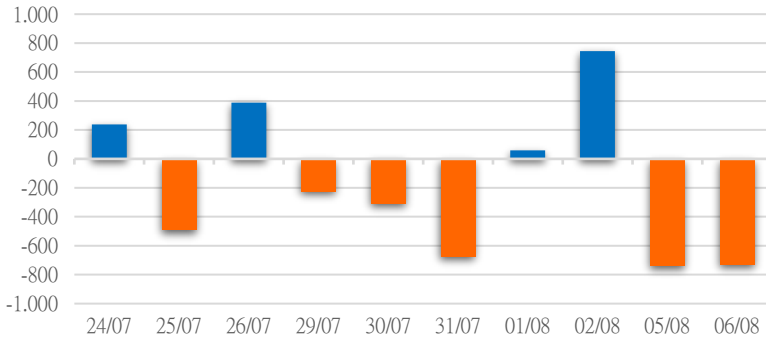
資料源: FiinPro - YSVN



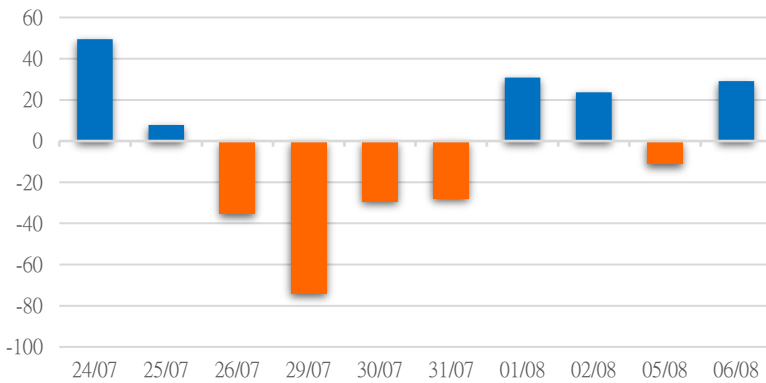
We Create Fortune

外資買進賣統計

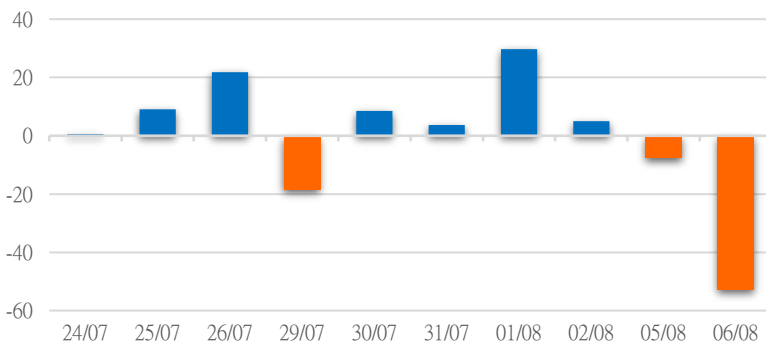
HSX 外資每日買/賣超



HNX 外資每日買/賣超



UPCOM 外資每日買/賣超



證券代碼	買超金額 (Mil.VND)	證券代碼	賣超金額 (Mil.VND)
VNM	203,018	VJC	-356,925
DGC	50,873	AGG	-114,790
MSN	42,571	FPT	-113,811
HVN	39,171	MWG	-111,832
LPB	32,006	SSI	-70,284

HSX 外資買/賣超的前 5 名

證券代碼	買超金額 (Mil.VND)	證券代碼	賣超金額 (Mil.VND)
IDC	22,108	MBS	-2,927
PVS	16,868	BVS	-2,900
VTZ	896	VGS	-2,854
TVC	637	DTD	-1,803
VCS	624	HUT	-564

HNX 外資買/賣超的前 5 名

證券代碼	買超金額 (Mil.VND)	證券代碼	賣超金額 (Mil.VND)
MCH	7,896	ACV	-64,491
OIL	3,581	DGT	-695
VHG	427	GDA	-468
KLB	313	IFS	-118
FOC	192	NS2	-39

UPCOM 外資買/賣超的前 5 名

源: FiinPro - YSVN



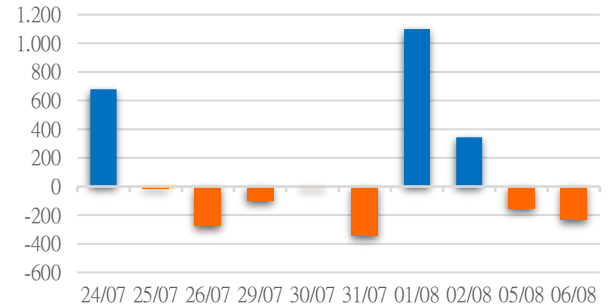
We Create **Fortune**

自營統計

證券代碼	買超金額 (Mil.VND)	證券代碼	賣超金額 (Mil.VND)
FPT	66,531	TCB	157,452
MBB	50,974	PNJ	154,502
E1VFN30	50,055	REE	72,504
HPG	40,515	GMD	60,058
MWG	38,002	VNM	49,182

HSX 自營交易最大前名

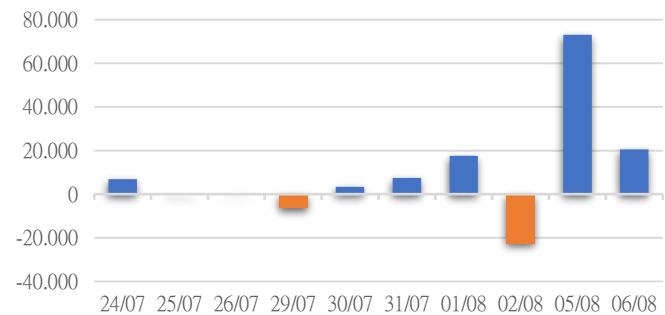
HSX 自營交易每日買/賣超
(Bil.VND)



證券代碼	買超金額 (Mil.VND)	證券代碼	賣超金額 (Mil.VND)
PVS	13,176	L18	343
TNG	5,329	IDC	304
PLC	2,402		
SHS	217		

HNX 自營交易最大前名

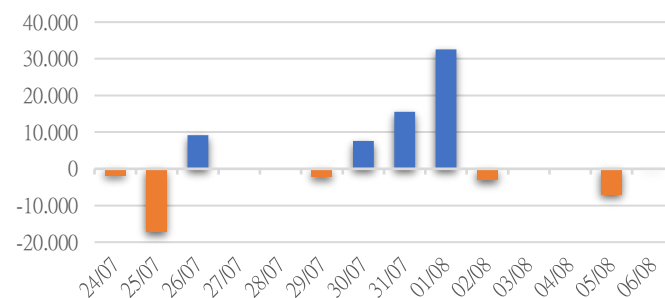
HNX 自營交易每日買/賣超
(Mil.VND)



證券代碼	買超金額 (Mil.VND)	證券代碼	賣超金額 (Mil.VND)
ACV	2,768.46	QTP	1,442
		OIL	746
		GDA	517

UPCoM 自營交易最大前名

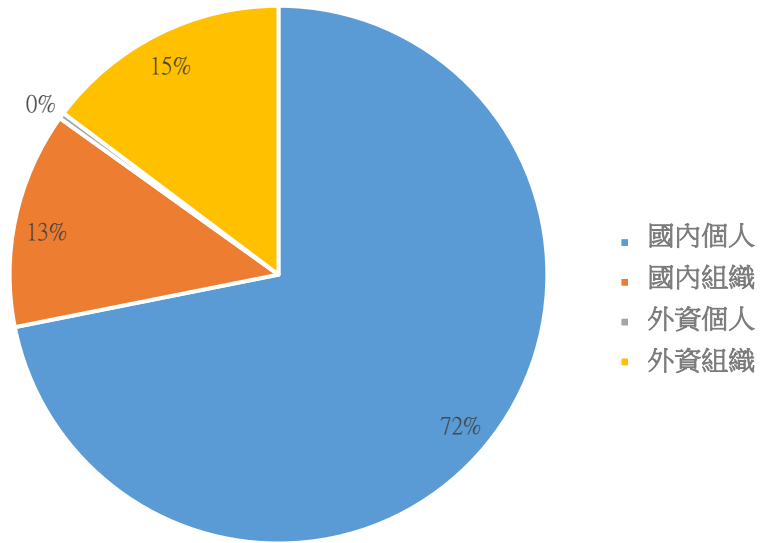
UPCoM 自營交易每日買/賣超
(Mil.VND)





We Create **Fortune**

越南證券市場投資人類別統計

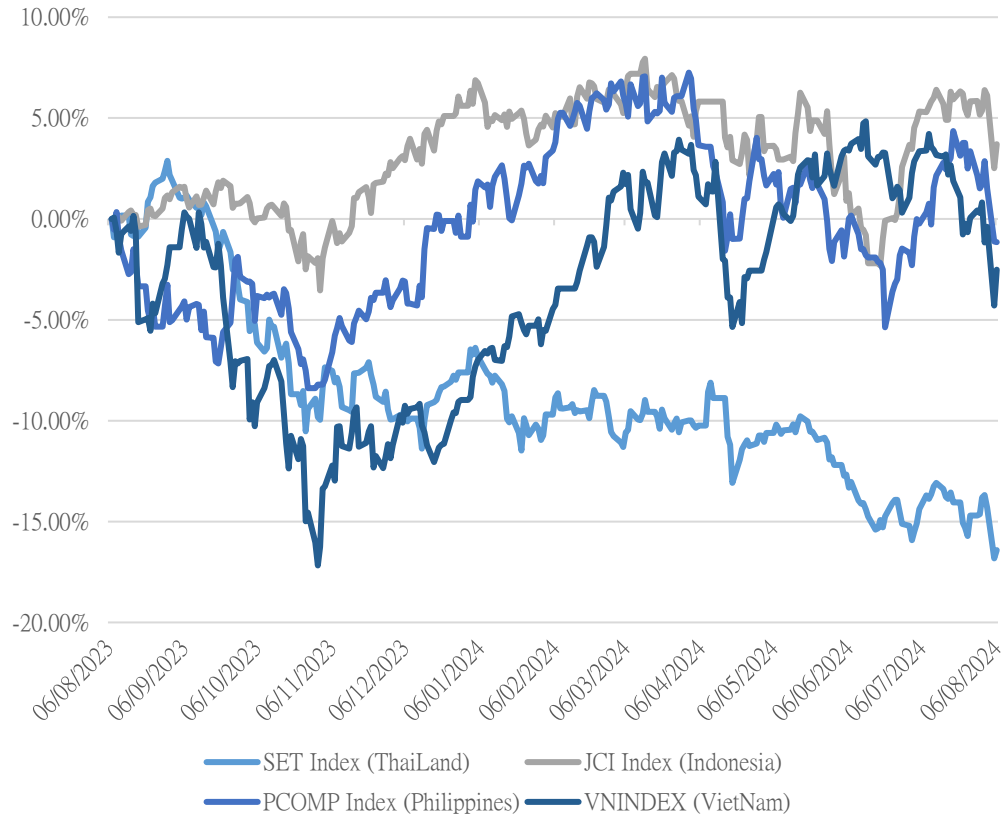


資料源: FiinPro - YSVN



We Create Fortune

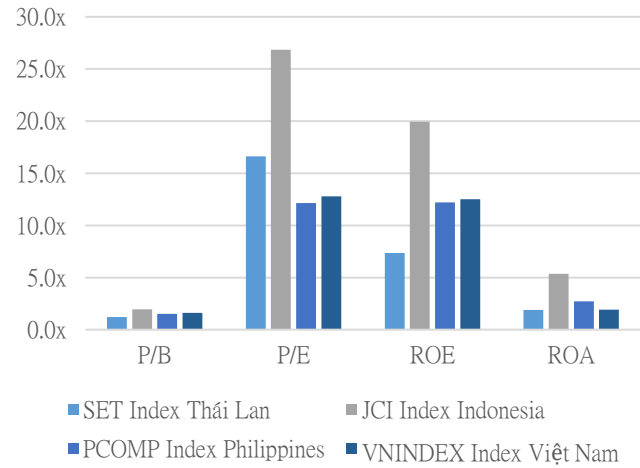
東南亞主要市場走勢比較



東南亞主要市場數據

	Thailand	Indonesia	Philippines	Vietnam
P/B	1.2x	2.0x	1.5x	1.6x
P/E	16.6x	26.8x	12.1x	12.8x
ROE	7.36%	19.94%	12.21%	12.50%
ROA	1.90%	5.37%	2.71%	1.93%
Vốn hóa	Tỷ USD 444.21	741.72	153.82	193.81
GTGD	Triệu USD 1.56	0.77	0.08	0.84
LS cổ tức	% 3.65	3.41	2.87	1.77

源: Bloomberg & YSVN





We Create **Fortune**

元大證券（越南）公司

個人客戶分析部

Nguyễn Th ệ Minh
研究分析經理
+84 28 3622 6868 ext 3826
minh.nguyen@yuanta.com.vn

Lý Thị Hi ệ n
研究分析主管
+84 28 3622 6868 ext 3908
hien.ly@yuanta.com.vn

Quách Đức Khánh
研究分析副主管
+84 28 3622 6868 ext 3833
khanh.quach@yuanta.com.vn

Khổng Hữu Hiệp
高級分析專員
+84 28 3622 6868 ext 3912
hiiep.khong@yuanta.com.vn

Nguyễn Trịnh Ngọc Hồng
高級分析專員
+84 28 3622 6868 ext 3832
hong.nguyen@yuanta.com.vn

Phạm Tấn Phát
高級分析專員
+84 28 3622 6868 ext 3880
phat.pham@yuanta.com.vn

個人客戶業務部

Phạm Đắc Thành
北部營業中心經理
+84 28 3622 6868 ext 3416
thanh.pham@yuanta.com.vn

Võ Thị Thu Thủy
平陽分行經理
+84 28 3622 6868 ext 3505
thuy.vo@yuanta.com.vn

Lương Kỳ Ty
堤岸分行經理
+84 28 3622 6868 ext 3653
ty.luong@yuanta.com.vn

Bùi Quốc Phong
同奈分行經理
+84 28 3622 6868 ext 3701
phong.bui@yuanta.com.vn

Võ Đình Tuấn
峴港分行經理
+84 28 3622 6868 ext 3301
tuan.vo@yuanta.com.vn

Nguyễn Việt Quang
河內分行經理
+84 28 3622 6868 ext 3404
quang.nguyen@yuanta.com.vn

Đinh Thị Thu Cúc
頭頓分行經理
+84 28 3622 6868 ext 3203
cuc.dinh@yuanta.com.vn



We Create **Fortune**

Appendix A: Important Disclosures

Analyst Certification

Each research analyst primarily responsible for the content of this research report, in whole or in part, certifies that with respect to each security or issuer that the analyst covered in this report: (1) all of the views expressed accurately reflect his or her personal views about those securities or issuers; and (2) no part of his or her compensation was, is, or will be, directly or indirectly, related to the specific recommendations or views expressed by that research analyst in the research report.

Ratings Definitions

BUY: We have a positive outlook on the stock based on our expected absolute or relative return over the investment period. Our thesis is based on our analysis of the company's outlook, financial performance, catalysts, valuation and risk profile. We recommend investors add to their position.

HOLD-Outperform: In our view, the stock's fundamentals are relatively more attractive than peers at the current price. Our thesis is based on our analysis of the company's outlook, financial performance, catalysts, valuation and risk profile.

HOLD-Underperform: In our view, the stock's fundamentals are relatively less attractive than peers at the current price. Our thesis is based on our analysis of the company's outlook, financial performance, catalysts, valuation and risk profile.

SELL: We have a negative outlook on the stock based on our expected absolute or relative return over the investment period. Our thesis is based on our analysis of the company's outlook, financial performance, catalysts, valuation and risk profile. We recommend investors reduce their position.

Under Review: We actively follow the company, although our estimates, rating and target price are under review.

Restricted: The rating and target price have been suspended temporarily to comply with applicable regulations and/or Yuanta policies.

Note: Yuanta research coverage with a Target Price is based on an investment period of 12 months. Greater China Discovery Series coverage does not have a formal 12 month Target Price and the recommendation is based on an investment period specified by the analyst in the report.

Global Disclaimer

© 2018 Yuanta. All rights reserved. The information in this report has been compiled from sources we believe to be reliable, but we do not hold ourselves responsible for its completeness or accuracy. It is not an offer to sell or solicitation of an offer to buy any securities. All opinions and estimates included in this report constitute our judgment as of this date and are subject to change without notice.

This report provides general information only. Neither the information nor any opinion expressed herein constitutes an offer or invitation to make an offer to buy or sell securities or other investments. This material is prepared for general circulation to clients and is not intended to provide tailored investment advice and does not take into account the individual financial situation and objectives of any specific person who may receive this report. Investors should seek financial advice regarding the appropriateness of investing in any securities, investments or investment strategies discussed or recommended in this report. The information contained in this report has been compiled from sources believed to be reliable but no representation or warranty, express or implied, is made as to its accuracy, completeness or correctness. This report is not (and should not be construed as) a solicitation to act as securities broker or dealer in any jurisdiction by any person or company that is not legally permitted to carry on such business in that jurisdiction.

Yuanta research is distributed in the United States only to Major U.S. Institutional Investors (as defined in Rule 15a-6 under the Securities Exchange Act of 1934, as amended and SEC staff interpretations thereof). All transactions by a US person in the securities mentioned in this report must be effected through a registered broker-dealer under Section 15 of the Securities Exchange Act of 1934, as amended. Yuanta research is distributed in Taiwan by Yuanta Securities Investment Consulting. Yuanta research is distributed in Hong Kong by Yuanta Securities (Hong Kong) Co. Limited, which is licensed in Hong Kong by the Securities and Futures Commission for regulated activities, including Type 4 regulated activity (advising on securities). In Hong Kong, this research report may not be redistributed, retransmitted or disclosed, in whole or in part or and any form or manner, without the express written