

當日市場：市場出現積極上漲指数的交易日

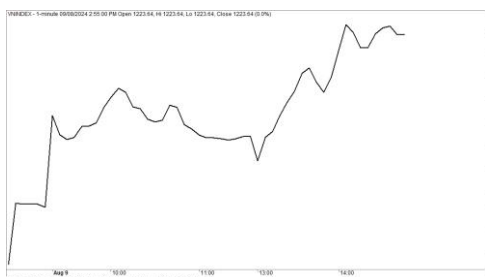
2024/08/12

市場走勢

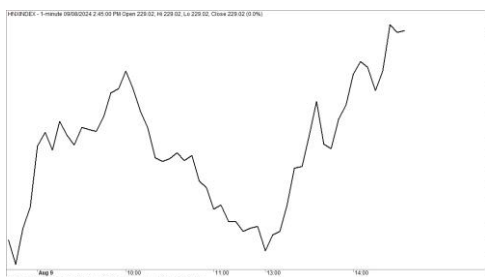
市場指數	VNI	HNI	UPCOM
收盤	1,223.64	229.38	92.80
%日	1.27%	1.17%	0.74%
%週	-1.52%	-1.09%	-1.50%
%月	-5.86%	-6.75%	-6.55%
%年	-2.73%	-7.86%	-1.62%
<b>成交值(Bil.VND)</b>			
當日	14,257	1,146	760
日均量/週	17,471	1,241	908
日均量/月	17,679	1,326	1,076
<b>外資進出</b>			
買進	1,846.00	51.80	26.36
賣出	1,789.60	73.08	9.27
買賣超	56.40	-21.28	17.10
<b>市場漲跌家數</b>			
上漲	256	111	206
下跌	67	50	151
持平	95	156	546
<b>市場指標</b>			
P/E	13.28	16.15	22.14
總市值 (兆盾)	5,013	323	1,420
股息殖利率 <sup>2</sup>	1.86%	3.03%	4.89%

資料源: Bloomberg - YSVN

VNINDEX



HNIINDEX



市場走勢

市場出現突破的交易日，各指數從盤初的交易日上漲，並維持上漲至尾盤的交易日。VN-Index 收盤上漲 1.27%，止於 1,223.64 點，HNX-Index 上漲 1.17%，Upcom-Index 上漲 0.74%。缺點是，3 大市場的交易額均比前一交易日小幅下降達到 16 兆 1,620 億越南盾。

大型股領漲，其中 CTG、FPT、MWG、SSI 等上漲超過 4%。VN30-Index 上漲 1.73%，其中有 25 檔上漲股和 4 檔下跌股。GAS、VHM、VIC、VRE 是唯一下跌的 4 檔股票。

證券、鋼鐵、中檔房地產和零售是在周末的交易日上漲的行業類別。拋售壓力僅出現在少數檔股中，如 HVN (-4.51%)、NHA (-1.49%)、HAG (-2.79%) 等。

外資反轉買超 520 億越南盾，其中 FPT (1,590 億)、MWG (1,450 億)、CTG (1,230 億) 在買超方面領先。另一方面，VJC (4,060 億)、TCB (1,000 億)、VCB (370 億) 在賣超方面的榜首。

市場短期觀點

我們認為市場在本周的前幾個交易日可能會繼續上漲，VN-Index 可能會重新測試 1,240 點的阻力位。同時，市場出現進入短期調整階段的跡象，短期風險繼續逐步降低，但流動性仍然較低，顯示投資者尚未準備好重返市場。市場可能等待股票中的領導，積極點是，者預期 FTSE 2024 年 9 月回顧期的升級故事，證券股有更多積極走勢。

大盤的短期走勢仍維持下跌。因此，我們建議投資者在此時期繼續持有低比例的股票並限制賣出。同時，若投資者特有高比例的現金，則可以考慮較低比例的新買股票以探索短期走勢。

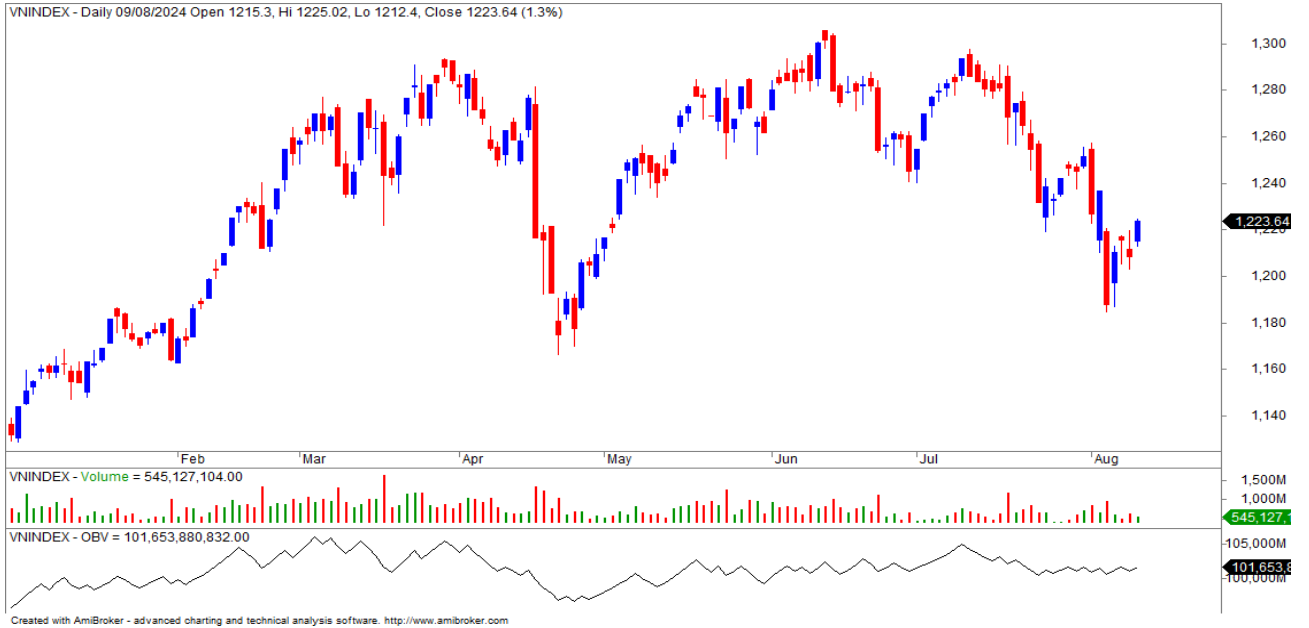
從周線圖來看，VN-Index 收在 1,223.64 點（與前一周相比 -1.05%），交易量小幅減少。同時，VN-Index 的價格走勢圖出現看漲錘子燭台模式，顯示價格走勢圖在下周可能會復甦。此外，大盤的中期走勢仍維持中性。因此，我們建議投資者在中期投資組合中繼續優先持有大型股的高比例股票。

請在 <https://ysraar.yuanta.com.vn/> 查看有關股票的信號。



We Create Fortune

### 技術分析圖



指數技術分析圖 VN-Index



指數技術分析圖 HNX-Index

指數	短期趨勢	中期趨勢	阻力區 1	阻力區 2	支撐區 1	支撐區 2
VN-Index	下跌	中性	1300	1330	870	800
HNX-Index	下跌	中性	260	306	189	160
VN30	下跌	中性	1336	1350	980	960
VNMidcaps	下跌	中性	1280	1250	963	900
VNSmallcaps	下跌	中性	1250	1250	804	750



We Create Fortune

胡志明市交易所 (HSX)

	收盤	漲跌%
VNI	1223.64	1.27%
VN30	1264.84	1.73%
VN Mid	1825.49	1.53%
VN Small	1400.87	1.24%

河內交易所 (HSX)

	收盤	漲跌%
HNI	229.38	1.17%
HN30	494.8	1.74%
VNX AllSh	1262.92	1.68%

UPCOM 市場 (UPCoM)

	收盤	漲跌%
UPCoM	92.8	0.74%

外資交易	成交值 (Bil.VND)
買進	1846.00
賣出	1789.60
買超/賣超	56.40

外資交易	成交值 (Bil.VND)
買進	51.80
賣出	73.08
買超/賣超	-21.28

外資交易	成交值 (Bil.VND)
買進	26.36
賣出	9.27
買超/賣超	17.10

上漲排名/股碼	漲跌(VND)	漲跌%
SMC	700	7.00%
FTS	2650	6.90%
BSI	2750	6.00%
APG	600	5.77%
BFC	2150	5.14%

上漲排名/股碼	漲跌(VND)	漲跌%
CTP	900	9.47%
GKM	2600	7.22%
BVS	1700	4.93%
SHS	700	4.79%
MBS	1200	4.26%

上漲排名/股碼	漲跌(VND)	漲跌%
POM	282	11.75%
PDV	970	6.26%
BCR	286	5.40%
TAR	223	4.05%
ACV	3893	3.78%

下跌排名/股碼	漲跌(VND)	漲跌%
ADP	-2000	-5.88%
HVN	-900	-4.51%
BMC	-650	-3.01%
HNG	-120	-2.86%
HAG	-300	-2.79%

下跌排名/股碼	漲跌(VND)	漲跌%
KSV	-5700	-9.95%
VTH	-700	-8.75%
TTH	-100	-3.57%
AAV	-100	-1.69%
DVM	-100	-0.97%

下跌排名/股碼	漲跌(VND)	漲跌%
HTP	-1458	-26.04%
PSB	-506	-5.75%
LTG	-149	-0.97%
AAH	-30	-0.75%
PVX	-4	-0.20%

\*備註：市值>5,000 億盾；成交值>15 億盾

市值排名/股碼	Bil.VND
VCB	490,163,304
BID	266,210,357
GAS	187,413,972
FPT	185,330,860
CTG	169,154,740

市值排名/股碼	Bil.VND
IDC	19,733,996
PVS	18,449,499
HUT	15,083,452
THD	13,474,999
MBS	12,866,615

市值排名/股碼	Bil.VND
ACV	232,483,068
VGI	190,250,375
MCH	152,734,313
BSR	71,085,155
VEA	55,331,232

交易量排名/股碼	成交值	30 日均
TCH	33,658,930	12,490,865
VIX	21,823,246	20,127,713
MWG	18,253,008	10,276,895
TCB	15,122,609	15,111,472
SSI	14,924,770	12,186,382

交易量排名/股碼	成交值	30 日均
SHS	208,396,184,000	9,758,008
MBS	133,356,576,300	4,039,158
CEO	50,654,587,100	4,907,543
GKM	2,061,792,300	2,540,103
PVS	108,310,979,500	2,696,600

交易量排名/股碼	成交值	30 日均
BSR	179,815,610,600	9,131,476
BCR	29,765,833,900	1,989,136
HTP	15,771,470,000	448,282
PVX	6,295,422,300	773,253
OIL	29,257,844,600	2,574,807

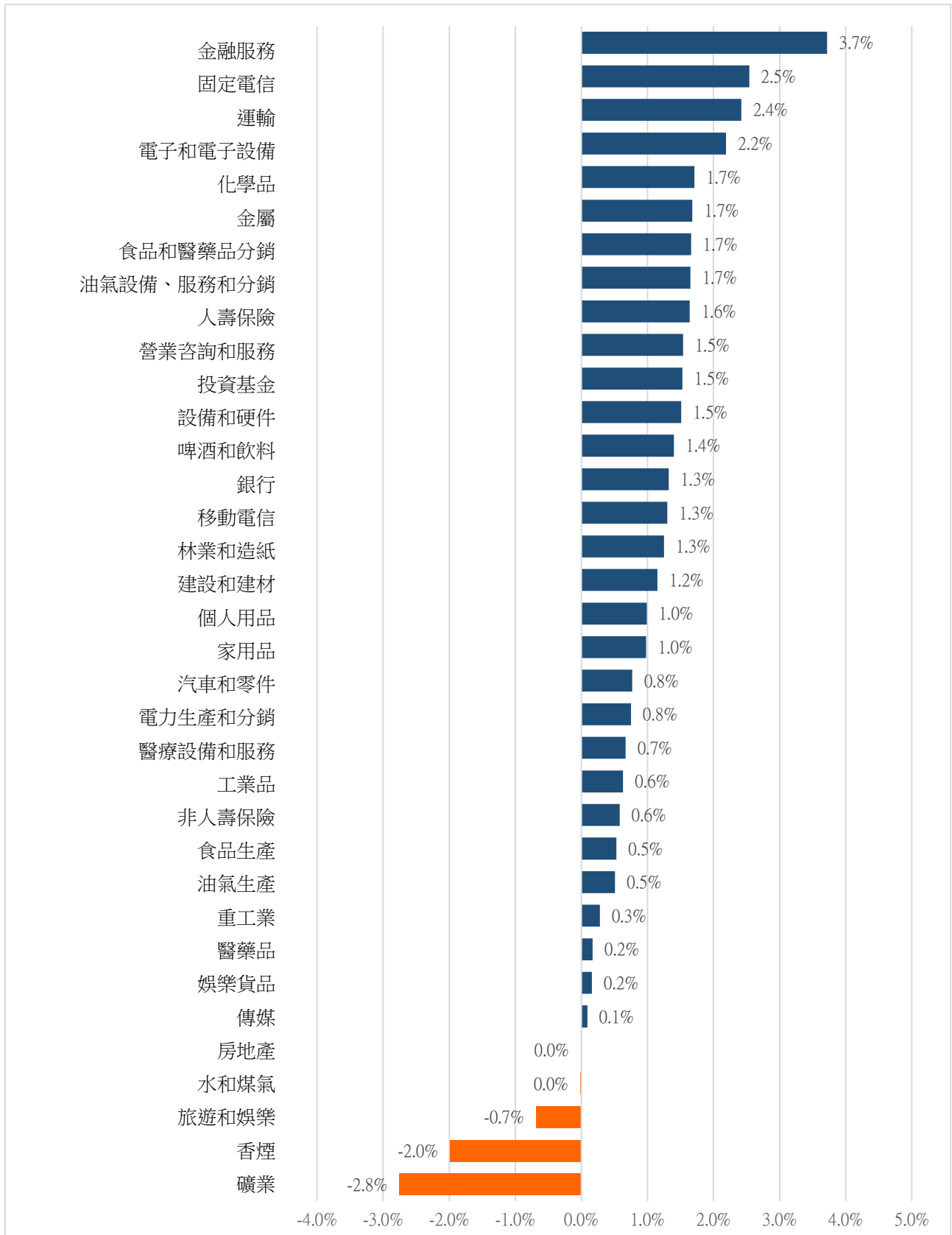
資料源: Bloomberg & Yuanta Research

資料源: Bloomberg & Yuanta Research

資料源: Bloomberg & Yuanta Research

We Create Fortune

### 各行業板塊的交易走勢



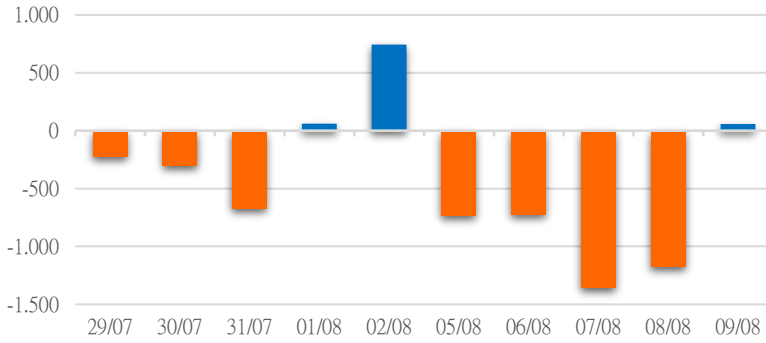
資料源: FinPro - YSVN



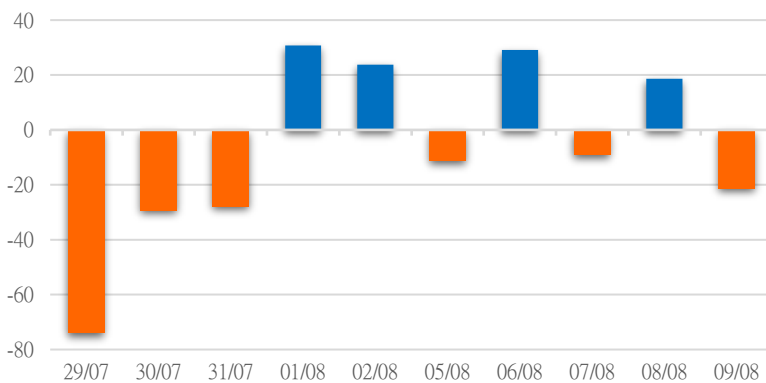
We Create Fortune

## 外資買進賣統計

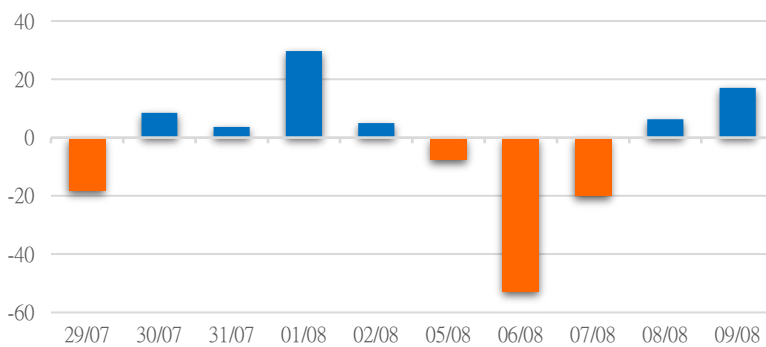
HSX 外資每日買/賣超



HNX 外資每日買/賣超



UPCOM 外資每日買/賣超



證券代碼	買超金額 (Mil.VND)	證券代碼	賣超金額 (Mil.VND)
FPT	159,491	VJC	-405,552
MWG	144,772	TCB	-99,523
CTG	122,758	VCB	-37,283
VCI	59,856	STB	-34,481
VNM	48,798	VHM	-23,009

HSX 外資買/賣超的前 5 名

證券代碼	買超金額 (Mil.VND)	證券代碼	賣超金額 (Mil.VND)
MBS	13,397	PVS	-24,638
IDC	2,904	VCS	-4,171
SHS	1,277	TNG	-4,094
CEO	1,075	DTD	-3,163
VNC	807	BVS	-2,177

HNX 外資買/賣超的前 5 名

證券代碼	買超金額 (Mil.VND)	證券代碼	賣超金額 (Mil.VND)
ACV	21,933	QNS	-5,401
MCH	1,456	VAB	-890
HPP	502	VOC	-660
BCR	392	VHG	-404
VEA	206	PAT	-166

UPCOM 外資買/賣超的前 5 名

源: FiinPro - YSVN



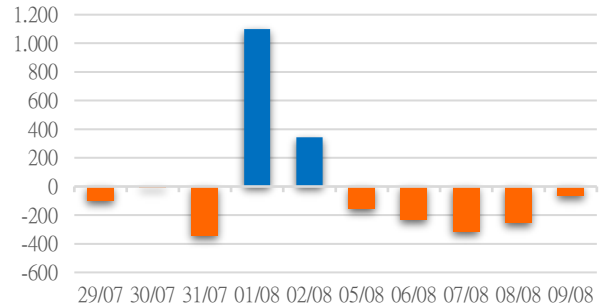
We Create **Fortune**

自營統計

證券代碼	買超金額 (Mil.VND)	證券代碼	賣超金額 (Mil.VND)
E1VFN30	25,489	MWG	45,359
FUESSVFL	8,376	PVD	24,255
VPB	8,190	FUEKIV30	11,325
DGC	3,670	STB	10,436
VHM	2,975	HPG	9,433

HSX 自營交易最大前名

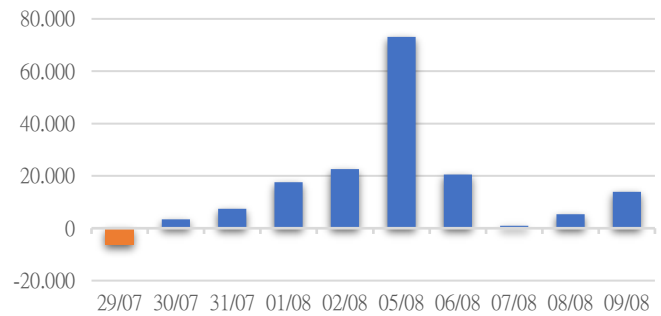
HSX 自營交易每日買/賣超 (Bil.VND)



證券代碼	買超金額 (Mil.VND)	證券代碼	賣超金額 (Mil.VND)
TNG	11,487	L18	102
PVS	1,900		
IDC	595		

HNX 自營交易最大前名

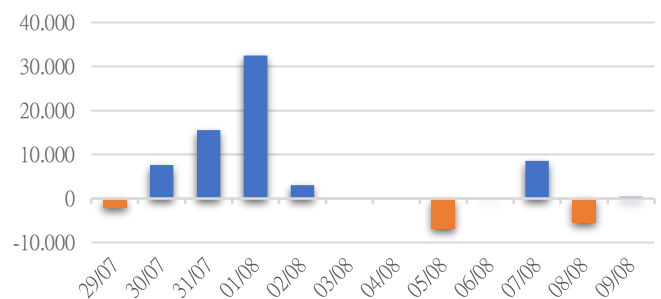
HNX 自營交易每日買/賣超 (Mil.VND)



證券代碼	買超金額 (Mil.VND)	證券代碼	賣超金額 (Mil.VND)
VEA	415.00		

UPCoM 自營交易最大前名

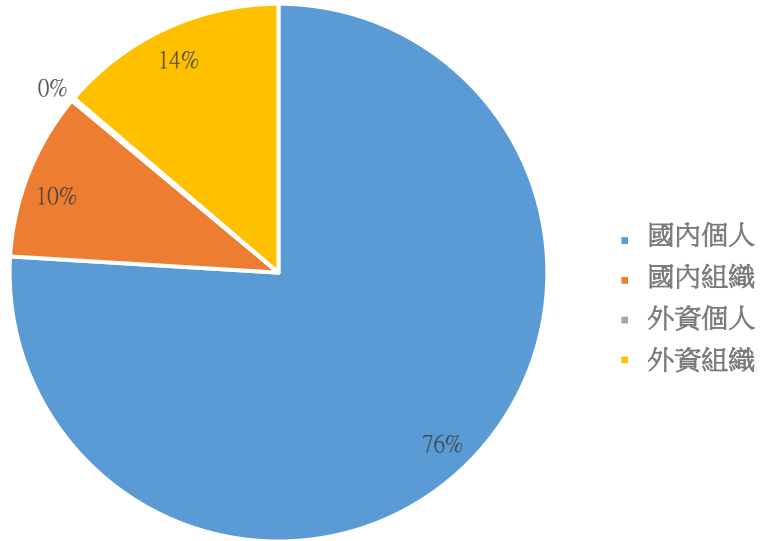
UPCoM 自營交易每日買/賣超 (Mil.VND)





We Create **Fortune**

### 越南證券市場投資人類別統計

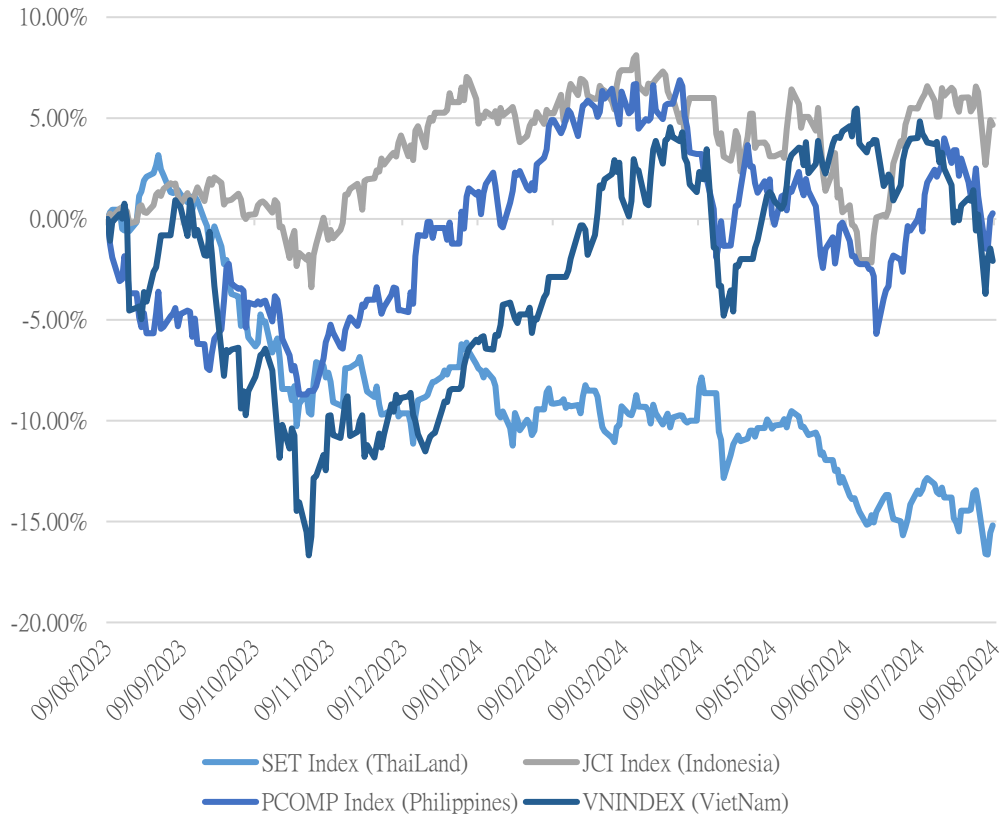


資料源: FiinPro - YSVN



We Create Fortune

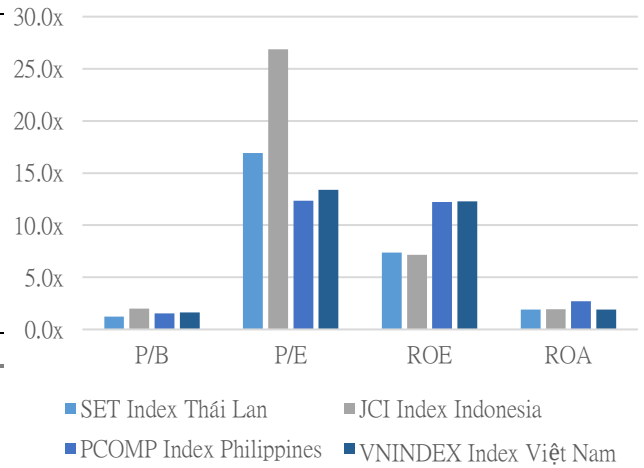
### 東南亞主要市場走勢比較



### 東南亞主要市場數據

	Thailand	Indonesia	Philippines	Vietnam
P/B	1.2x	2.0x	1.5x	1.6x
P/E	16.9x	26.9x	12.4x	13.4x
ROE	7.37%	7.15%	12.21%	12.28%
ROA	1.90%	1.93%	2.71%	1.90%
Vốn hóa	Tỷ USD 454.08	Tỷ USD 765.99	Tỷ USD 158.20	Tỷ USD 197.41
GTGD	Triệu USD 0.98	Triệu USD 0.44	Triệu USD 0.05	Triệu USD 0.54
LS cổ tức	% 3.60	% 3.35	% 2.78	% 1.72

源: Bloomberg & YSVN







We Create **Fortune**

## 元大證券（越南）公司

### 個人客戶分析部

**Nguyễn Th ệ Minh**  
研究分析經理  
+84 28 3622 6868 ext 3826  
minh.nguyen@yuanta.com.vn

**Lý Thị Hi ệ n**  
研究分析主管  
+84 28 3622 6868 ext 3908  
hien.ly@yuanta.com.vn

**Quách Đức Khánh**  
研究分析副主管  
+84 28 3622 6868 ext 3833  
khanh.quach@yuanta.com.vn

**Khổng Hữu Hiệp**  
高級分析專員  
+84 28 3622 6868 ext 3912  
hiiep.khong@yuanta.com.vn

**Nguyễn Trịnh Ngọc Hồng**  
高級分析專員  
+84 28 3622 6868 ext 3832  
hong.nguyen@yuanta.com.vn

**Phạm Tấn Phát**  
高級分析專員  
+84 28 3622 6868 ext 3880  
phat.pham@yuanta.com.vn

### 個人客戶業務部

**Phạm Đắc Thành**  
北部營業中心經理  
+84 28 3622 6868 ext 3416  
thanh.pham@yuanta.com.vn

**Võ Thị Thu Thủy**  
平陽分行經理  
+84 28 3622 6868 ext 3505  
thuy.vo@yuanta.com.vn

**Lương Kỳ Ty**  
堤岸分行經理  
+84 28 3622 6868 ext 3653  
ty.luong@yuanta.com.vn

**Bùi Quốc Phong**  
同奈分行經理  
+84 28 3622 6868 ext 3701  
phong.bui@yuanta.com.vn

**Võ Đình Tuấn**  
峴港分行經理  
+84 28 3622 6868 ext 3301  
tuan.vo@yuanta.com.vn

**Nguyễn Việt Quang**  
河內分行經理  
+84 28 3622 6868 ext 3404  
quang.nguyen@yuanta.com.vn

**Đinh Thị Thu Cúc**  
頭頓分行經理  
+84 28 3622 6868 ext 3203  
cuc.dinh@yuanta.com.vn



We Create **Fortune**

## Appendix A: Important Disclosures

### Analyst Certification

Each research analyst primarily responsible for the content of this research report, in whole or in part, certifies that with respect to each security or issuer that the analyst covered in this report: (1) all of the views expressed accurately reflect his or her personal views about those securities or issuers; and (2) no part of his or her compensation was, is, or will be, directly or indirectly, related to the specific recommendations or views expressed by that research analyst in the research report.

### Ratings Definitions

**BUY:** We have a positive outlook on the stock based on our expected absolute or relative return over the investment period. Our thesis is based on our analysis of the company's outlook, financial performance, catalysts, valuation and risk profile. We recommend investors add to their position.

**HOLD-Outperform:** In our view, the stock's fundamentals are relatively more attractive than peers at the current price. Our thesis is based on our analysis of the company's outlook, financial performance, catalysts, valuation and risk profile.

**HOLD-Underperform:** In our view, the stock's fundamentals are relatively less attractive than peers at the current price. Our thesis is based on our analysis of the company's outlook, financial performance, catalysts, valuation and risk profile.

**SELL:** We have a negative outlook on the stock based on our expected absolute or relative return over the investment period. Our thesis is based on our analysis of the company's outlook, financial performance, catalysts, valuation and risk profile. We recommend investors reduce their position.

**Under Review:** We actively follow the company, although our estimates, rating and target price are under review.

**Restricted:** The rating and target price have been suspended temporarily to comply with applicable regulations and/or Yuanta policies.

Note: Yuanta research coverage with a Target Price is based on an investment period of 12 months. Greater China Discovery Series coverage does not have a formal 12 month Target Price and the recommendation is based on an investment period specified by the analyst in the report.

### Global Disclaimer

© 2018 Yuanta. All rights reserved. The information in this report has been compiled from sources we believe to be reliable, but we do not hold ourselves responsible for its completeness or accuracy. It is not an offer to sell or solicitation of an offer to buy any securities. All opinions and estimates included in this report constitute our judgment as of this date and are subject to change without notice.

This report provides general information only. Neither the information nor any opinion expressed herein constitutes an offer or invitation to make an offer to buy or sell securities or other investments. This material is prepared for general circulation to clients and is not intended to provide tailored investment advice and does not take into account the individual financial situation and objectives of any specific person who may receive this report. Investors should seek financial advice regarding the appropriateness of investing in any securities, investments or investment strategies discussed or recommended in this report. The information contained in this report has been compiled from sources believed to be reliable but no representation or warranty, express or implied, is made as to its accuracy, completeness or correctness. This report is not (and should not be construed as) a solicitation to act as securities broker or dealer in any jurisdiction by any person or company that is not legally permitted to carry on such business in that jurisdiction.

Yuanta research is distributed in the United States only to Major U.S. Institutional Investors (as defined in Rule 15a-6 under the Securities Exchange Act of 1934, as amended and SEC staff interpretations thereof). All transactions by a US person in the securities mentioned in this report must be effected through a registered broker-dealer under Section 15 of the Securities Exchange Act of 1934, as amended. Yuanta research is distributed in Taiwan by Yuanta Securities Investment Consulting. Yuanta research is distributed in Hong Kong by Yuanta Securities (Hong Kong) Co. Limited, which is licensed in Hong Kong by the Securities and Futures Commission for regulated activities, including Type 4 regulated activity (advising on securities). In Hong Kong, this research report may not be redistributed, retransmitted or disclosed, in whole or in part or and any form or manner, without the express written