

當日市場：繼續保持上漲

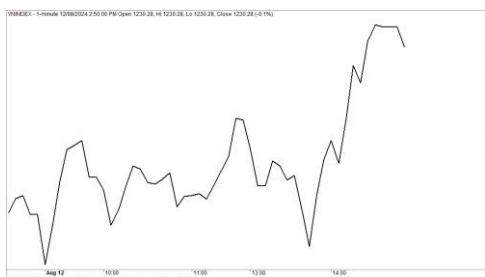
2024/08/13

市場走勢

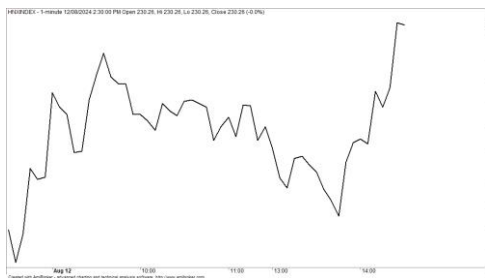
市場指數	VNI	HNI	UPCOM
收盤	1,230.28	230.77	93.00
%日	0.54%	0.61%	0.22%
%週	3.55%	3.62%	2.43%
%月	-3.94%	-5.82%	-5.24%
%年	-0.16%	-5.90%	-0.30%
成交值(Bil.VND)			
當日	14,009	986	658
日均量/週	15,099	1,099	724
日均量/月	17,026	1,279	993
外資進出			
買進	1,591.66	57.88	9.64
賣出	1,566.47	23.61	14.56
買賣超	25.19	34.27	-4.93
市場漲跌家數			
上漲	200	84	161
下跌	122	71	143
持平	95	162	599
市場指標			
P/E	13.35	16.22	22.32
總市值 (兆盾)	5,040	324	1,430
股息殖利 ²	1.83%	3.00%	4.90%

資料源: Bloomberg - YSVN

VNINDEX



HNIINDEX



市場走勢

周末交易日的上漲勢頭在本周的首交易日延續。VN-Index 在連續第二個交易日上漲，漲幅為 0.54%，止於 1,230.28 點，HNX-Index 上漲 0.61%，Upcom-Index 上漲 0.22%。與前一交易日相比，3 大市場的交易額繼續小幅下降達到 15 兆 6,540 億越南盾。

大型股在當日漲幅走弱，亮點為 FPT (2.44%)、MWG (1.52%) 繼續上漲，其中 GVR (2.15%)、GAS (1.1%)、SSI (2.24%)、MBB (1.07%) 是重點漲幅最顯著的股票。相反，VHM (-1.88%)、VIC (-1.46%) 以及 HPG 和 POW 是導致指數下跌最多的股票。

然而，流動性在當日主要集中在中型股，如 VIX、DIG、TCH 等。服裝、油氣、化學品和航運股在當日的交易日積極上漲。相反，房地產和鋼鐵普遍出現調整。

外資繼續買超進 550 億越南盾，其中 HDB (2,050 億)、FPT (1,500 億)、MWG (1,420 億) 在買超方面領先。相反，VIC (2,550 億)、HPG (570 億)、DGC (450 億) 在賣超方面的榜首。

市場短期觀點

我們認為市場可能會繼續上漲，VN-Index 可能會在下一交易日上漲至 1,240 點的阻力位。同時，市場出現進入短期調整階段的跡象，指數在未來的幾個交易日可能繼續在 20 日均線附近波動，現金流可能在各類股票之前出現分化，投資者應關注每檔股票的走勢。此外，短期情緒指標持續上漲，顯示新的買進機會持續增加，但投資者對當前市場走勢仍持悲觀態度。

大盤的短期走勢仍維持下跌。因此，我們建議投資者可以在短期投資組合繼續持有低比例的股票，並可以考慮買進低比例的新股。

請在 <https://ysraar.yuanta.com.vn/> 查看有關股票的信號。

We Create Fortune

技術分析圖



指數技術分析圖 VN-Index



指數技術分析圖 HNX-Index

指數	短期趨勢	中期趨勢	阻力區 1	阻力區 2	支撐區 1	支撐區 2
VN-Index	下跌	中性	1300	1330	870	800
HNX-Index	下跌	中性	260	306	189	160
VN30	下跌	中性	1336	1350	980	960
VNMidcaps	下跌	中性	1280	1250	963	900
VNSmallcaps	下跌	中性	1250	1250	804	750

We Create Fortune

胡志明市交易所 (HSX)

	收盤	漲跌%
VNI	1230.28	0.54%
VN30	1271.44	0.52%
VN Mid	1842.57	0.94%
VN Small	1408.98	0.58%

河內交易所 (HSX)

	收盤	漲跌%
HNI	230.77	0.61%
HN30	501.28	1.31%
VNX AllSh	1271.48	0.68%

UPCOM 市場 (UPCoM)

	收盤	漲跌%
UPCoM	93	0.22%

外資交易	成交值 (Bil.VND)
買進	1591.66
賣出	1566.47
買超/賣超	25.19

外資交易	成交值 (Bil.VND)
買進	57.88
賣出	23.61
買超/賣超	34.27

外資交易	成交值 (Bil.VND)
買進	9.64
賣出	14.56
買超/賣超	-4.93

上漲排名/股碼	漲跌(VND)	漲跌%
CSV	2600	7.00%
APG	750	6.82%
HVN	1300	6.82%
VOS	1050	6.77%
VTO	650	4.91%

上漲排名/股碼	漲跌(VND)	漲跌%
CTP	1000	9.62%
HBS	900	9.57%
LAS	1000	4.12%
VGS	1300	3.99%
PPT	400	3.77%

上漲排名/股碼	漲跌(VND)	漲跌%
DDV	690	4.11%
OIL	600	4.05%
TVN	365	3.92%
SGP	715	3.18%
BCR	176	3.14%

下跌排名/股碼	漲跌(VND)	漲跌%
HBC	-340	-6.84%
SGR	-1100	-3.91%
DIG	-850	-3.67%
LDG	-70	-3.59%
TCH	-550	-3.31%

下跌排名/股碼	漲跌(VND)	漲跌%
HMR	-1900	-10.00%
KSV	-2800	-5.43%
VTZ	-400	-2.56%
APS	-100	-1.45%
API	-100	-1.35%

下跌排名/股碼	漲跌(VND)	漲跌%
CMM	-986	-11.20%
DFP	-242	-7.81%
SWC	-1775	-5.88%
CSI	-566	-2.16%
VHG	-23	-1.21%

*備註：市值>5,000 億盾；成交值>15 億盾

市值排名/股碼	Bil.VND
VCB	490,722,213
BID	266,780,400
FPT	189,858,249
GAS	189,481,037
CTG	170,228,738

市值排名/股碼	Bil.VND
IDC	19,898,996
PVS	18,736,279
HUT	15,172,703
THD	13,474,999
MBS	12,954,143

市值排名/股碼	Bil.VND
ACV	235,554,745
VGI	192,770,651
MCH	152,623,100
BSR	72,576,495
VEA	56,390,286

交易量排名/股碼	成交值	30 日均
DIG	34,262,900	10,681,182
VHM	27,145,000	9,235,002
HDB	24,728,100	14,321,740
HPG	13,266,000	19,914,190
VIX	13,020,800	20,127,713

交易量排名/股碼	成交值	30 日均
SHS	84,252,497,700	9,758,008
TNG	124,049,699,100	2,913,869
MBS	126,070,790,900	4,039,158
GKM	2,925,230,000	2,540,103
CEO	32,406,589,400	4,907,543

交易量排名/股碼	成交值	30 日均
BSR	179,053,878,600	9,131,476
OIL	83,023,861,600	2,574,807
BCR	27,024,197,100	1,989,136
VGTT	39,242,113,300	3,023,313
DFP	5,769,790,500	70,512

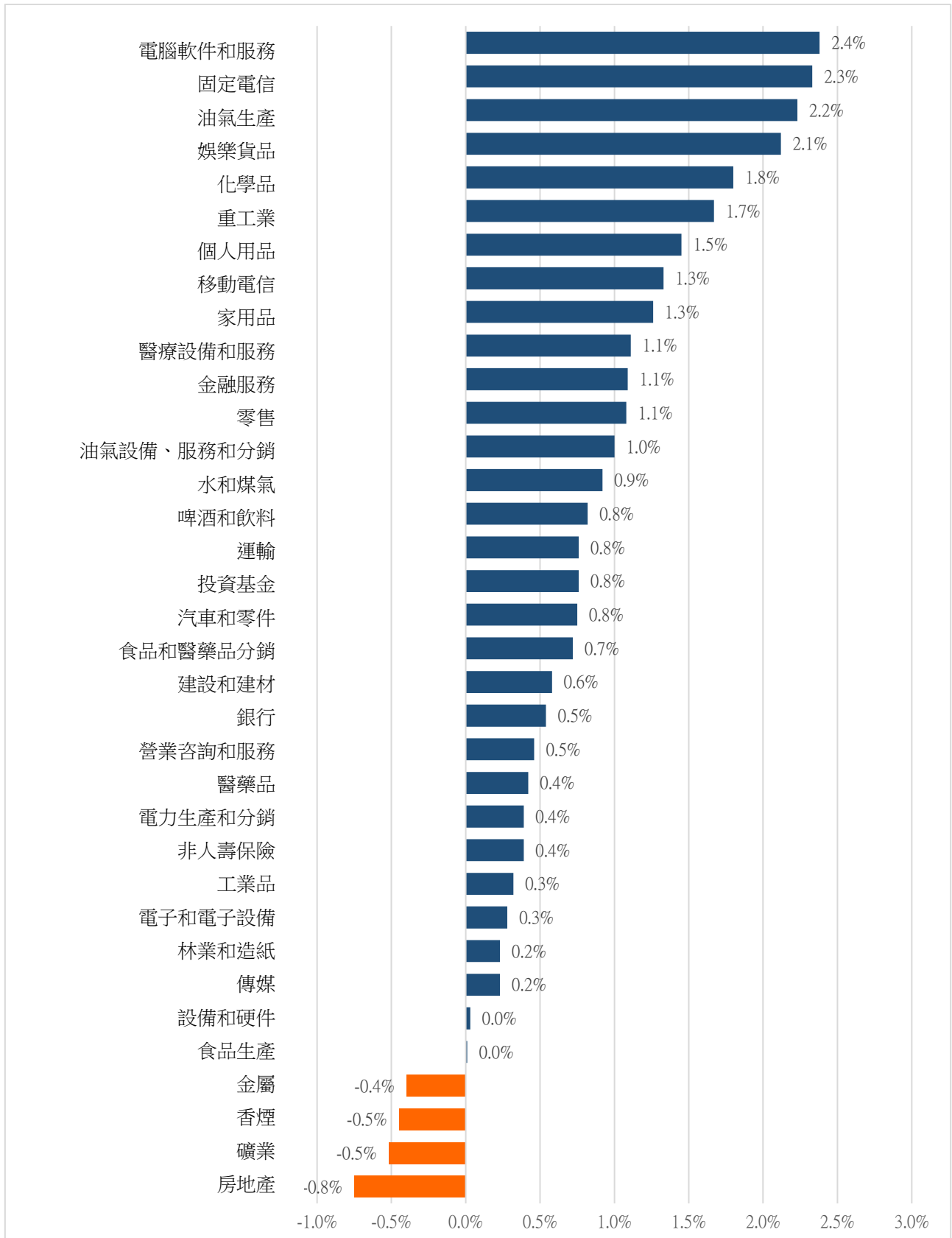
資料源: Bloomberg & Yuanta Research

資料源: Bloomberg & Yuanta Research

資料源: Bloomberg & Yuanta Research

We Create Fortune

各行業板塊的交易走勢



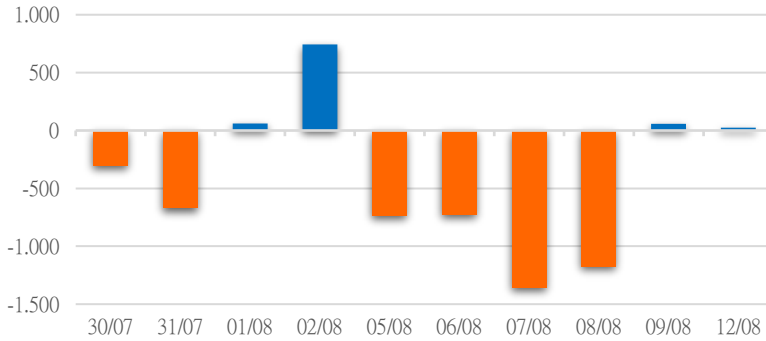
資料來源: FiinPro - YSVN



We Create Fortune

外資買進賣統計

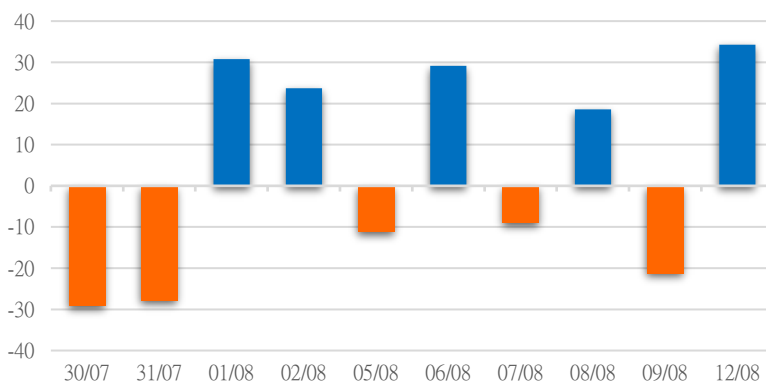
HSX 外資每日買/賣超



證券代碼	買超金額 (Mil.VND)	證券代碼	賣超金額 (Mil.VND)
HDB	203,140	VJC	-252,655
FPT	150,225	HPG	-56,528
MWG	142,298	DGC	-45,191
CTG	24,890	TCB	-44,523
HVN	15,162	STB	-32,823

HSX 外資買/賣超的前 5 名

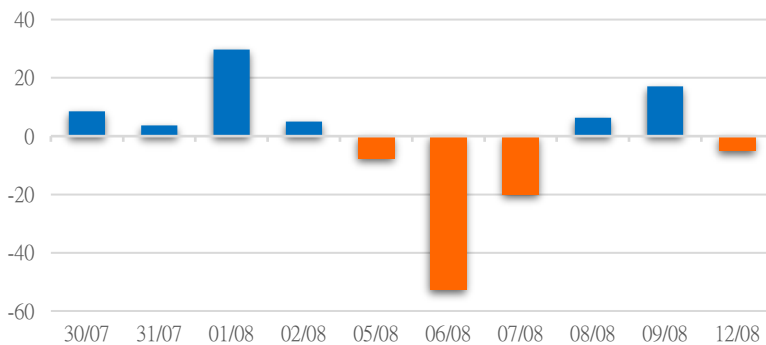
HNX 外資每日買/賣超



證券代碼	買超金額 (Mil.VND)	證券代碼	賣超金額 (Mil.VND)
PVS	13,771	CEO	-4,592
TNG	8,543	BVS	-2,962
IDC	6,721	GKM	-672
VGS	3,619	SHS	-606
MBS	3,254	VTZ	-479

HNX 外資買/賣超的前 5 名

UPCOM 外資每日買/賣超



證券代碼	買超金額 (Mil.VND)	證券代碼	賣超金額 (Mil.VND)
ACV	2,925	QNS	-8,059
OIL	1,705	ABI	-1,835
MCH	1,557	VHG	-1,765
BSR	478	VOC	-147
CSI	437	BCR	-145

UPCOM 外資買/賣超的前 5 名

源: FiinPro - YSVN



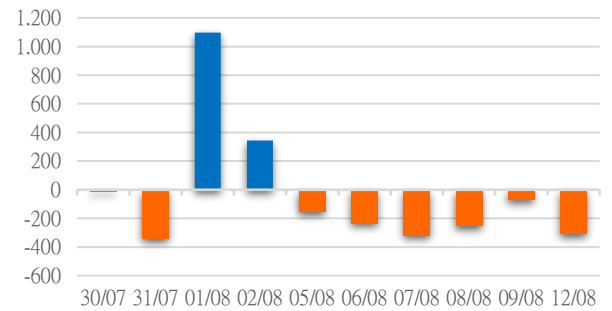
We Create **Fortune**

自營統計

證券代碼	買超金額 (Mil.VND)	證券代碼	賣超金額 (Mil.VND)
HVN	35,986	MWG	104,094
VNM	15,307	HPG	51,903
VRE	5,036	STB	32,321
E1VFN30	4,627	FPT	21,684
CTD	2,613	VPB	18,713

HSX 自營交易最大前名

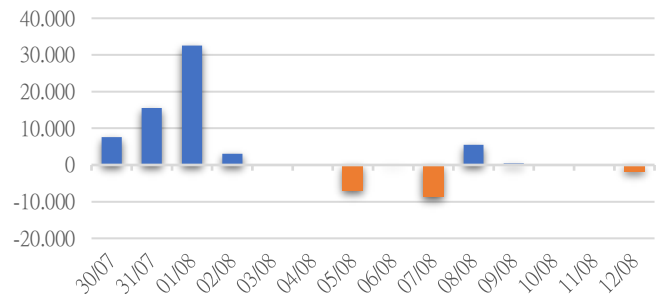
HSX 自營交易每日買/賣超
(Bil.VND)



證券代碼	買超金額 (Mil.VND)	證券代碼	賣超金額 (Mil.VND)
TNG	4,056	L18	398
PVS	2,569		
IDC	597		

HNX 自營交易最大前名

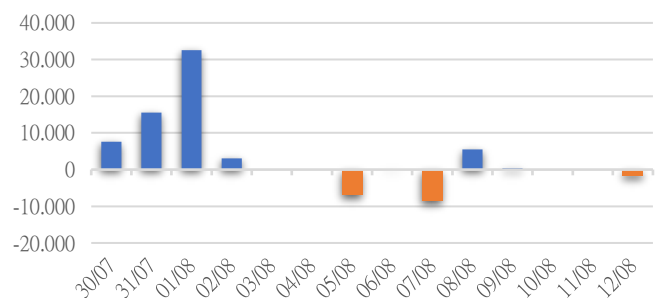
HNX 自營交易每日買/賣超
(Mil.VND)



證券代碼	買超金額 (Mil.VND)	證券代碼	賣超金額 (Mil.VND)
FOX	155.21	BSR	1,884

UPCoM 自營交易最大前名

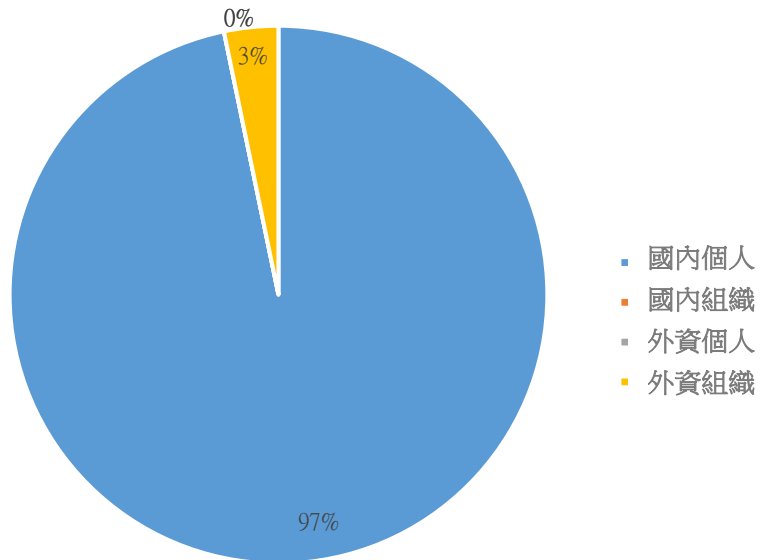
UPCoM 自營交易每日買/賣超
(Mil.VND)





We Create **Fortune**

越南證券市場投資人類別統計

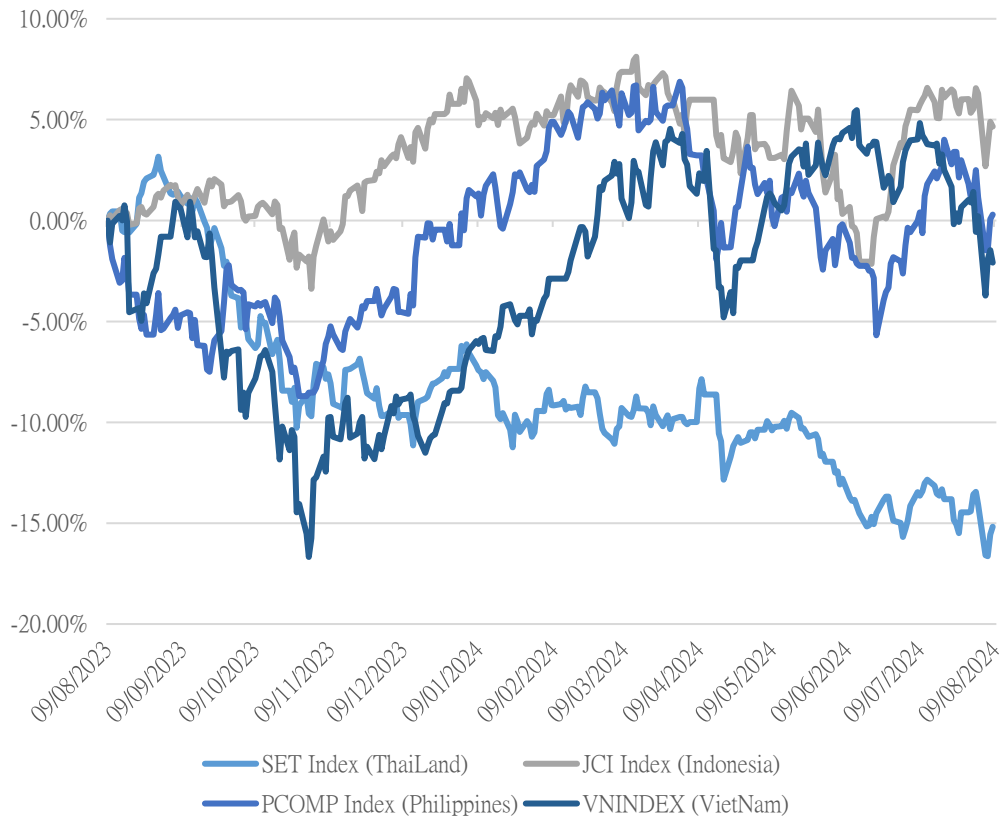


資料源: FiinPro - YSVN



We Create Fortune

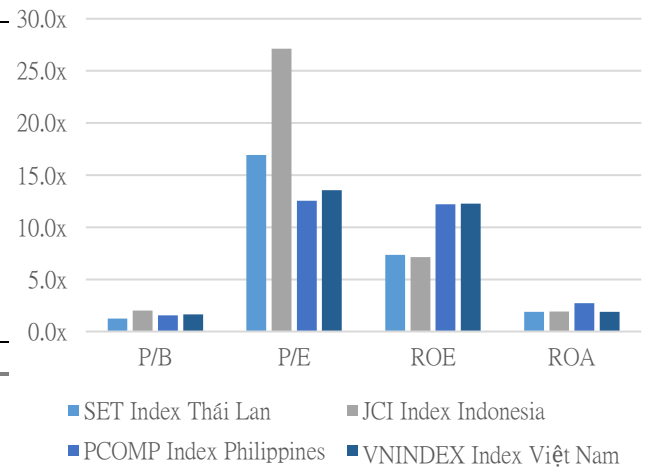
東南亞主要市場走勢比較



東南亞主要市場數據

		Thailand	Indonesia	Philippines	Vietnam
P/B		1.2x	2.0x	1.6x	1.7x
P/E		16.9x	27.1x	12.5x	13.6x
ROE	%	7.36	7.15	12.21	12.28
ROA	%	1.90	1.92	2.71	1.90
Vốn hóa	Tỷ USD	454.27	772.67	160.40	199.79
GTGD	Triệu USD	1.17	0.39	0.08	0.50
LS cổ tức	%	3.60	3.34	2.79	1.69

源: Bloomberg & YSVN





We Create **Fortune**

元大證券（越南）公司

個人客戶分析部

Nguyễn Th ệ Minh
研究分析經理
+84 28 3622 6868 ext 3826
minh.nguyen@yuantan.com.vn

Lý Thị Hi ệ n
研究分析主管
+84 28 3622 6868 ext 3908
hien.ly@yuantan.com.vn

Quách Đức Khánh
研究分析副主管
+84 28 3622 6868 ext 3833
khanh.quach@yuantan.com.vn

Khổng Hữu Hiệp
高級分析專員
+84 28 3622 6868 ext 3912
hiiep.khong@yuantan.com.vn

Nguyễn Trịnh Ngọc Hồng
高級分析專員
+84 28 3622 6868 ext 3832
hong.nguyen@yuantan.com.vn

Phạm Tấn Phát
高級分析專員
+84 28 3622 6868 ext 3880
phat.pham@yuantan.com.vn

個人客戶業務部

Phạm Đắc Thành
北部營業中心經理
+84 28 3622 6868 ext 3416
thanh.pham@yuantan.com.vn

Võ Thị Thu Thủy
平陽分行經理
+84 28 3622 6868 ext 3505
thuy.vo@yuantan.com.vn

Lương Kỳ Ty
堤岸分行經理
+84 28 3622 6868 ext 3653
ty.luong@yuantan.com.vn

Bùi Quốc Phong
同奈分行經理
+84 28 3622 6868 ext 3701
phong.bui@yuantan.com.vn

Võ Đình Tuấn
峴港分行經理
+84 28 3622 6868 ext 3301
tuan.vo@yuantan.com.vn

Nguyễn Việt Quang
河內分行經理
+84 28 3622 6868 ext 3404
quang.nguyen@yuantan.com.vn

Đinh Thị Thu Cúc
頭頓分行經理
+84 28 3622 6868 ext 3203
cuc.dinh@yuantan.com.vn



We Create **Fortune**

Appendix A: Important Disclosures

Analyst Certification

Each research analyst primarily responsible for the content of this research report, in whole or in part, certifies that with respect to each security or issuer that the analyst covered in this report: (1) all of the views expressed accurately reflect his or her personal views about those securities or issuers; and (2) no part of his or her compensation was, is, or will be, directly or indirectly, related to the specific recommendations or views expressed by that research analyst in the research report.

Ratings Definitions

BUY: We have a positive outlook on the stock based on our expected absolute or relative return over the investment period. Our thesis is based on our analysis of the company's outlook, financial performance, catalysts, valuation and risk profile. We recommend investors add to their position.

HOLD-Outperform: In our view, the stock's fundamentals are relatively more attractive than peers at the current price. Our thesis is based on our analysis of the company's outlook, financial performance, catalysts, valuation and risk profile.

HOLD-Underperform: In our view, the stock's fundamentals are relatively less attractive than peers at the current price. Our thesis is based on our analysis of the company's outlook, financial performance, catalysts, valuation and risk profile.

SELL: We have a negative outlook on the stock based on our expected absolute or relative return over the investment period. Our thesis is based on our analysis of the company's outlook, financial performance, catalysts, valuation and risk profile. We recommend investors reduce their position.

Under Review: We actively follow the company, although our estimates, rating and target price are under review.

Restricted: The rating and target price have been suspended temporarily to comply with applicable regulations and/or Yuanta policies.

Note: Yuanta research coverage with a Target Price is based on an investment period of 12 months. Greater China Discovery Series coverage does not have a formal 12 month Target Price and the recommendation is based on an investment period specified by the analyst in the report.

Global Disclaimer

© 2018 Yuanta. All rights reserved. The information in this report has been compiled from sources we believe to be reliable, but we do not hold ourselves responsible for its completeness or accuracy. It is not an offer to sell or solicitation of an offer to buy any securities. All opinions and estimates included in this report constitute our judgment as of this date and are subject to change without notice.

This report provides general information only. Neither the information nor any opinion expressed herein constitutes an offer or invitation to make an offer to buy or sell securities or other investments. This material is prepared for general circulation to clients and is not intended to provide tailored investment advice and does not take into account the individual financial situation and objectives of any specific person who may receive this report. Investors should seek financial advice regarding the appropriateness of investing in any securities, investments or investment strategies discussed or recommended in this report. The information contained in this report has been compiled from sources believed to be reliable but no representation or warranty, express or implied, is made as to its accuracy, completeness or correctness. This report is not (and should not be construed as) a solicitation to act as securities broker or dealer in any jurisdiction by any person or company that is not legally permitted to carry on such business in that jurisdiction.

Yuanta research is distributed in the United States only to Major U.S. Institutional Investors (as defined in Rule 15a-6 under the Securities Exchange Act of 1934, as amended and SEC staff interpretations thereof). All transactions by a US person in the securities mentioned in this report must be effected through a registered broker-dealer under Section 15 of the Securities Exchange Act of 1934, as amended. Yuanta research is distributed in Taiwan by Yuanta Securities Investment Consulting. Yuanta research is distributed in Hong Kong by Yuanta Securities (Hong Kong) Co. Limited, which is licensed in Hong Kong by the Securities and Futures Commission for regulated activities, including Type 4 regulated activity (advising on securities). In Hong Kong, this research report may not be redistributed, retransmitted or disclosed, in whole or in part or and any form or manner, without the express written