

## 當日市場：漲停佔主導地位

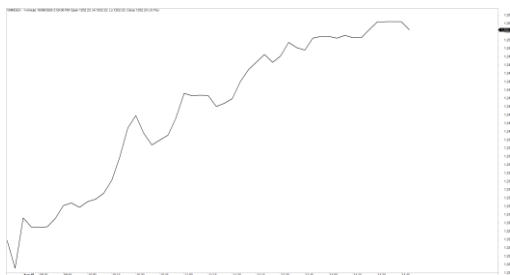
2024/08/19

### 市場走勢

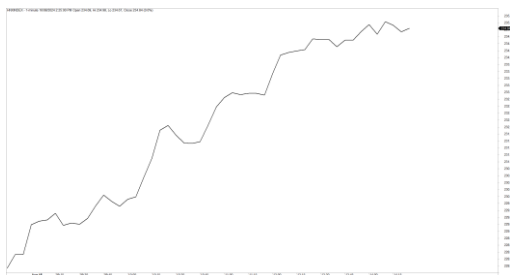
市場指數	VNI	HNI	UPCOM
收盤	1,252.23	235.15	93.44
%日	2.34%	2.89%	1.37%
%週	2.34%	2.52%	0.69%
%月	-2.26%	-3.99%	-4.91%
%年	0.72%	-6.89%	-0.25%
<b>成交值(Bil.VND)</b>			
當日	22,988	1,897	1,220
日均量/週	14,915	1,115	824
日均量/月	16,849	1,257	951
<b>外資進出</b>			
買進	2,128.74	59.84	24.43
賣出	2,202.02	59.11	36.07
買賣超	-73.28	0.73	-11.65
<b>市場漲跌家數</b>			
上漲	329	153	255
下跌	33	33	136
持平	57	131	512
<b>市場指標</b>			
P/E	13.58	16.49	22.58
總市值 (兆盾)	5,142	336	1,448
股息殖利率 <sup>2</sup>	1.83%	2.94%	4.02%

資料源: Bloomberg - YSVN

### VNINDEX



### HNIINDEX



### 市場走勢

市場在周末的交易日出現劇烈波動，現金流回歸幫助指數出現上漲的交易日，成交量增加。具體而言，VN-Index 收盤上漲 2.34%，HNX-Index 上漲 2.89%，Upcom-Index 上漲 1.37%。3 大市場的交易額均有所改善，交易額達 26 兆 1,060 億越南盾。

VN30-Index 上漲 2.08%，其中有 29 檔上漲股和 1 檔下跌股，其中包括 MWG (4.7%)、MSN (3.07%)、MBB (3.44%)、SSI (5.83%)、GVR (5.82) 是 VN-Index 中領漲的股票。像往常一樣，證券板塊是市場上最為興奮的板塊，FTS、VIX、CTS、BSI、VDS 漲停。此外，房地產板塊也相當積極，KBC、HDG、HDC、LDG、DIG、NVL 和 DXS 漲停。中型股在周末的交易日領漲。

外資重新賣超 830 億越南盾，其中 VHM (3,140 億)、HPG (1,800 億)、TCB (1,080 億) 在拋售方面的榜首。相反，MWG (1,020 億)、CTG (670 億)、DIG (670 億) 在買超方面領先。

### 市場短期觀點

我們認為，當 VN-Index 在下一交易日觸及 1,257.85 點的阻力位時，市場可能會出現調整階段。同時，市場仍處於短期調整階段，投資者在大幅上漲時間應限制追漲，並在調整時應優先積累股票。此外，短期情緒指標大幅上漲，顯示投資者對當前市場走勢更加明顯，新的買進機會也逐漸增加。大盤的短期走勢從下跌至上漲。因此，我們建議投資者考慮增加高比例的股票，並在調整期間優先買進。

從周線圖來看，VN-Index 收於 1,252.23 點（比前一交易周上漲 2.3%），價格走勢圖逼近 20 周均線。同時，市場仍處於中期調整階段，因此 VN-Index 的價格走勢圖在接下來的交易周可能會繼續在 20 周平均線附近波動（即 1,253 點）。此外，大盤的中期趨勢仍維持中性。因此，我們建議中長期投資者可以繼續積累股票，並持有高比例的股票，則優先選擇大型股。

請在 <https://ysraar.yuanta.com.vn/> 查看有關股票的信號。



We Create Fortune

### 技術分析圖



指數技術分析圖 VN-Index



指數技術分析圖 HNX-Index

指數	短期趨勢	中期趨勢	阻力區 1	阻力區 2	支撐區 1	支撐區 2
VN-Index	上漲	中性	1300	1330	870	800
HNX-Index	上漲	中性	260	306	189	160
VN30	上漲	中性	1336	1350	980	960
VNMidcaps	上漲	中性	1280	1250	963	900
VNSmallcaps	上漲	中性	1250	1250	804	750



We Create Fortune

胡志明市交易所 (HSX)

	收盤	漲跌%
VNI	1252.23	2.34%
VN30	1291.68	2.08%
VN Mid	1889.36	3.84%
VN Small	1432.44	3.00%

外資交易	成交值 (Bil.VND)
買進	2128.74
賣出	2202.02
買超/賣超	-73.28

上漲排名/股碼	漲跌(VND)	漲跌%
HPX	350	7.00%
VDS	1350	6.99%
DIG	1550	6.98%
VGC	2800	6.95%
CTR	8300	6.94%

下跌排名/股碼	漲跌(VND)	漲跌%
TBC	-1050	-2.59%
SAV	-500	-2.22%
TDP	-250	-0.73%
SHI	-50	-0.34%
RAL	-300	-0.21%

\*備註：市值>5,000 億盾；成交值>15 億盾

市值排名/股碼	Bil.VND
VCB	492,398,940
BID	270,770,705
FPT	190,734,517
GAS	189,710,711
CTG	174,524,732

交易量排名/股碼	成交值	30 日均
VIX	55,165,900	21,485,276
HPG	36,501,948	19,544,489
NVL	35,447,200	12,093,176
DIG	28,028,300	11,953,334
SSI	27,391,456	12,675,540

資料源: Bloomberg & Yuanta Research

河內交易所 (HSX)

	收盤	漲跌%
HNI	235.15	2.89%
HN30	517.3	4.82%
VNX AllSh	1295.33	2.65%

外資交易	成交值 (Bil.VND)
買進	59.84
賣出	59.11
買超/賣超	0.73

上漲排名/股碼	漲跌(VND)	漲跌%
NTP	6400	9.92%
BVS	3500	9.80%
L18	3000	9.74%
VC7	800	9.64%
CEO	1300	9.42%

下跌排名/股碼	漲跌(VND)	漲跌%
GKM	-3600	-9.81%
KSV	-800	-1.56%
SLS	-1500	-0.77%
CMS	-100	-0.75%
CAP	100	0.20%

市值排名/股碼	Bil.VND
IDC	20,096,996
PVS	18,927,465
HUT	15,618,959
MBS	15,044,080
THD	13,667,499

交易量排名/股碼	成交值	30 日均
SHS	289,574,610,800	9,952,214
CEO	205,597,978,000	4,296,510
MBS	168,370,713,000	3,849,639
HUT	56,172,219,900	2,208,526
TNG	141,934,167,500	2,992,767

資料源: Bloomberg & Yuanta Research

UPCOM 市場 (UPCoM)

	收盤	漲跌%
UPCoM	93.44	1.37%

外資交易	成交值 (Bil.VND)
買進	24.43
賣出	36.07
買超/賣超	-11.65

上漲排名/股碼	漲跌(VND)	漲跌%
POM	291	10.78%
RCD	200	10.53%
VNA	1135	5.85%
SGP	1265	5.72%
AVG	1174	5.36%

下跌排名/股碼	漲跌(VND)	漲跌%
CKA	-3904	-7.16%
BLT	-3480	-5.91%
PSB	-466	-5.55%
DFF	-108	-4.15%
TOS	-909	-1.55%

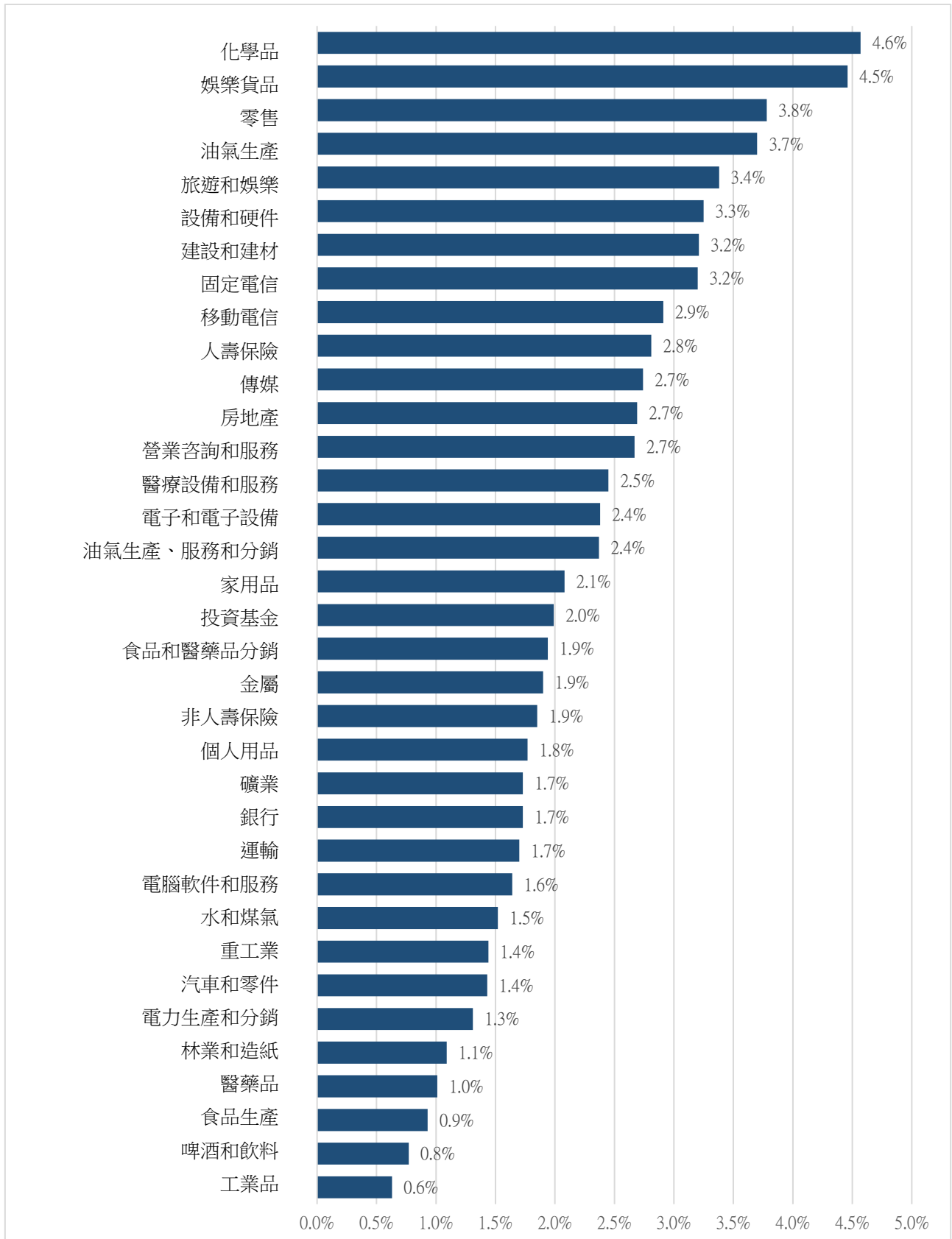
市值排名/股碼	Bil.VND
VGI	202,681,300
MCH	152,760,144
BSR	73,894,207
VEA	56,641,429
MVN	49,478,633

交易量排名/股碼	成交值	30 日均
BSR	454,171,175,400	9,013,190
OIL	69,795,866,500	2,707,257
VGT	65,100,102,200	2,691,132
BCR	16,550,375,900	2,047,180
DDV	42,486,348,400	1,754,365

資料源: Bloomberg & Yuanta Research

We Create Fortune

### 各行業板塊的交易走勢



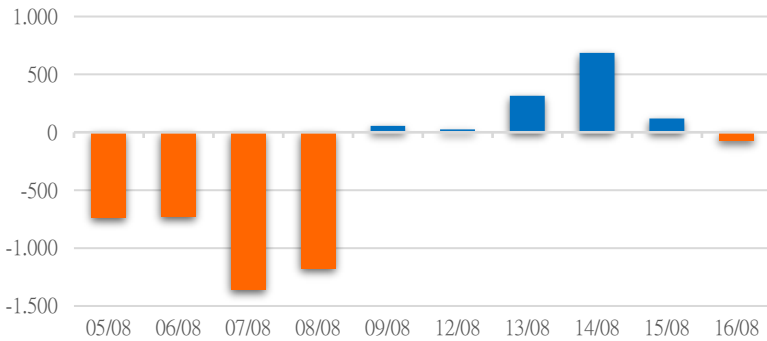
資料源: FiinPro - YSVN



We Create Fortune

## 外資買進賣統計

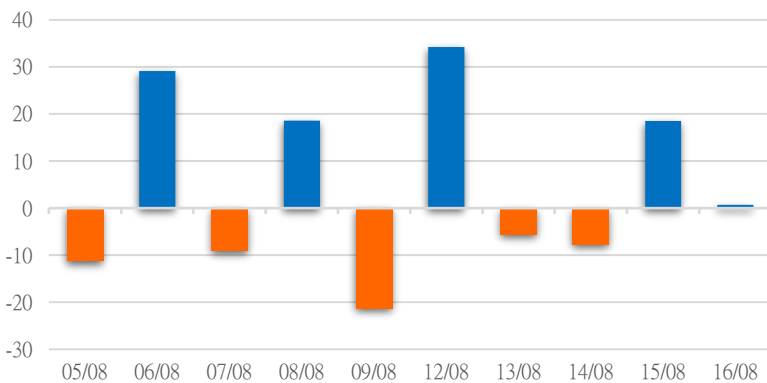
HSX 外資每日買/賣超



證券代碼	買超金額 (Mil.VND)	證券代碼	賣超金額 (Mil.VND)
MWG	101,569	VHM	-316,231
CTG	67,090	HPG	-180,482
DIG	67,038	TCB	-108,237
MSN	63,179	HSG	-56,629
VCI	50,411	VPB	-49,447

HSX 外資買/賣超的前 5 名

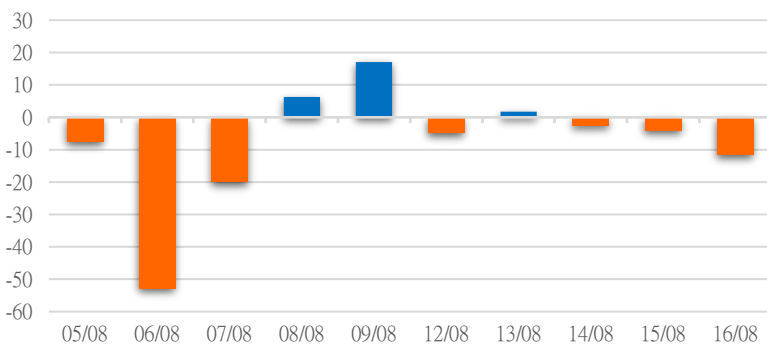
HNX 外資每日買/賣超



證券代碼	買超金額 (Mil.VND)	證券代碼	賣超金額 (Mil.VND)
PVS	4,574	TNG	-14,354
NTP	4,131	IDC	-6,544
VCS	3,450	LAS	-1,065
MBS	3,283	DTD	-916
PVI	2,220	BVS	-813

HNX 外資買/賣超的前 5 名

UPCOM 外資每日買/賣超



證券代碼	買超金額 (Mil.VND)	證券代碼	賣超金額 (Mil.VND)
BSR	5,215	QNS	-18,090
OIL	1,734	MCH	-2,745
VEA	1,694	QTP	-1,161
KLB	577	VAB	-450
CSI	188	BCR	-392

UPCOM 外資買/賣超的前 5 名

源: FiinPro - YSVN



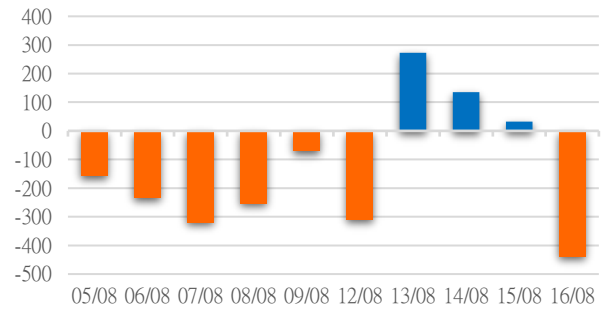
We Create **Fortune**

自營統計

證券代碼	買超金額 (Mil.VND)	證券代碼	賣超金額 (Mil.VND)
GVR	31,534	MWG	115,429
HCM	27,610	ACB	47,278
VNM	20,677	MBB	43,787
PC1	16,769	TCB	38,752
E1VFN30	9,735	HVN	25,137

HSX 自營交易最大前名

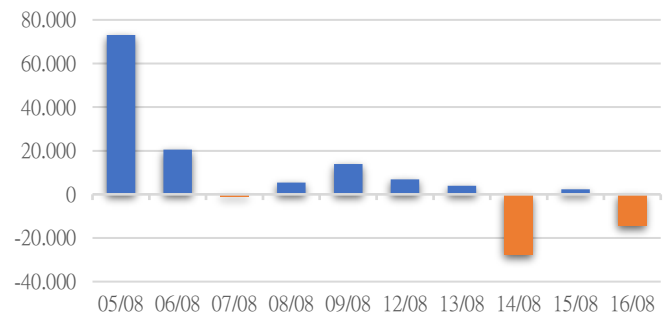
HSX 自營交易每日買/賣超 (Bil.VND)



證券代碼	買超金額 (Mil.VND)	證券代碼	賣超金額 (Mil.VND)
IDC	4,287	PVI	3,219
TNG	806	L18	342
PVS	768		

HNX 自營交易最大前名

HNX 自營交易每日買/賣超 (Mil.VND)



證券代碼	買超金額 (Mil.VND)	證券代碼	賣超金額 (Mil.VND)
BSR	8,415.50	ING	678
MCH	7,658.01	C4G	1
ACV	4,821.16	SD4	1
VEA	429.40	TH1	0
APF	5.82		

UPCoM 自營交易最大前名

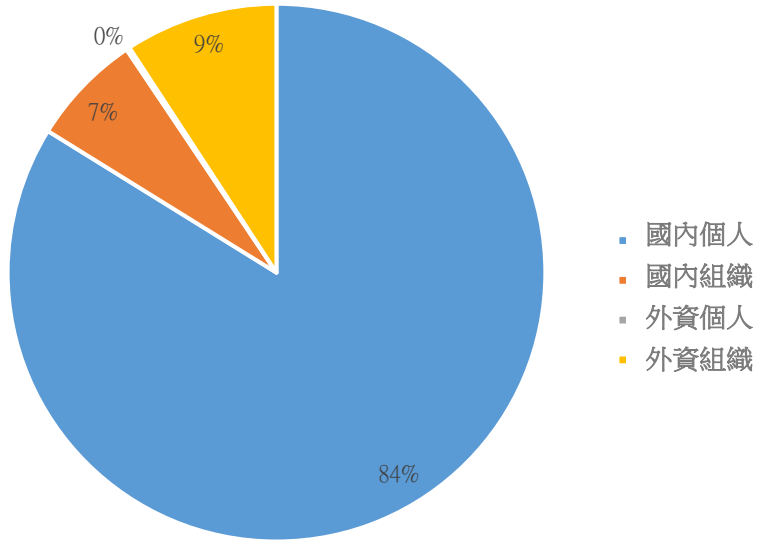
UPCoM 自營交易每日買/賣超 (Mil.VND)





We Create **Fortune**

### 越南證券市場投資人類別統計



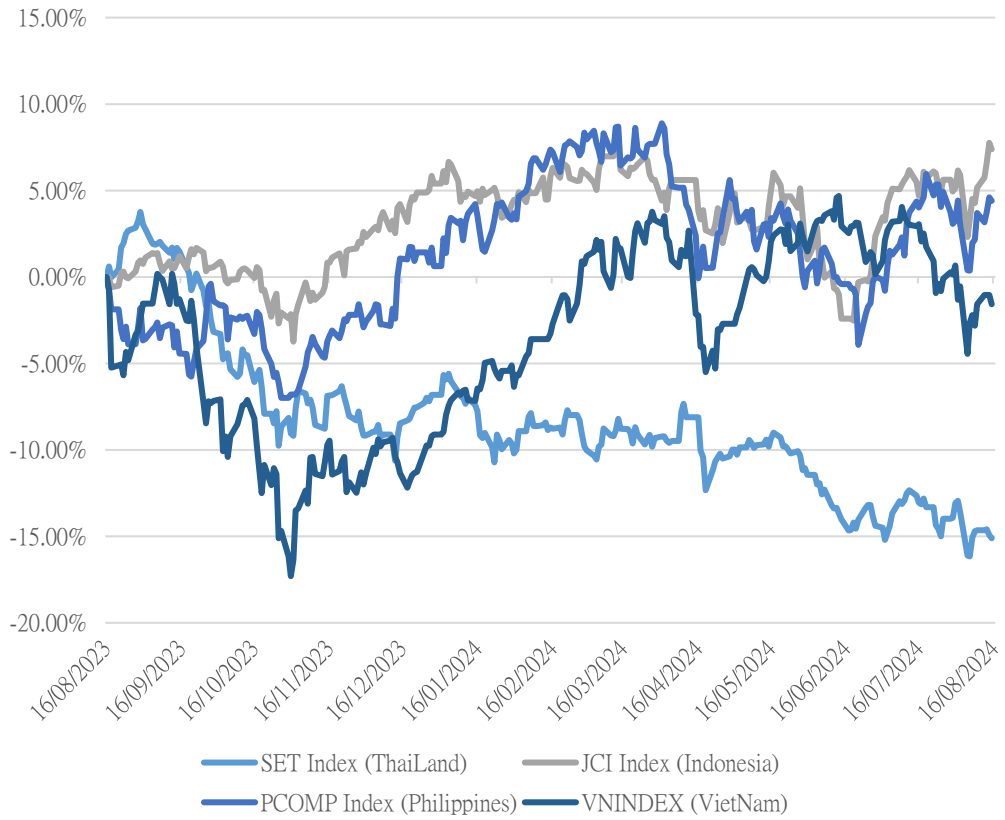
資料源: FiinPro - YSVN





We Create Fortune

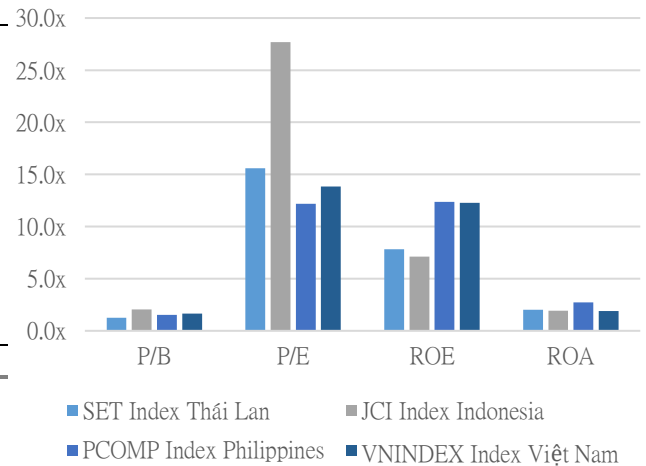
### 東南亞主要市場走勢比較



#### 東南亞主要市場數據

		Thailand	Indonesia	Philippines	Vietnam
P/B		1.2x	2.1x	1.5x	1.7x
P/E		15.6x	27.7x	12.2x	13.8x
ROE	%	7.82	7.12	12.35	12.28
ROA	%	2.02	1.92	2.73	1.90
Vốn hóa	Tỷ USD	455.31	801.04	161.61	200.79
GTGD	Triệu USD	1.13	0.51	0.08	0.40
LS cổ tức	%	3.59	3.28	2.70	1.68

源: Bloomberg & YSVN







We Create **Fortune**

## 元大證券（越南）公司

### 個人客戶分析部

**Nguyễn Th ệ Minh**  
研究分析經理  
+84 28 3622 6868 ext 3826  
minh.nguyen@yuanta.com.vn

**Lý Thị Hi ệ n**  
研究分析主管  
+84 28 3622 6868 ext 3908  
hien.ly@yuanta.com.vn

**Quách Đức Khánh**  
研究分析副主管  
+84 28 3622 6868 ext 3833  
khanh.quach@yuanta.com.vn

**Khổng Hữu Hiệp**  
高級分析專員  
+84 28 3622 6868 ext 3912  
hiep.khong@yuanta.com.vn

**Nguyễn Trịnh Ngọc Hồng**  
高級分析專員  
+84 28 3622 6868 ext 3832  
hong.nguyen@yuanta.com.vn

**Phạm Tấn Phát**  
高級分析專員  
+84 28 3622 6868 ext 3880  
phat.pham@yuanta.com.vn

### 個人客戶業務部

**Phạm Đắc Thành**  
北部營業中心經理  
+84 28 3622 6868 ext 3416  
thanh.pham@yuanta.com.vn

**Võ Thị Thu Thủy**  
平陽分行經理  
+84 28 3622 6868 ext 3505  
thuy.vo@yuanta.com.vn

**Lương Kỳ Ty**  
堤岸分行經理  
+84 28 3622 6868 ext 3653  
ty.luong@yuanta.com.vn

**Bùi Quốc Phong**  
同奈分行經理  
+84 28 3622 6868 ext 3701  
phong.bui@yuanta.com.vn

**Võ Đình Tuấn**  
峴港分行經理  
+84 28 3622 6868 ext 3301  
tuan.vo@yuanta.com.vn

**Nguyễn Việt Quang**  
河內分行經理  
+84 28 3622 6868 ext 3404  
quang.nguyen@yuanta.com.vn

**Đinh Thị Thu Cúc**  
頭頓分行經理  
+84 28 3622 6868 ext 3203  
cuc.dinh@yuanta.com.vn



We Create **Fortune**

## Appendix A: Important Disclosures

### Analyst Certification

Each research analyst primarily responsible for the content of this research report, in whole or in part, certifies that with respect to each security or issuer that the analyst covered in this report: (1) all of the views expressed accurately reflect his or her personal views about those securities or issuers; and (2) no part of his or her compensation was, is, or will be, directly or indirectly, related to the specific recommendations or views expressed by that research analyst in the research report.

### Ratings Definitions

**BUY:** We have a positive outlook on the stock based on our expected absolute or relative return over the investment period. Our thesis is based on our analysis of the company's outlook, financial performance, catalysts, valuation and risk profile. We recommend investors add to their position.

**HOLD-Outperform:** In our view, the stock's fundamentals are relatively more attractive than peers at the current price. Our thesis is based on our analysis of the company's outlook, financial performance, catalysts, valuation and risk profile.

**HOLD-Underperform:** In our view, the stock's fundamentals are relatively less attractive than peers at the current price. Our thesis is based on our analysis of the company's outlook, financial performance, catalysts, valuation and risk profile.

**SELL:** We have a negative outlook on the stock based on our expected absolute or relative return over the investment period. Our thesis is based on our analysis of the company's outlook, financial performance, catalysts, valuation and risk profile. We recommend investors reduce their position.

**Under Review:** We actively follow the company, although our estimates, rating and target price are under review.

**Restricted:** The rating and target price have been suspended temporarily to comply with applicable regulations and/or Yuanta policies.

Note: Yuanta research coverage with a Target Price is based on an investment period of 12 months. Greater China Discovery Series coverage does not have a formal 12 month Target Price and the recommendation is based on an investment period specified by the analyst in the report.

### Global Disclaimer

© 2018 Yuanta. All rights reserved. The information in this report has been compiled from sources we believe to be reliable, but we do not hold ourselves responsible for its completeness or accuracy. It is not an offer to sell or solicitation of an offer to buy any securities. All opinions and estimates included in this report constitute our judgment as of this date and are subject to change without notice.

This report provides general information only. Neither the information nor any opinion expressed herein constitutes an offer or invitation to make an offer to buy or sell securities or other investments. This material is prepared for general circulation to clients and is not intended to provide tailored investment advice and does not take into account the individual financial situation and objectives of any specific person who may receive this report. Investors should seek financial advice regarding the appropriateness of investing in any securities, investments or investment strategies discussed or recommended in this report. The information contained in this report has been compiled from sources believed to be reliable but no representation or warranty, express or implied, is made as to its accuracy, completeness or correctness. This report is not (and should not be construed as) a solicitation to act as securities broker or dealer in any jurisdiction by any person or company that is not legally permitted to carry on such business in that jurisdiction.

Yuanta research is distributed in the United States only to Major U.S. Institutional Investors (as defined in Rule 15a-6 under the Securities Exchange Act of 1934, as amended and SEC staff interpretations thereof). All transactions by a US person in the securities mentioned in this report must be effected through a registered broker-dealer under Section 15 of the Securities Exchange Act of 1934, as amended. Yuanta research is distributed in Taiwan by Yuanta Securities Investment Consulting. Yuanta research is distributed in Hong Kong by Yuanta Securities (Hong Kong) Co. Limited, which is licensed in Hong Kong by the Securities and Futures Commission for regulated activities, including Type 4 regulated activity (advising on securities). In Hong Kong, this research report may not be redistributed, retransmitted or disclosed, in whole or in part or and any form or manner, without the express written