

當日市場：房地產股暴漲

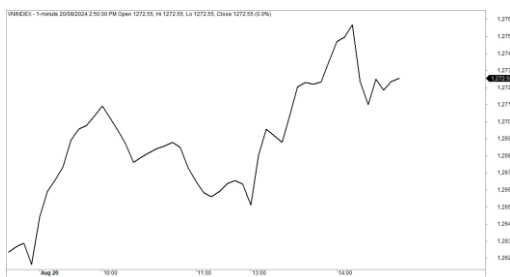
2024/08/21

市場走勢

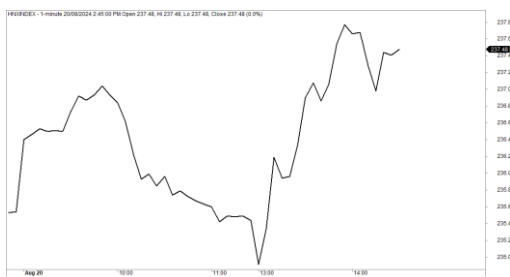
市場指數	VNI	HNI	UPCOM
收盤	1,272.55	237.31	94.10
%日	0.87%	0.55%	0.41%
%週	3.42%	3.10%	1.41%
%月	0.61%	-1.33%	-2.77%
%年	8.03%	0.57%	5.41%
成交值(Bil.VND)			
當日	18,997	1,432	835
日均量/週	16,651	1,249	850
日均量/月	16,201	1,219	883
外資進出			
買進	1,833.72	68.85	10.86
賣出	1,506.31	75.57	17.96
買賣超	327.41	-6.73	-7.10
市場漲跌家數			
上漲	228	100	175
下跌	95	59	155
持平	96	158	573
市場指標			
P/E	13.80	16.59	22.93
總市值 (兆盾)	5,225	335	1,469
股息殖利率	1.83%	2.91%	3.85%

資料源: Bloomberg - YSVN

VNINDEX



HNIINDEX



市場走勢

由於現金流流入房地產和證券股，市場在連續第三個交易日延續上漲勢頭，幫助市場情緒積極。VN-Index 收盤上漲 0.87%，止於 1,272.55 點，而 HNX-Index 上漲 0.55%，Upcom-Index 上漲 0.41%。3 大市場的交易額均增加至 21 兆 2,640 億越南盾。

當日重點是房地產和證券股的關注兩股吸引現金流，VIX、DIG、NVL、VND、DXG、PDR 均積極上漲，並引領市場的流動性，其中 DXG、PDR 漲停。此外，銀行股上漲如 VCB (2.25%)、BID (2.61%)、CTG (1.68%) 以及 Vingroup 等是對指數積極貢獻的股票。相反，PLX、VNM、TCB、MSN、HPG 等小幅下跌。IDI、HPX 也受到關注而漲停或 HVN (4.98%) 積極上漲。

外資在前兩個交易日賣超後轉為買超，價值達 3,140 億越南盾。VCB (1,580 億)、FPT (1,280 億)、MWG (980 億) 在買超方面領先。相反，VHM (1,800 億)、GAS (420 億)、HDB (360 億) 在賣超方面的榜首。

市場短期觀點

我們認為市場可能會在下一交易日調整，最近的支撐位是 VN-Index 的 1,260 點。同時，市場仍處於積極劇烈波動的時期，因此調整期也可能快速結束。這個調整期是技術性的以及獲利壓力的加大，因為許多股票從 2024 年 8 月 5 日的短期底部以來已經實現了高利潤。此外，短期情緒指標持續出現新的買進機會持續增加。

大盤的市場短期走勢仍維持上漲。因此，我們建議投資者限制追漲，並在調整期優先買進，當 VN-Index 交投於 1,273 點附近的阻力位，市場可能調整。

請在 <https://ysraar.yuanta.com.vn/> 查看有關股票的信號。

We Create Fortune

技術分析圖



指數技術分析圖 VN-Index



指數技術分析圖 HNX-Index

指數	短期趨勢	中期趨勢	阻力區 1	阻力區 2	支撐區 1	支撐區 2
VN-Index	上漲	中性	1300	1330	870	800
HNX-Index	上漲	中性	260	306	189	160
VN30	上漲	中性	1336	1350	980	960
VNMidcaps	上漲	中性	1280	1250	963	900
VNSmallcaps	上漲	中性	1250	1250	804	750

We Create Fortune

胡志明市交易所 (HSX)

	收盤	漲跌%
VNI	1272.55	0.87%
VN30	1305.25	0.48%
VN Mid	1933.98	1.13%
VN Small	1450.32	0.76%

河內交易所 (HSX)

	收盤	漲跌%
HNI	237.31	0.55%
HN30	524.11	0.88%
VNX AllSh	1313.97	0.69%

UPCOM 市場 (UPCoM)

	收盤	漲跌%
UPCoM	94.1	0.41%

外資交易	成交值 (Bil.VND)
買進	1833.72
賣出	1506.31
買超/賣超	327.41

外資交易	成交值 (Bil.VND)
買進	68.85
賣出	75.57
買超/賣超	-6.73

外資交易	成交值 (Bil.VND)
買進	10.86
賣出	17.96
買超/賣超	-7.10

上漲排名/股碼	漲跌(VND)	漲跌%
SGR	2000	6.92%
IDI	640	6.90%
HPX	370	6.89%
DXG	1000	6.85%
PDR	1300	6.79%

上漲排名/股碼	漲跌(VND)	漲跌%
HBS	1000	9.26%
CEO	1300	8.39%
CMS	900	7.44%
API	500	6.76%
DL1	400	6.45%

上漲排名/股碼	漲跌(VND)	漲跌%
PSB	1051	11.94%
LTG	1386	8.61%
VEF	14116	6.66%
DGT	353	4.71%
MFS	1524	4.65%

下跌排名/股碼	漲跌(VND)	漲跌%
DHM	-550	-5.98%
RDP	-150	-5.17%
HVH	-230	-2.54%
BMC	-500	-2.39%
GEE	-800	-2.23%

下跌排名/股碼	漲跌(VND)	漲跌%
HMR	-500	-4.07%
NTP	-1200	-1.69%
C69	-100	-1.41%
DHT	-800	-1.15%
HUT	-200	-1.14%

下跌排名/股碼	漲跌(VND)	漲跌%
VCP	-906	-3.70%
BCR	-137	-2.49%
DSC	-352	-1.59%
TVN	-134	-1.35%
BSR	-287	-1.18%

*備註：市值>5,000 億盾；成交值>15 億盾

市值排名/股碼	Bil.VND
VCB	496,311,304
BID	273,050,880
GAS	194,074,517
FPT	190,588,473
CTG	175,330,231

市值排名/股碼	Bil.VND
IDC	20,360,996
PVS	19,262,041
HUT	15,618,959
MBS	15,044,080
THD	13,667,499

市值排名/股碼	Bil.VND
VGI	207,864,911
MCH	152,059,857
BSR	75,422,754
VEA	58,698,411
MVN	49,460,624

交易量排名/股碼	成交值	30 日均
VIX	38,091,700	23,276,653
DIG	26,124,600	11,838,498
NVL	25,453,800	12,543,924
DXG	23,086,200	7,362,141
VND	22,514,700	9,042,664

交易量排名/股碼	成交值	30 日均
CEO	245,747,950,200	4,654,969
SHS	150,479,643,200	10,365,211
DL1	17,178,528,000	1,578,157
MBS	100,784,088,800	3,736,754
TNG	83,565,236,500	3,124,725

交易量排名/股碼	成交值	30 日均
BSR	283,775,526,700	9,293,189
BCR	24,169,275,300	2,282,422
OIL	29,730,859,900	2,619,332
VGX	27,181,213,400	2,481,444
VGI	109,295,336,900	1,947,176

資料源: Bloomberg & Yuanta Research

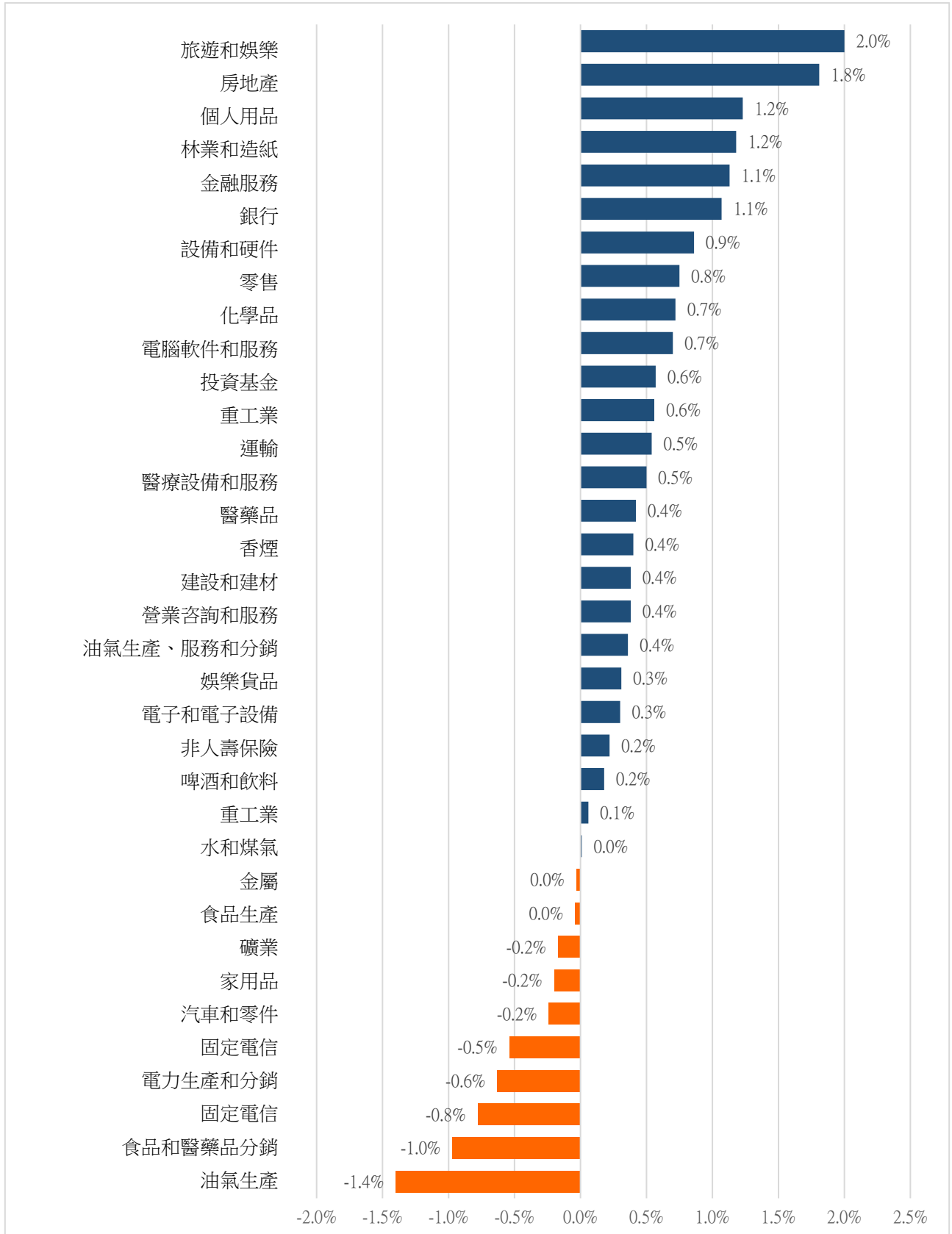
資料源: Bloomberg & Yuanta Research

資料源: Bloomberg & Yuanta Research



We Create **Fortune**

各行業板塊的交易走勢



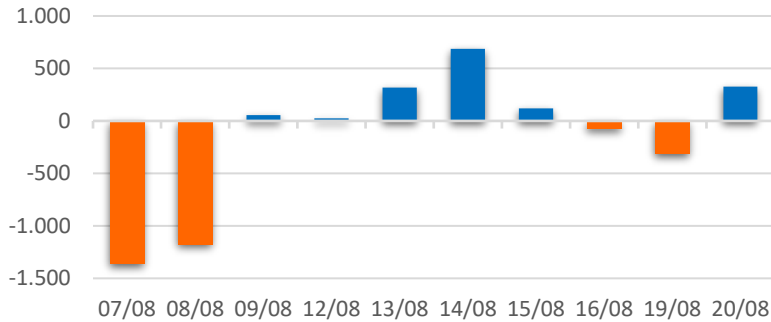
資料源: FimPro - YSVN



We Create Fortune

外資買進賣統計

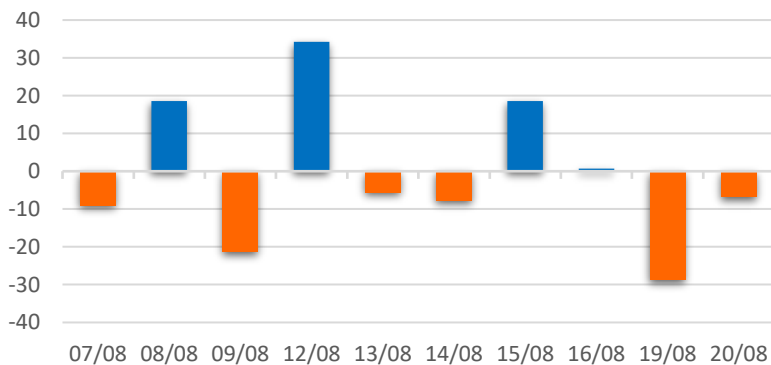
HSX 外資每日買/賣超



證券代碼	買超金額 (Mil.VND)	證券代碼	賣超金額 (Mil.VND)
VCB	158,107	VHM	-180,379
FPT	128,109	GAS	-41,801
MWG	98,275	HDB	-35,668
DPM	85,962	TCB	-34,252
NVL	50,945	HSG	-29,302

HSX 外資買/賣超的前 5 名

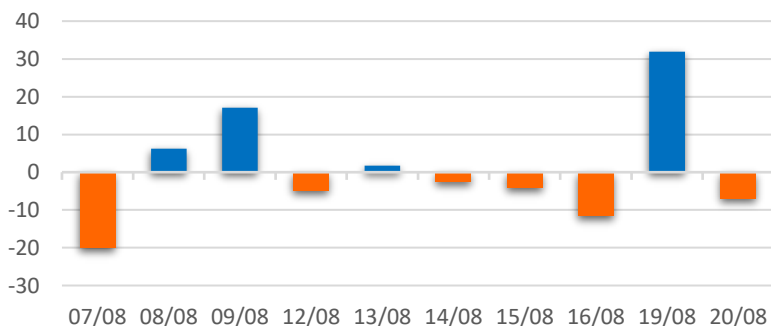
HNX 外資每日買/賣超



證券代碼	買超金額 (Mil.VND)	證券代碼	賣超金額 (Mil.VND)
CEO	6,517	PVI	-14,914
SHS	5,210	TNG	-7,343
PVS	4,054	BVS	-4,893
MBS	3,523	NTP	-3,944
DTD	3,085	LAS	-1,046

HNX 外資買/賣超的前 5 名

UPCOM 外資每日買/賣超



證券代碼	買超金額 (Mil.VND)	證券代碼	賣超金額 (Mil.VND)
OIL	1,197	QNS	-9,386
KLB	312	MPC	-1,121
SBD	73	BSR	-1,024
BLT	56	IFS	-158
GHC	35	VEA	-97

UPCOM 外資買/賣超的前 5 名

源: FiinPro - YSVN



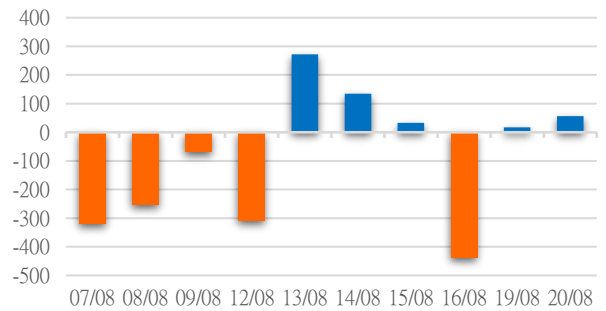
We Create **Fortune**

自營統計

證券代碼	買超金額 (Mil.VND)	證券代碼	賣超金額 (Mil.VND)
MSN	39,947	VCB	48,108
VNM	21,756	POW	37,093
E1VFN30	19,098	ACB	15,043
VIB	14,047	APH	9,854
PC1	12,563	HPG	7,885

HSX 自營交易最大前名

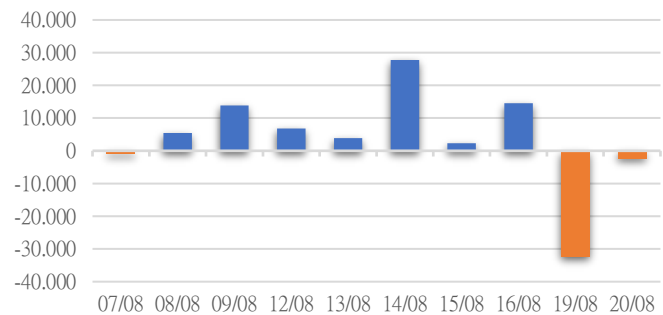
HSX 自營交易每日買/賣超
(Bil.VND)



證券代碼	買超金額 (Mil.VND)	證券代碼	賣超金額 (Mil.VND)
		MBS	1,692
		PVI	572

HNX 自營交易最大前名

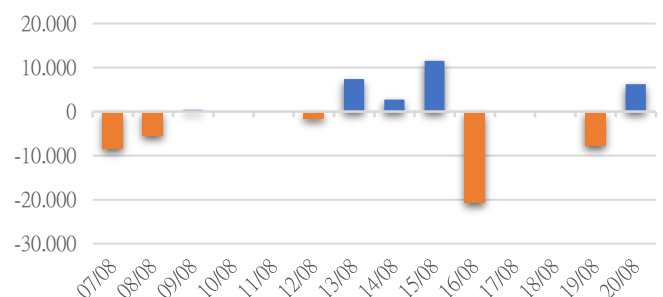
HNX 自營交易每日買/賣超
(Mil.VND)



證券代碼	買超金額 (Mil.VND)	證券代碼	賣超金額 (Mil.VND)
BSR	2,390.00		
ACV	2,247.00		
MCH	1,080.15		
APF	470.40		
VEA	44.30		

UPCoM 自營交易最大前名

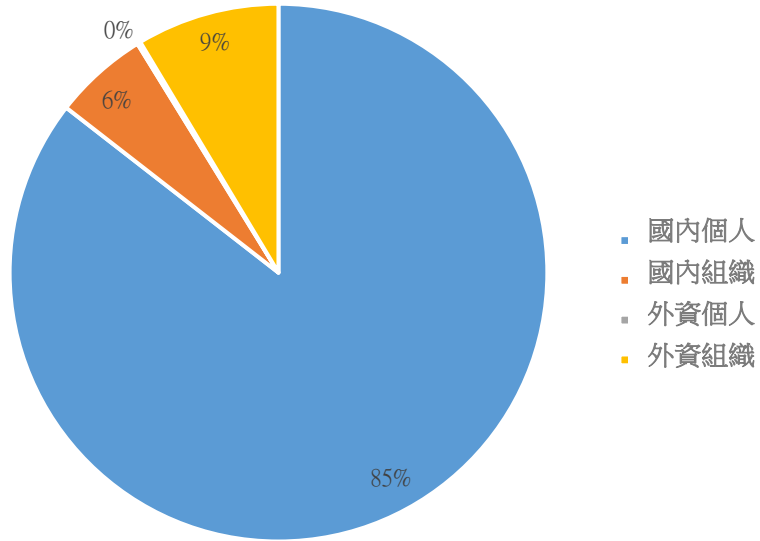
UPCoM 自營交易每日買/賣超
(Mil.VND)





We Create **Fortune**

越南證券市場投資人類別統計

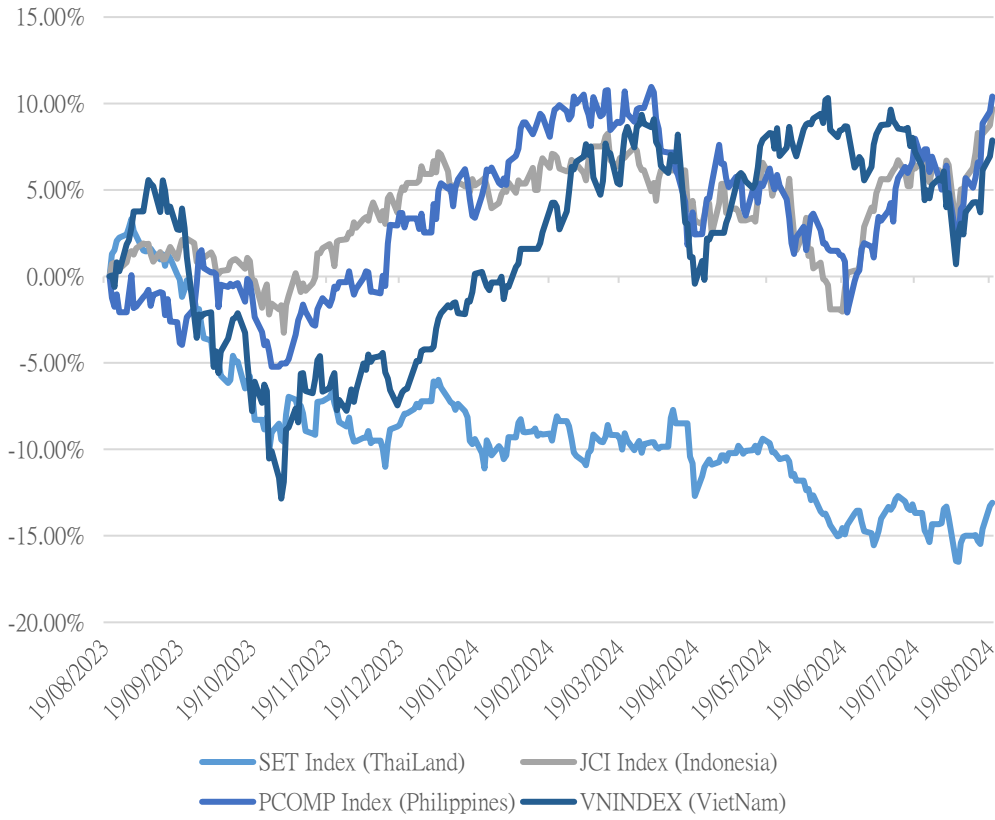


資料源: FiinPro - YSVN



We Create Fortune

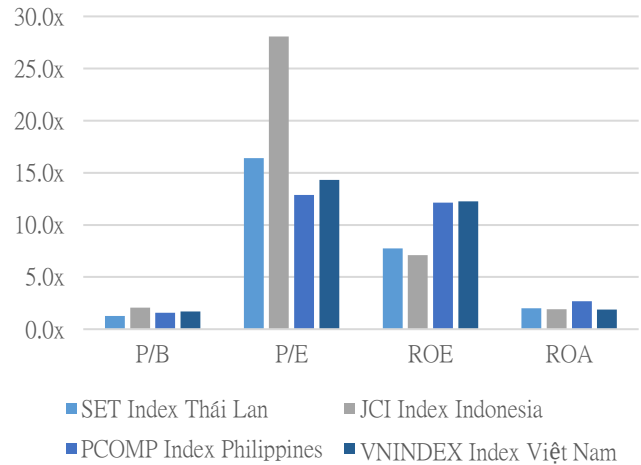
東南亞主要市場走勢比較



東南亞主要市場數據

	Thailand	Indonesia	Philippines	Vietnam
P/B	1.3x	2.1x	1.6x	1.7x
P/E	16.4x	28.1x	12.9x	14.3x
ROE	7.75%	7.11%	12.14%	12.28%
ROA	2.01%	1.92%	2.68%	1.90%
Vốn hóa	Tỷ USD 478.21	821.67	168.06	208.19
GTGD	Triệu USD 1.77	0.53	0.11	0.58
LS cổ tức	% 3.53	3.23	2.66	1.63

源：Bloomberg & YSVN





We Create **Fortune**

元大證券（越南）公司

個人客戶分析部

Nguyễn Th ệ Minh
研究分析經理
+84 28 3622 6868 ext 3826
minh.nguyen@yuantan.com.vn

Lý Thị Hi ệ n
研究分析主管
+84 28 3622 6868 ext 3908
hien.ly@yuantan.com.vn

Quách Đức Khánh
研究分析副主管
+84 28 3622 6868 ext 3833
khanh.quach@yuantan.com.vn

Khổng Hữu Hiệp
高級分析專員
+84 28 3622 6868 ext 3912
hiep.khong@yuantan.com.vn

Nguyễn Trịnh Ngọc Hồng
高級分析專員
+84 28 3622 6868 ext 3832
hong.nguyen@yuantan.com.vn

Phạm Tấn Phát
高級分析專員
+84 28 3622 6868 ext 3880
phat.pham@yuantan.com.vn

個人客戶業務部

Phạm Đắc Thành
北部營業中心經理
+84 28 3622 6868 ext 3416
thanh.pham@yuantan.com.vn

Võ Thị Thu Thủy
平陽分行經理
+84 28 3622 6868 ext 3505
thuy.vo@yuantan.com.vn

Lương Kỳ Ty
堤岸分行經理
+84 28 3622 6868 ext 3653
ty.luong@yuantan.com.vn

Bùi Quốc Phong
同奈分行經理
+84 28 3622 6868 ext 3701
phong.bui@yuantan.com.vn

Võ Đình Tuấn
峴港分行經理
+84 28 3622 6868 ext 3301
tuan.vo@yuantan.com.vn

Nguyễn Việt Quang
河內分行經理
+84 28 3622 6868 ext 3404
quang.nguyen@yuantan.com.vn

Đinh Thị Thu Cúc
頭頓分行經理
+84 28 3622 6868 ext 3203
cuc.dinh@yuantan.com.vn



We Create **Fortune**

Appendix A: Important Disclosures

Analyst Certification

Each research analyst primarily responsible for the content of this research report, in whole or in part, certifies that with respect to each security or issuer that the analyst covered in this report: (1) all of the views expressed accurately reflect his or her personal views about those securities or issuers; and (2) no part of his or her compensation was, is, or will be, directly or indirectly, related to the specific recommendations or views expressed by that research analyst in the research report.

Ratings Definitions

BUY: We have a positive outlook on the stock based on our expected absolute or relative return over the investment period. Our thesis is based on our analysis of the company's outlook, financial performance, catalysts, valuation and risk profile. We recommend investors add to their position.

HOLD-Outperform: In our view, the stock's fundamentals are relatively more attractive than peers at the current price. Our thesis is based on our analysis of the company's outlook, financial performance, catalysts, valuation and risk profile.

HOLD-Underperform: In our view, the stock's fundamentals are relatively less attractive than peers at the current price. Our thesis is based on our analysis of the company's outlook, financial performance, catalysts, valuation and risk profile.

SELL: We have a negative outlook on the stock based on our expected absolute or relative return over the investment period. Our thesis is based on our analysis of the company's outlook, financial performance, catalysts, valuation and risk profile. We recommend investors reduce their position.

Under Review: We actively follow the company, although our estimates, rating and target price are under review.

Restricted: The rating and target price have been suspended temporarily to comply with applicable regulations and/or Yuanta policies.

Note: Yuanta research coverage with a Target Price is based on an investment period of 12 months. Greater China Discovery Series coverage does not have a formal 12 month Target Price and the recommendation is based on an investment period specified by the analyst in the report.

Global Disclaimer

© 2018 Yuanta. All rights reserved. The information in this report has been compiled from sources we believe to be reliable, but we do not hold ourselves responsible for its completeness or accuracy. It is not an offer to sell or solicitation of an offer to buy any securities. All opinions and estimates included in this report constitute our judgment as of this date and are subject to change without notice.

This report provides general information only. Neither the information nor any opinion expressed herein constitutes an offer or invitation to make an offer to buy or sell securities or other investments. This material is prepared for general circulation to clients and is not intended to provide tailored investment advice and does not take into account the individual financial situation and objectives of any specific person who may receive this report. Investors should seek financial advice regarding the appropriateness of investing in any securities, investments or investment strategies discussed or recommended in this report. The information contained in this report has been compiled from sources believed to be reliable but no representation or warranty, express or implied, is made as to its accuracy, completeness or correctness. This report is not (and should not be construed as) a solicitation to act as securities broker or dealer in any jurisdiction by any person or company that is not legally permitted to carry on such business in that jurisdiction.

Yuanta research is distributed in the United States only to Major U.S. Institutional Investors (as defined in Rule 15a-6 under the Securities Exchange Act of 1934, as amended and SEC staff interpretations thereof). All transactions by a US person in the securities mentioned in this report must be effected through a registered broker-dealer under Section 15 of the Securities Exchange Act of 1934, as amended. Yuanta research is distributed in Taiwan by Yuanta Securities Investment Consulting. Yuanta research is distributed in Hong Kong by Yuanta Securities (Hong Kong) Co. Limited, which is licensed in Hong Kong by the Securities and Futures Commission for regulated activities, including Type 4 regulated activity (advising on securities). In Hong Kong, this research report may not be redistributed, retransmitted or disclosed, in whole or in part or and any form or manner, without the express written