

當日市場：房地產股持續吸引現金流

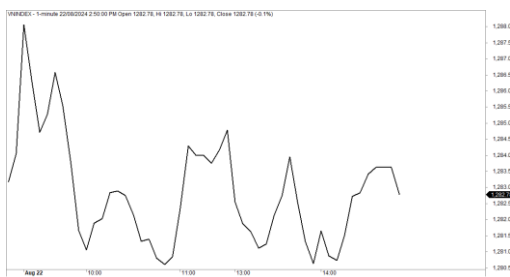
2024/08/23

市場走勢

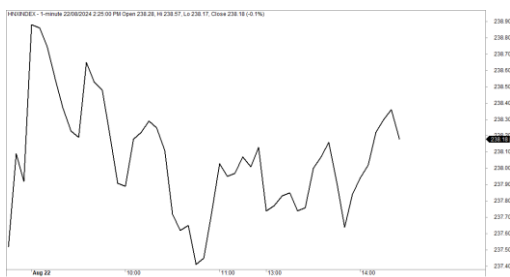
市場指數	VNI	HNI	UPCOM
收盤	1,282.78	238.47	94.49
%日	-0.10%	0.02%	0.01%
%週	4.84%	4.34%	2.51%
%月	2.24%	0.04%	-1.21%
%年	8.66%	-0.49%	5.56%
成交值(Bil.VND)			
當日	15,580	1,198	622
日均量/週	18,990	1,426	912
日均量/月	16,154	1,203	866
外資進出			
買進	1,680.46	45.75	15.78
賣出	2,152.71	127.65	6.26
買賣超	-472.24	-81.90	9.53
市場漲跌家數			
上漲	132	67	168
下跌	191	82	154
持平	97	168	581
市場指標			
P/E	13.91	16.63	23.09
總市值 (兆盾)	5,268	336	1,479
股息殖利率 ²	1.80%	2.93%	4.19%

資料源: Bloomberg - YSVN

VNINDEX



HNIINDEX



市場走勢

市場指數在經歷了前四個交易日大幅上漲後放緩。VN-Index 收盤下跌 0.1%，止於 1,282.78 點，而 HNX-Index 上漲 0.02%，Upcom-Index 上漲 0.01%。3 大市場的交易額均下降至 17 兆 4,000 億越南盾。

VRE (4.23%) 收在 19,700 越南盾/股，並創下近兩個月來的最高水平，則成為當日的亮點股。此外，銀行股為積極如 TCB (1.59%)、CTG (1.17%)、SSB (4.85%) 是對指數上漲貢獻的股票。相反，HPG (-1.51%)、MBB (-1.41%)、VNM (-1.46%) 是導致指數下跌的股票。

商業房地產股是吸引資金的股票，NVL (2.38%)、DXG (0.64%)、PDR (1.9%) 引領市場的流動性。相反，鋼鐵股 (HPG、HSG) 在外國投資者的調整壓力調整。

外資繼續賣超 5,450 億越南盾，其中 HPG (2,450 億)、HSG (1,220 億)、VPB (510 億) 在賣超方面的榜首。相反，FPT (1,380 億)、STB (500 億)、VCB (480 億) 在買超方面領先。

市場短期觀點

我們認為市場可能會快速在下一交易日回歸上漲勢頭。同時，市場仍處於積極劇烈波動期的階段，因此調整期可能會快速結束，儘管市場逼近短期的阻力位，但現金流尚未出現走弱的跡象。此外，各類股反轉上漲，若大型股在前幾個交易日上漲，中小型股也出現再度吸引現金流的跡象。情緒指標持續大幅上漲，顯示投資者對市場走勢更加樂觀，短期風險依然較低。

大盤的短期走勢仍維持上漲。因此，我們建議投資者可以繼續利用調整期增加比例並新買股票。

請在 <https://ysraar.yuanta.com.vn/> 查看有關股票的信號。



We Create Fortune

技術分析圖



指數技術分析圖 VN-Index



指數技術分析圖 HNX-Index

指數	短期趨勢	中期趨勢	阻力區 1	阻力區 2	支撐區 1	支撐區 2
VN-Index	上漲	中性	1300	1330	870	800
HNX-Index	上漲	中性	260	306	189	160
VN30	上漲	中性	1336	1350	980	960
VNMidcaps	上漲	中性	1280	1250	963	900
VNSmallcaps	上漲	中性	1250	1250	804	750

We Create Fortune

胡志明市交易所 (HSX)

	收盤	漲跌%
VNI	1282.78	-0.10%
VN30	1318.57	0.07%
VN Mid	1941.72	-0.09%
VN Small	1453.18	0.00%

河內交易所 (HSX)

	收盤	漲跌%
HNI	238.47	0.02%
HN30	527.11	-0.14%
VNX AllSh	1324.48	0.02%

UPCOM 市場 (UPCoM)

	收盤	漲跌%
UPCoM	94.49	0.01%

外資交易	成交值 (Bil.VND)
買進	1680.46
賣出	2152.71
買超/賣超	-472.24

外資交易	成交值 (Bil.VND)
買進	45.75
賣出	127.65
買超/賣超	-81.90

外資交易	成交值 (Bil.VND)
買進	15.78
賣出	6.26
買超/賣超	9.53

上漲排名/股碼	漲跌(VND)	漲跌%
TNH	1550	7.00%
VNE	300	6.88%
SGR	2250	6.81%
ITA	230	6.13%
SSB	1050	4.85%

上漲排名/股碼	漲跌(VND)	漲跌%
CTP	1400	9.52%
IDJ	600	9.38%
API	700	8.97%
APS	600	8.45%
GKM	1700	5.00%

上漲排名/股碼	漲跌(VND)	漲跌%
SBB	823	5.41%
MSR	657	5.21%
SGP	770	3.20%
SCL	734	2.88%
VLB	1031	2.83%

下跌排名/股碼	漲跌(VND)	漲跌%
HT1	-450	-3.64%
QCG	-210	-3.14%
HVH	-240	-2.68%
APH	-220	-2.61%
EVG	-170	-2.54%

下跌排名/股碼	漲跌(VND)	漲跌%
VC7	-200	-2.11%
MST	-100	-2.04%
PVI	-1000	-1.89%
IDC	-1100	-1.78%
HBS	-200	-1.64%

下跌排名/股碼	漲跌(VND)	漲跌%
PSB	-1074	-11.43%
TVN	-227	-2.27%
C4G	-189	-1.97%
MFS	-602	-1.80%
DDV	-305	-1.61%

*備註：市值>5,000 億盾；成交值>15 億盾

市值排名/股碼	Bil.VND
VCB	518,667,669
BID	288,442,057
GAS	195,222,887
FPT	194,969,817
CTG	183,653,718

市值排名/股碼	Bil.VND
IDC	20,360,996
PVS	19,453,228
HUT	15,529,708
MBS	15,427,020
THD	13,667,499

市值排名/股碼	Bil.VND
VGI	213,021,127
MCH	151,404,773
BSR	75,351,442
VEA	59,097,051
MVN	48,628,616

交易量排名/股碼	成交值	30 日均
TCB	28,967,900	16,036,205
HPG	24,750,054	20,938,609
NVL	23,817,900	13,120,114
VRE	22,107,901	9,822,822
VIX	18,951,500	23,892,056

交易量排名/股碼	成交值	30 日均
SHS	181,562,602,200	10,304,351
CEO	145,769,284,800	5,286,486
IDJ	42,537,562,000	1,050,386
MBS	90,401,711,500	3,691,919
APS	23,353,691,300	732,239

交易量排名/股碼	成交值	30 日均
BSR	140,839,339,000	9,665,129
OIL	48,583,112,400	2,764,567
BVB	24,890,647,900	2,311,736
VEA	63,007,081,800	1,038,769
PSB	11,314,606,700	269,502

資料源: Bloomberg & Yuanta Research

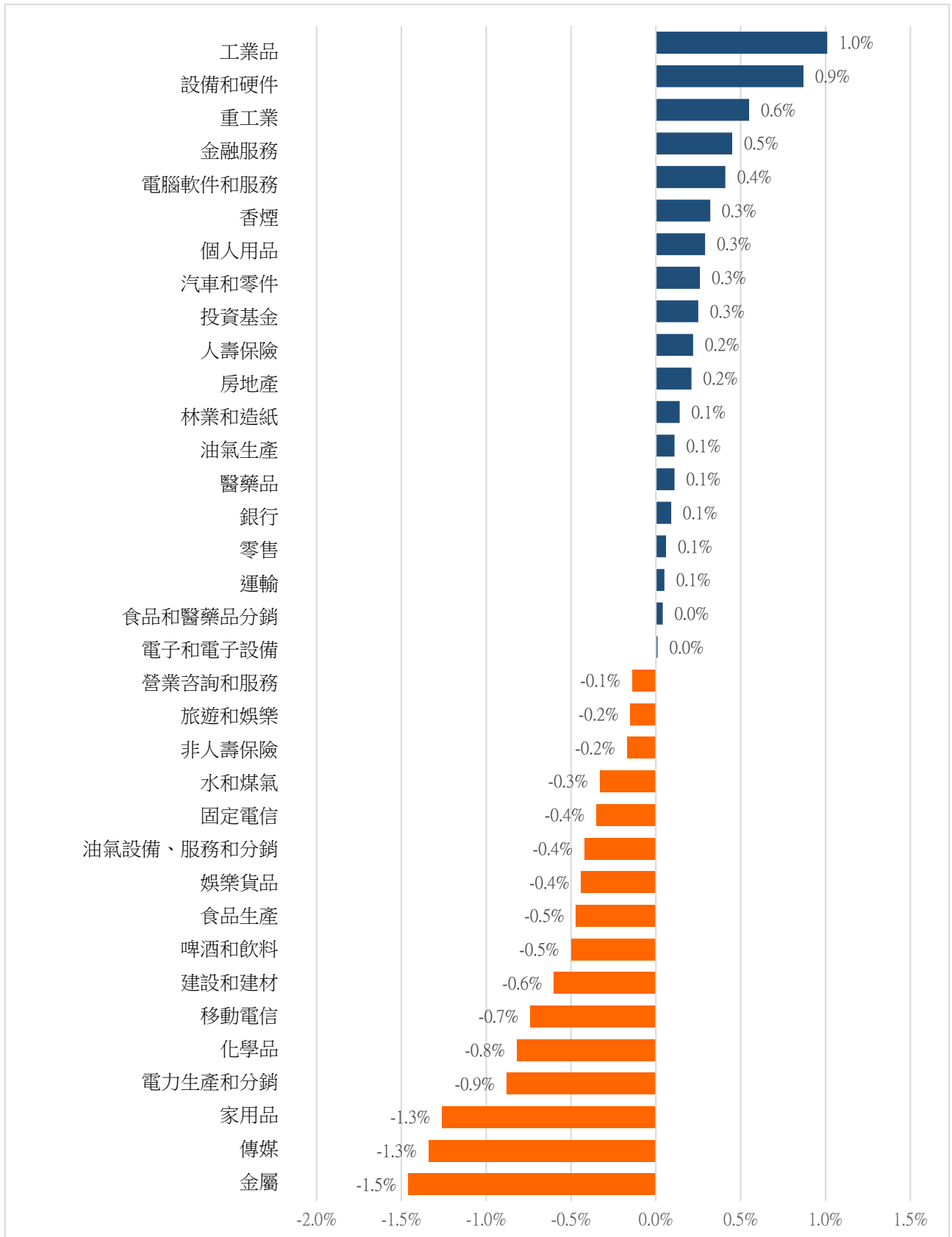
資料源: Bloomberg & Yuanta Research

資料源: Bloomberg & Yuanta Research



We Create Fortune

各行業板塊的交易走勢



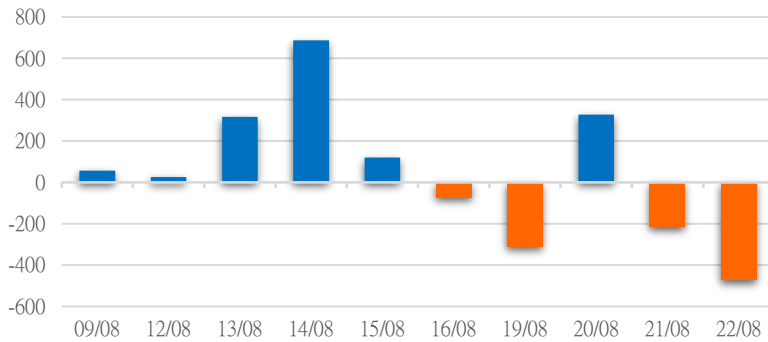
資料源: FimPro - YSVN



We Create Fortune

外資買進賣統計

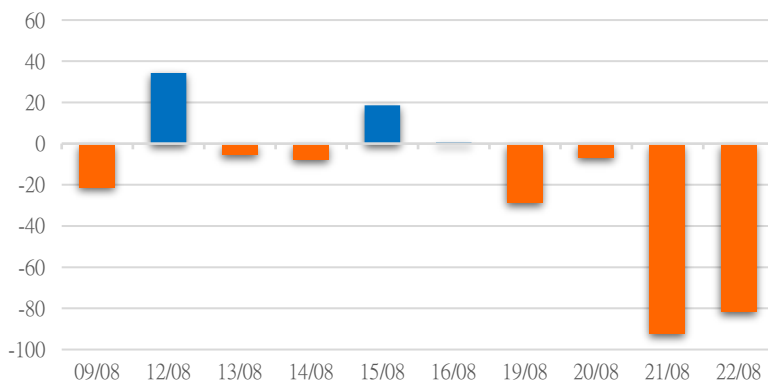
HSX 外資每日買/賣超



證券代碼	買超金額 (Mil.VND)	證券代碼	賣超金額 (Mil.VND)
FPT	273,841	HPG	-157,224
CTG	193,378	MWG	-96,344
VCB	131,493	MSN	-75,192
BID	41,174	TCB	-72,749
TCH	31,055	HSG	-66,414

HSX 外資買/賣超的前 5 名

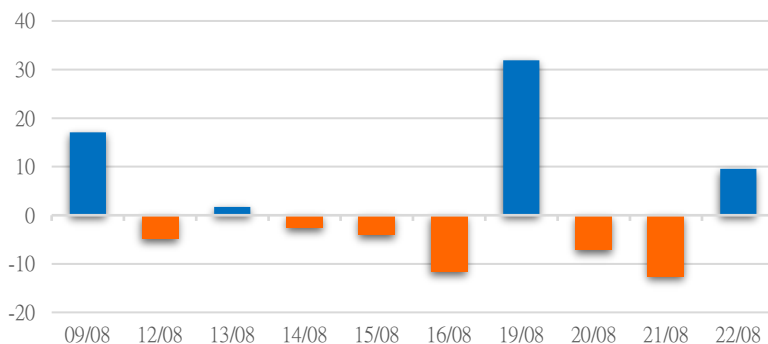
HNX 外資每日買/賣超



證券代碼	買超金額 (Mil.VND)	證券代碼	賣超金額 (Mil.VND)
CEO	2,075	IDC	-27,296
MBS	1,650	PVI	-26,340
VTZ	952	PVS	-16,725
PVB	305	NTP	-4,833
VIG	273	SHS	-1,943

HNX 外資買/賣超的前 5 名

UPCOM 外資每日買/賣超



證券代碼	買超金額 (Mil.VND)	證券代碼	賣超金額 (Mil.VND)
VEA	4,568	NTC	-1,990
QNS	3,021	VAB	-443
BSR	1,553	PAT	-97
MCH	765	MSR	-80
OIL	666	BCR	-23

UPCOM 外資買/賣超的前 5 名

源: FiinPro - YSVN



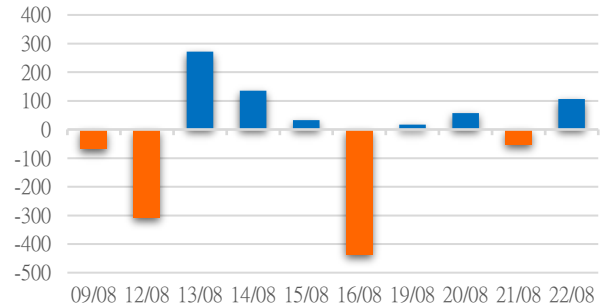
We Create **Fortune**

自營統計

證券代碼	買超金額 (Mіл.VND)	證券代碼	賣超金額 (Mіл.VND)
VNM	70,843	TCD	76,507
PC1	32,278	FPT	19,744
VHM	29,729	VIB	16,305
PNJ	27,085	HPG	14,053
LPB	22,221	NHH	10,549

HSX 自營交易最大前名

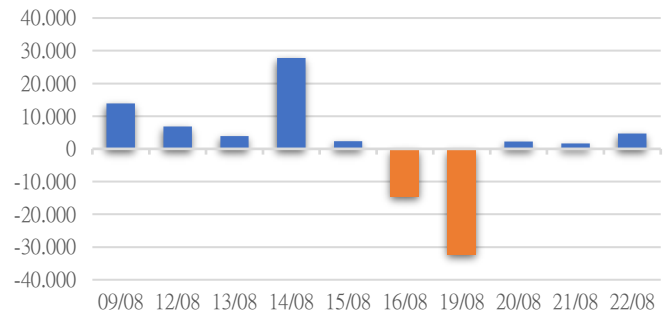
HSX 自營交易每日買/賣超
(Bil.VND)



證券代碼	買超金額 (Mіл.VND)	證券代碼	賣超金額 (Mіл.VND)
PVS	4,047		
IDC	605		
NDN	39		

HNX 自營交易最大前名

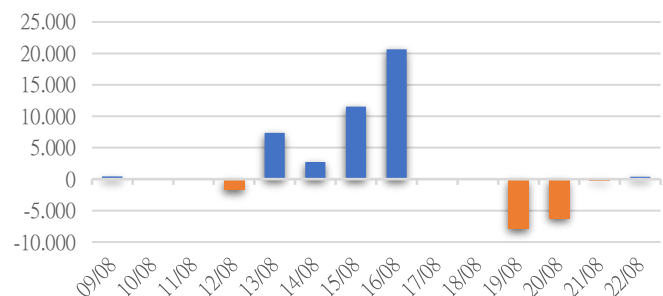
HNX 自營交易每日買/賣超
(Mіл.VND)



證券代碼	買超金額 (Mіл.VND)	證券代碼	賣超金額 (Mіл.VND)
FOX	188.60		
APF	177.00		

UPCoM 自營交易最大前名

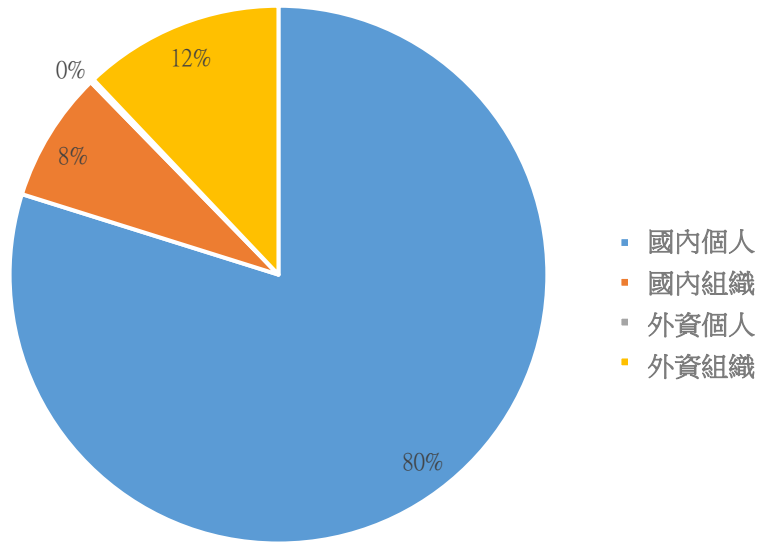
UPCoM 自營交易每日買/賣超
(Mіл.VND)





We Create **Fortune**

越南證券市場投資人類別統計

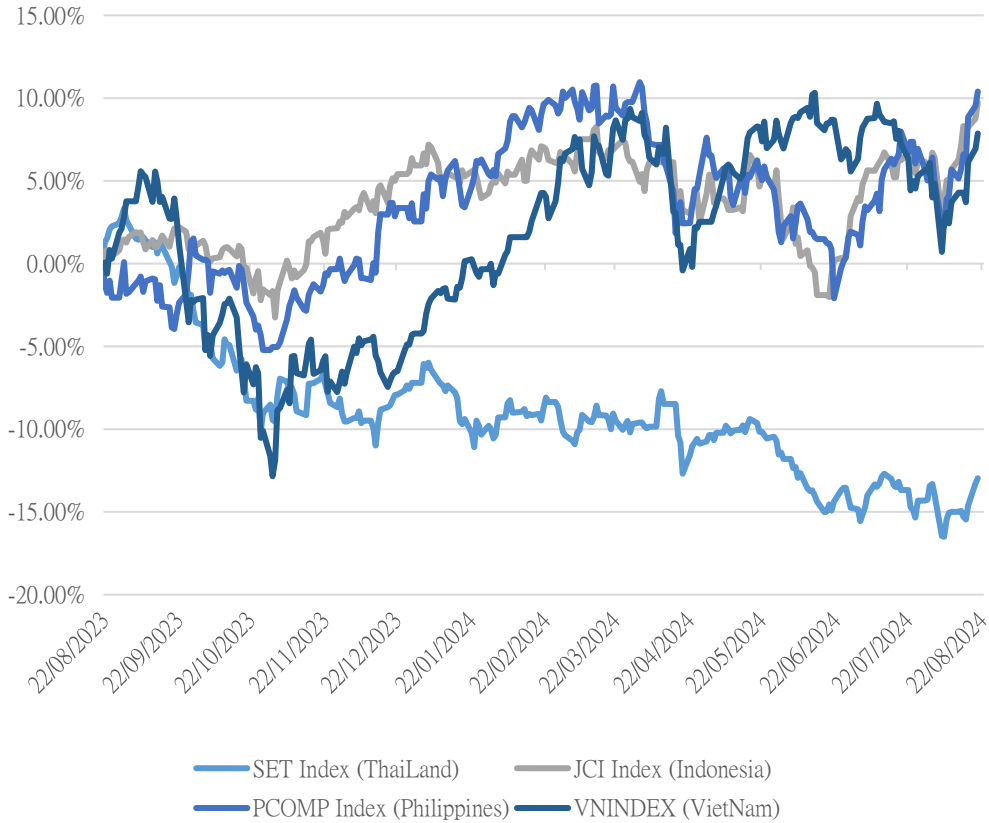


資料源: FiinPro - YSVN



We Create Fortune

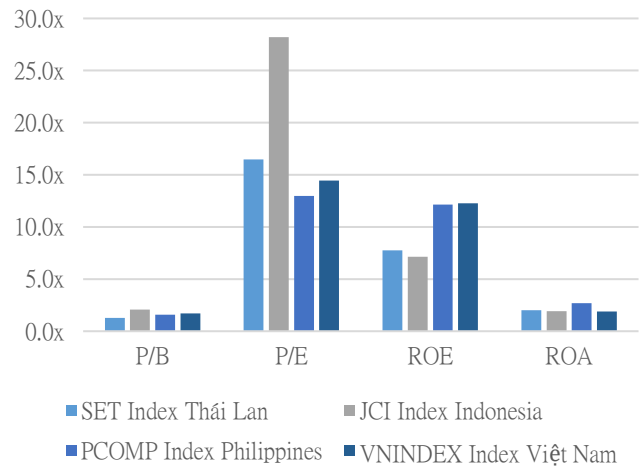
東南亞主要市場走勢比較



東南亞主要市場數據

		Thailand	Indonesia	Philippines	Vietnam
P/B		1.3x	2.1x	1.6x	1.7x
P/E		16.5x	28.2x	13.0x	14.5x
ROE	%	7.75	7.13	12.14	12.28
ROA	%	2.00	1.92	2.68	1.90
Vốn hóa	Tỷ USD	478.49	825.43	169.03	209.81
GTGD	Triệu USD	1.35	0.68	0.12	0.72
LS cổ tức	%	3.53	3.22	2.68	1.61

源: Bloomberg & YSVN





We Create **Fortune**

元大證券（越南）公司

個人客戶分析部

Nguyễn Th ệ Minh
研究分析經理
+84 28 3622 6868 ext 3826
minh.nguyen@yuanta.com.vn

Lý Thị Hi ệ n
研究分析主管
+84 28 3622 6868 ext 3908
hien.ly@yuanta.com.vn

Quách Đức Khánh
研究分析副主管
+84 28 3622 6868 ext 3833
khanh.quach@yuanta.com.vn

Khổng Hữu Hiệp
高級分析專員
+84 28 3622 6868 ext 3912
hiiep.khong@yuanta.com.vn

Nguyễn Trịnh Ngọc Hồng
高級分析專員
+84 28 3622 6868 ext 3832
hong.nguyen@yuanta.com.vn

Phạm Tấn Phát
高級分析專員
+84 28 3622 6868 ext 3880
phat.pham@yuanta.com.vn

個人客戶業務部

Phạm Đắc Thành
北部營業中心經理
+84 28 3622 6868 ext 3416
thanh.pham@yuanta.com.vn

Võ Thị Thu Thủy
平陽分行經理
+84 28 3622 6868 ext 3505
thuy.vo@yuanta.com.vn

Lương Kỳ Ty
堤岸分行經理
+84 28 3622 6868 ext 3653
ty.luong@yuanta.com.vn

Bùi Quốc Phong
同奈分行經理
+84 28 3622 6868 ext 3701
phong.bui@yuanta.com.vn

Võ Đình Tuấn
峴港分行經理
+84 28 3622 6868 ext 3301
tuan.vo@yuanta.com.vn

Nguyễn Việt Quang
河內分行經理
+84 28 3622 6868 ext 3404
quang.nguyen@yuanta.com.vn

Đinh Thị Thu Cúc
頭頓分行經理
+84 28 3622 6868 ext 3203
cuc.dinh@yuanta.com.vn



We Create **Fortune**

Appendix A: Important Disclosures

Analyst Certification

Each research analyst primarily responsible for the content of this research report, in whole or in part, certifies that with respect to each security or issuer that the analyst covered in this report: (1) all of the views expressed accurately reflect his or her personal views about those securities or issuers; and (2) no part of his or her compensation was, is, or will be, directly or indirectly, related to the specific recommendations or views expressed by that research analyst in the research report.

Ratings Definitions

BUY: We have a positive outlook on the stock based on our expected absolute or relative return over the investment period. Our thesis is based on our analysis of the company's outlook, financial performance, catalysts, valuation and risk profile. We recommend investors add to their position.

HOLD-Outperform: In our view, the stock's fundamentals are relatively more attractive than peers at the current price. Our thesis is based on our analysis of the company's outlook, financial performance, catalysts, valuation and risk profile.

HOLD-Underperform: In our view, the stock's fundamentals are relatively less attractive than peers at the current price. Our thesis is based on our analysis of the company's outlook, financial performance, catalysts, valuation and risk profile.

SELL: We have a negative outlook on the stock based on our expected absolute or relative return over the investment period. Our thesis is based on our analysis of the company's outlook, financial performance, catalysts, valuation and risk profile. We recommend investors reduce their position.

Under Review: We actively follow the company, although our estimates, rating and target price are under review.

Restricted: The rating and target price have been suspended temporarily to comply with applicable regulations and/or Yuanta policies.

Note: Yuanta research coverage with a Target Price is based on an investment period of 12 months. Greater China Discovery Series coverage does not have a formal 12 month Target Price and the recommendation is based on an investment period specified by the analyst in the report.

Global Disclaimer

© 2018 Yuanta. All rights reserved. The information in this report has been compiled from sources we believe to be reliable, but we do not hold ourselves responsible for its completeness or accuracy. It is not an offer to sell or solicitation of an offer to buy any securities. All opinions and estimates included in this report constitute our judgment as of this date and are subject to change without notice.

This report provides general information only. Neither the information nor any opinion expressed herein constitutes an offer or invitation to make an offer to buy or sell securities or other investments. This material is prepared for general circulation to clients and is not intended to provide tailored investment advice and does not take into account the individual financial situation and objectives of any specific person who may receive this report. Investors should seek financial advice regarding the appropriateness of investing in any securities, investments or investment strategies discussed or recommended in this report. The information contained in this report has been compiled from sources believed to be reliable but no representation or warranty, express or implied, is made as to its accuracy, completeness or correctness. This report is not (and should not be construed as) a solicitation to act as securities broker or dealer in any jurisdiction by any person or company that is not legally permitted to carry on such business in that jurisdiction.

Yuanta research is distributed in the United States only to Major U.S. Institutional Investors (as defined in Rule 15a-6 under the Securities Exchange Act of 1934, as amended and SEC staff interpretations thereof). All transactions by a US person in the securities mentioned in this report must be effected through a registered broker-dealer under Section 15 of the Securities Exchange Act of 1934, as amended. Yuanta research is distributed in Taiwan by Yuanta Securities Investment Consulting. Yuanta research is distributed in Hong Kong by Yuanta Securities (Hong Kong) Co. Limited, which is licensed in Hong Kong by the Securities and Futures Commission for regulated activities, including Type 4 regulated activity (advising on securities). In Hong Kong, this research report may not be redistributed, retransmitted or disclosed, in whole or in part or and any form or manner, without the express written