

當日市場：鋼鐵股復甦

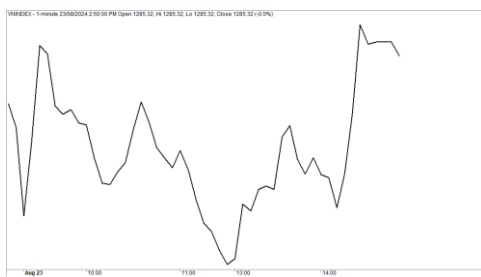
2024/08/26

市場走勢

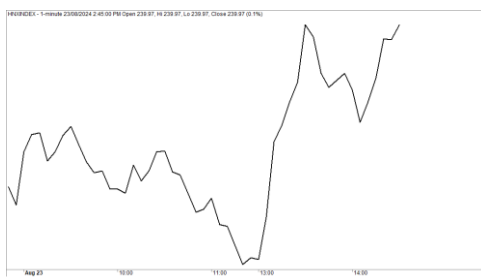
市場指數	VNI	HNI	UPCOM
收盤	1,285.32	240.07	94.41
%日	0.20%	0.67%	-0.09%
%週	4.84%	4.34%	2.51%
%月	2.24%	0.04%	-1.21%
%年	8.66%	-0.49%	5.56%
<b>成交值(Bil.VND)</b>			
當日	16,810	1,321	666
日均量/週	18,990	1,426	912
日均量/月	16,154	1,203	866
<b>外資進出</b>			
買進	1,543.83	82.19	29.67
賣出	1,621.94	127.48	9.69
買賣超	-78.10	-45.29	19.98
<b>市場漲跌家數</b>			
上漲	143	74	170
下跌	179	75	199
持平	98	167	534
<b>市場指標</b>			
P/E	13.91	16.63	23.09
總市值 (兆盾)	5,268	336	1,479
股息殖利 <sup>2</sup>	1.80%	2.93%	4.19%

資料源: Bloomberg - YSVN

VNINDEX



HNIINDEX



市場走勢

市場指數在交易日猶豫不決，但購買方面佔主導地位，幫助指數收盤上漲。VN-Index 收盤上漲 0.2%，止於 1285.32，而 HNX-Index 上漲 0.67%，而 Upcom-Index 收盤下跌 0.09%。3 市場的交易額沒有太大變化，達到 18 兆 2,230 億越南盾。

指數和行業出現分化並窄幅波動。鋼鐵股是周末交易日的亮點，HPG (1.17%)、HSG (2.17%)、NKG (3.02%) 均積極上漲以及流動性改善。此外，中檔房地產股 (NVL、DIG、PDR)、證券 (SSI、HCM、FTS) 也是走勢積極的各類行業。

VN30-Index 上漲 0.2%，其中有 13 檔上漲股和 8 檔下跌股。BVH (3.35%)、GVR (1.87%)、HPG (1.17%)、CTG (1.01%)、SSI (1.51%)、VNM (0.94%) 是對指數領漲的股票。相反，VRE、TPB、VHM、FPT、MSN 等小幅下跌。

外資繼續降低賣超至僅 430 億越南盾，其中 HPG (1,370 億)、VHM (560 億)、HSG (420 億) 在賣超方面的榜首。相反，FPT (1,220 億)、CTG (610 億)、STB (560 億) 在買超方面領先。

市場短期觀點

我們認為本市場可能會在本周的首個交易日繼續上漲，VN-Index 可能會重新測試 1,300 點。同時，我們看到市場在此階段有很多支持 VN-Index 突破 1,300 點的因素，尤其是儘管銀行和證券股在最近幾的多個交易日再次上漲，但這兩類股的估值仍然較低，因此這兩類股票的上漲空間仍有很大，並幫助突破 VN-Index 的 1,300 點。此外，情緒指標持續大幅上漲，顯示投資者更加樂觀，短期風險依然較低。

大盤的短期走勢仍維持上漲。因此，我們建議投資者可以繼續利用調整期增加股票比例並買進新股。

從周線圖來看，VN-Index 比前一周收盤上漲 2.6%，交易量大幅增加。同時，市場出現進入積極劇烈波動期的跡象，中期上漲趨勢更加明顯，但主要集中在大型股。另外，大型中長期的走勢仍維持上漲。因此，我們建議投資人者繼續優先買進並持有投資組合高比例的股票，並優先持有大部分大型股。

請在 <https://ysraar.yuanta.com.vn/> 查看有關股票的信號。



We Create Fortune

### 技術分析圖



指數技術分析圖 VN-Index



指數技術分析圖 HNX-Index

指數	短期趨勢	中期趨勢	阻力區 1	阻力區 2	支撐區 1	支撐區 2
VN-Index	上漲	中性	1300	1330	870	800
HNX-Index	上漲	中性	260	306	189	160
VN30	上漲	中性	1336	1350	980	960
VNMidcaps	上漲	中性	1280	1250	963	900
VNSmallcaps	上漲	中性	1250	1250	804	750

We Create Fortune

胡志明市交易所 (HSX)

	收盤	漲跌%
VNI	1285.32	0.20%
VN30	1321.15	0.20%
VN Mid	1943.49	0.09%
VN Small	1450.41	-0.19%

河內交易所 (HSX)

	收盤	漲跌%
HNI	240.07	0.67%
HN30	531.52	0.84%
VNX AllSh	1326.14	0.13%

UPCOM 市場 (UPCoM)

	收盤	漲跌%
UPCoM	94.41	-0.09%

外資交易	成交值 (Bil.VND)
買進	1543.83
賣出	1621.94
買超/賣超	-78.10

外資交易	成交值 (Bil.VND)
買進	82.19
賣出	127.48
買超/賣超	-45.29

外資交易	成交值 (Bil.VND)
買進	29.67
賣出	9.69
買超/賣超	19.98

上漲排名/股碼	漲跌(VND)	漲跌%
EVG	450	6.90%
DC4	750	6.82%
SGR	1900	5.38%
HCD	400	3.92%
CCL	340	3.62%

上漲排名/股碼	漲跌(VND)	漲跌%
CTP	1600	9.94%
DL1	600	9.23%
DVG	100	7.14%
NVB	500	5.49%
VGS	1500	4.18%

上漲排名/股碼	漲跌(VND)	漲跌%
SBB	1871	11.69%
TIS	227	3.91%
CSI	486	1.76%
WSB	104	0.21%
GDA	46	0.17%

下跌排名/股碼	漲跌(VND)	漲跌%
APH	-570	-6.95%
RDP	-190	-6.91%
NHH	-950	-6.31%
VTO	-500	-3.52%
TCO	-500	-3.45%

下跌排名/股碼	漲跌(VND)	漲跌%
DXP	-200	-1.65%
NTP	-1000	-1.42%
CSC	-400	-1.31%
APS	-100	-1.30%
VTZ	-200	-1.28%

下跌排名/股碼	漲跌(VND)	漲跌%
POM	-199	-6.63%
PSB	-506	-6.10%
MFS	-804	-2.44%
SGP	-586	-2.35%
DGT	-180	-2.28%

\*備註：市值>5,000 億盾；成交值>15 億盾

市值排名/股碼	Bil.VND
VCB	516,432,033
BID	286,731,926
FPT	195,407,951
GAS	194,074,517
CTG	185,801,714

市值排名/股碼	Bil.VND
IDC	19,997,996
PVS	19,405,431
MBS	15,591,137
HUT	15,440,457
THD	13,705,999

市值排名/股碼	Bil.VND
VGI	211,496,177
MCH	150,313,444
BSR	74,923,573
VEA	59,474,430
MVN	47,778,600

交易量排名/股碼	成交值	30 日均
SSI	31,977,766	14,637,852
NVL	28,515,500	12,456,749
VIX	28,508,900	23,469,469
TCB	27,522,105	16,644,786
HPG	23,974,352	21,140,246

交易量排名/股碼	成交值	30 日均
SHS	170,767,990,100	9,923,216
CEO	139,563,659,000	5,388,615
DL1	22,239,762,600	1,728,858
HUT	60,794,509,900	2,316,390
IDJ	26,723,817,800	1,262,145

交易量排名/股碼	成交值	30 日均
BSR	169,132,005,800	9,541,280
OIL	41,761,284,000	2,767,348
POM	5,860,951,800	209,910
VGTT	31,369,471,900	2,339,956
BCR	8,414,658,300	2,160,655

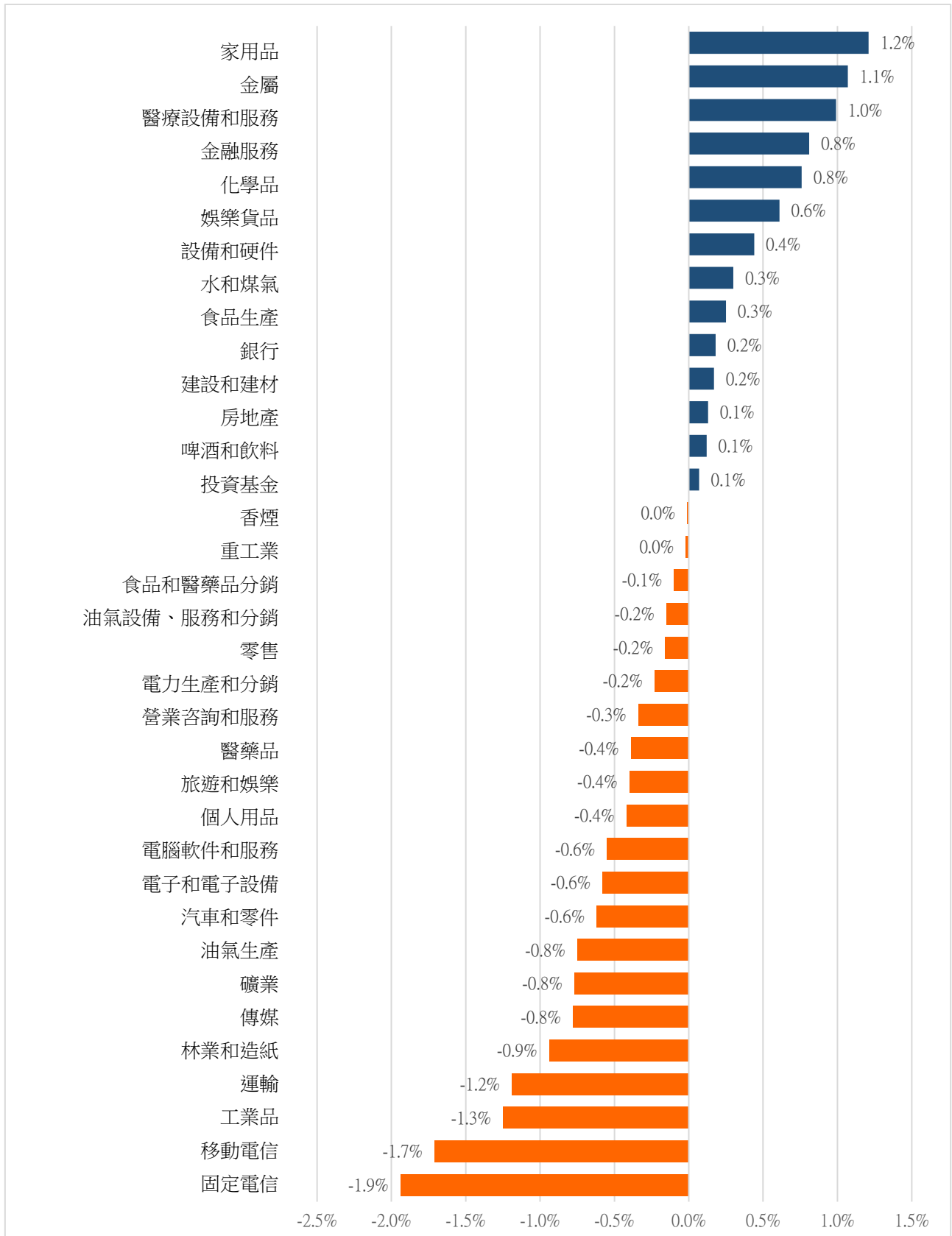
資料源: Bloomberg & Yuanta Research

資料源: Bloomberg & Yuanta Research

資料源: Bloomberg & Yuanta Research

We Create Fortune

### 各行業板塊的交易走勢



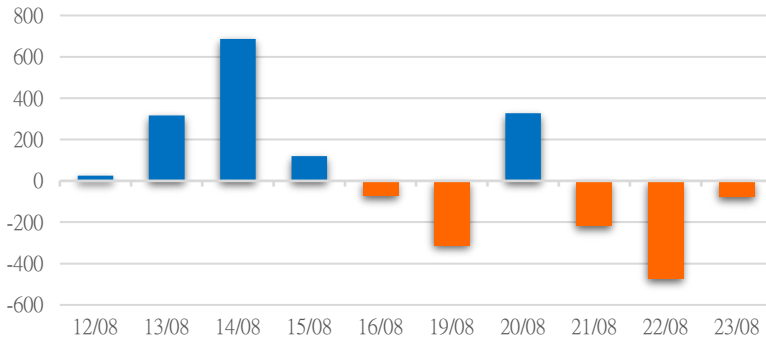
資料源: FinPro - YSVN



We Create Fortune

## 外資買進賣統計

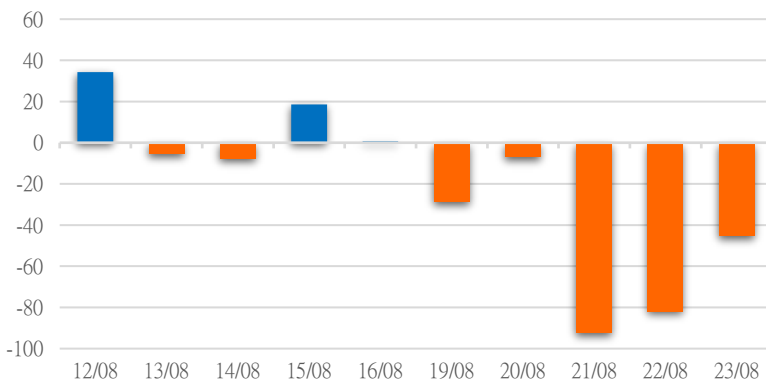
HSX 外資每日買/賣超



證券代碼	買超金額 (Mil.VND)	證券代碼	賣超金額 (Mil.VND)
FPT	122,310	HPG	-137,817
CTG	61,340	VHM	-56,135
STB	55,595	HSG	-41,750
TCH	34,100	VPB	-32,035
VCB	31,902	NVL	-29,631

HSX 外資買/賣超的前 5 名

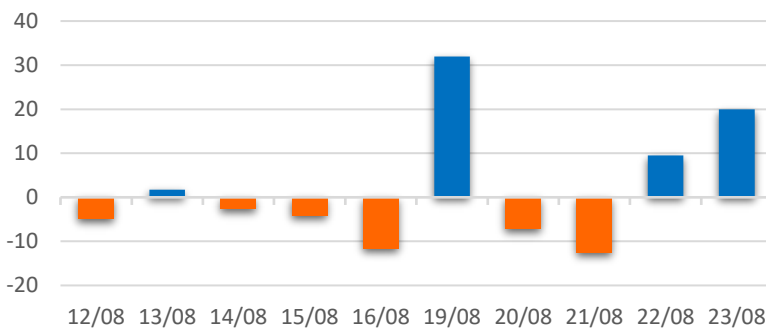
HNX 外資每日買/賣超



證券代碼	買超金額 (Mil.VND)	證券代碼	賣超金額 (Mil.VND)
CEO	5,015	PVI	-46,432
TNG	3,881	NTP	-4,470
VGS	1,751	DTD	-1,227
LAS	854	API	-995
IDC	410	HUT	-926

HNX 外資買/賣超的前 5 名

UPCOM 外資每日買/賣超



證券代碼	買超金額 (Mil.VND)	證券代碼	賣超金額 (Mil.VND)
MCH	14,750	QTP	-1,166
OIL	3,073	MFS	-826
QNS	878	PAT	-691
KLB	296	VEA	-619
HPD	264	VAB	-368

UPCOM 外資買/賣超的前 5 名

源: FiinPro - YSVN



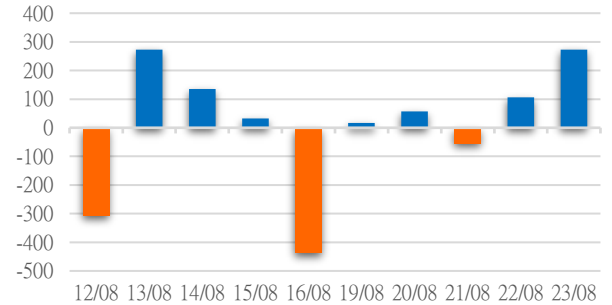
We Create Fortune

## 自營統計

證券代碼	買超金額 (Mіл.VND)	證券代碼	賣超金額 (Mіл.VND)
VNM	33,892	NHH	13,078
PC1	29,099	VIB	12,960
MBB	27,587	CTG	10,331
TCB	20,923	DPM	10,130
VHM	20,220	VCG	9,535

HSX 自營交易最大前名

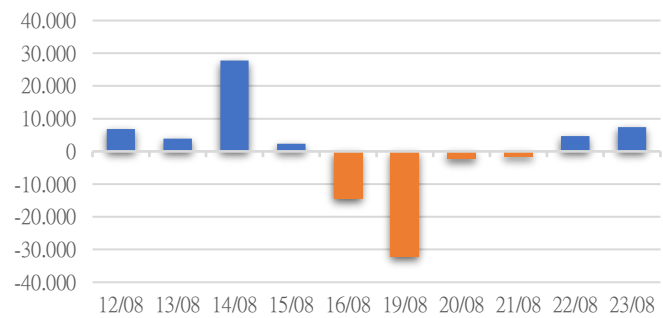
HSX 自營交易每日買/賣超  
(Bil.VND)



證券代碼	買超金額 (Mіл.VND)	證券代碼	賣超金額 (Mіл.VND)
PVS	4,029		
IDC	3,104		
NDN	289		

HNX 自營交易最大前名

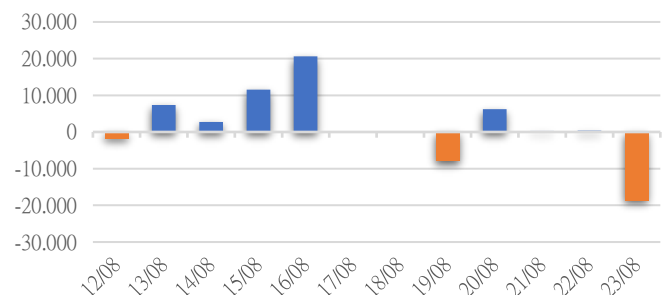
HNX 自營交易每日買/賣超  
(Mіл.VND)



證券代碼	買超金額 (Mіл.VND)	證券代碼	賣超金額 (Mіл.VND)
		MCH	14,008
		ACV	2,607
		BCR	2,003

UPCoM 自營交易最大前名

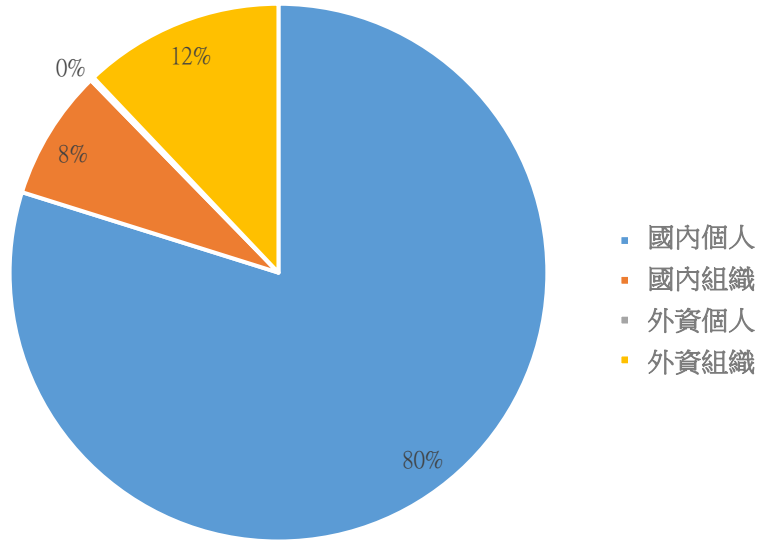
UPCoM 自營交易每日買/賣超  
(Mіл.VND)





We Create **Fortune**

### 越南證券市場投資人類別統計

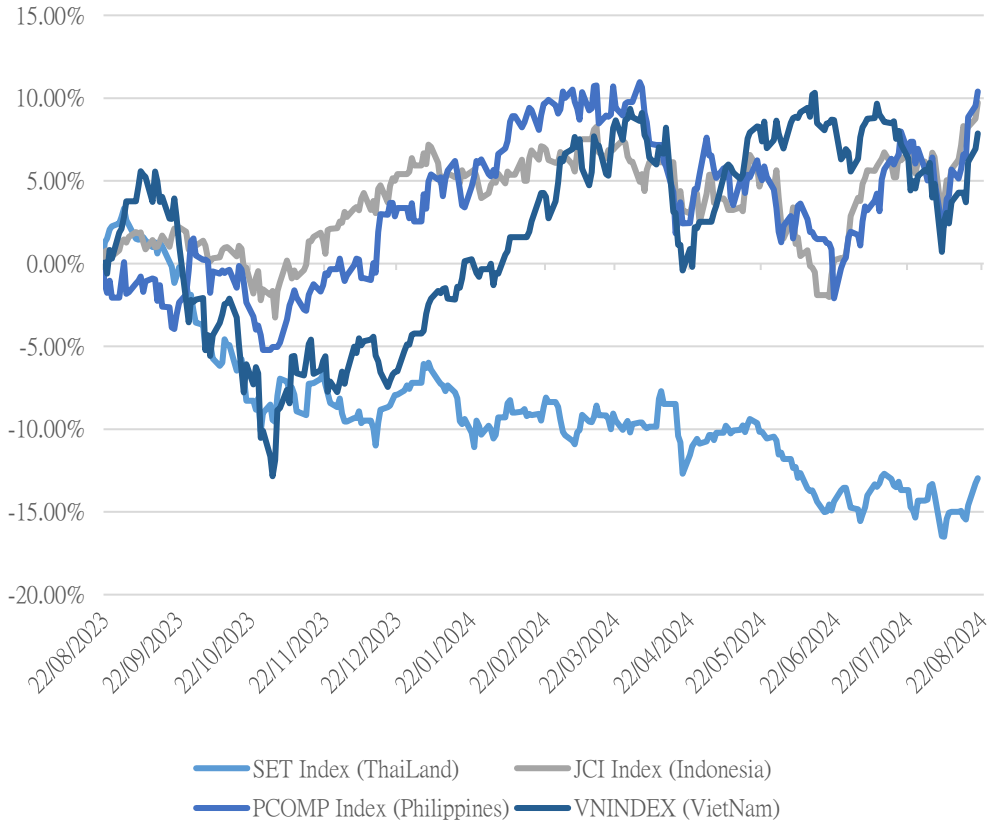


資料源: FiinPro - YSVN



We Create Fortune

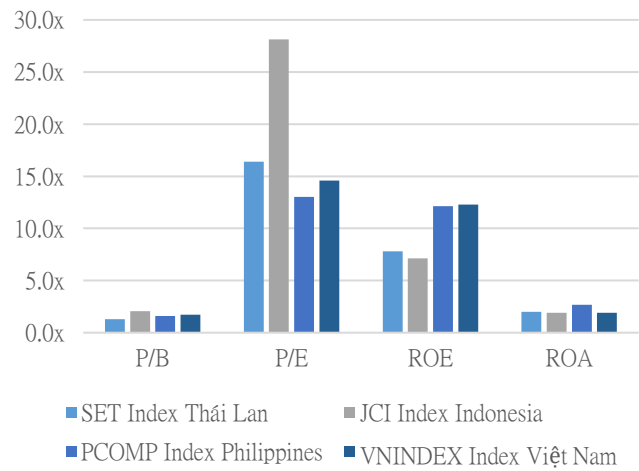
### 東南亞主要市場走勢比較



### 東南亞主要市場數據

		Thailand	Indonesia	Philippines	Vietnam
P/B		1.3x	2.1x	1.6x	1.7x
P/E		16.4x	28.1x	13.0x	14.6x
ROE	%	7.79	7.13	12.14	12.27
ROA	%	2.01	1.92	2.68	1.90
Vốn hóa	Tỷ USD	483.56	821.44	169.72	211.15
GTGD	Triệu USD	1.07	0.71	0.07	0.56
LS cổ tức	%	3.49	3.23	2.67	1.60

源: Bloomberg & YSVN







We Create **Fortune**

## 元大證券（越南）公司

### 個人客戶分析部

**Nguyễn Th ệ Minh**  
研究分析經理  
+84 28 3622 6868 ext 3826  
minh.nguyen@yuanta.com.vn

**Lý Thị Hi ệ n**  
研究分析主管  
+84 28 3622 6868 ext 3908  
hien.ly@yuanta.com.vn

**Quách Đức Khánh**  
研究分析副主管  
+84 28 3622 6868 ext 3833  
khanh.quach@yuanta.com.vn

**Khổng Hữu Hiệp**  
高級分析專員  
+84 28 3622 6868 ext 3912  
hiiep.khong@yuanta.com.vn

**Nguyễn Trịnh Ngọc Hồng**  
高級分析專員  
+84 28 3622 6868 ext 3832  
hong.nguyen@yuanta.com.vn

**Phạm Tấn Phát**  
高級分析專員  
+84 28 3622 6868 ext 3880  
phat.pham@yuanta.com.vn

### 個人客戶業務部

**Phạm Đắc Thành**  
北部營業中心經理  
+84 28 3622 6868 ext 3416  
thanh.pham@yuanta.com.vn

**Võ Thị Thu Thủy**  
平陽分行經理  
+84 28 3622 6868 ext 3505  
thuy.vo@yuanta.com.vn

**Lương Kỳ Ty**  
堤岸分行經理  
+84 28 3622 6868 ext 3653  
ty.luong@yuanta.com.vn

**Bùi Quốc Phong**  
同奈分行經理  
+84 28 3622 6868 ext 3701  
phong.bui@yuanta.com.vn

**Võ Đình Tuấn**  
峴港分行經理  
+84 28 3622 6868 ext 3301  
tuan.vo@yuanta.com.vn

**Nguyễn Việt Quang**  
河內分行經理  
+84 28 3622 6868 ext 3404  
quang.nguyen@yuanta.com.vn

**Đinh Thị Thu Cúc**  
頭頓分行經理  
+84 28 3622 6868 ext 3203  
cuc.dinh@yuanta.com.vn



We Create **Fortune**

## Appendix A: Important Disclosures

### Analyst Certification

Each research analyst primarily responsible for the content of this research report, in whole or in part, certifies that with respect to each security or issuer that the analyst covered in this report: (1) all of the views expressed accurately reflect his or her personal views about those securities or issuers; and (2) no part of his or her compensation was, is, or will be, directly or indirectly, related to the specific recommendations or views expressed by that research analyst in the research report.

### Ratings Definitions

**BUY:** We have a positive outlook on the stock based on our expected absolute or relative return over the investment period. Our thesis is based on our analysis of the company's outlook, financial performance, catalysts, valuation and risk profile. We recommend investors add to their position.

**HOLD-Outperform:** In our view, the stock's fundamentals are relatively more attractive than peers at the current price. Our thesis is based on our analysis of the company's outlook, financial performance, catalysts, valuation and risk profile.

**HOLD-Underperform:** In our view, the stock's fundamentals are relatively less attractive than peers at the current price. Our thesis is based on our analysis of the company's outlook, financial performance, catalysts, valuation and risk profile.

**SELL:** We have a negative outlook on the stock based on our expected absolute or relative return over the investment period. Our thesis is based on our analysis of the company's outlook, financial performance, catalysts, valuation and risk profile. We recommend investors reduce their position.

**Under Review:** We actively follow the company, although our estimates, rating and target price are under review.

**Restricted:** The rating and target price have been suspended temporarily to comply with applicable regulations and/or Yuanta policies.

Note: Yuanta research coverage with a Target Price is based on an investment period of 12 months. Greater China Discovery Series coverage does not have a formal 12 month Target Price and the recommendation is based on an investment period specified by the analyst in the report.

### Global Disclaimer

© 2018 Yuanta. All rights reserved. The information in this report has been compiled from sources we believe to be reliable, but we do not hold ourselves responsible for its completeness or accuracy. It is not an offer to sell or solicitation of an offer to buy any securities. All opinions and estimates included in this report constitute our judgment as of this date and are subject to change without notice.

This report provides general information only. Neither the information nor any opinion expressed herein constitutes an offer or invitation to make an offer to buy or sell securities or other investments. This material is prepared for general circulation to clients and is not intended to provide tailored investment advice and does not take into account the individual financial situation and objectives of any specific person who may receive this report. Investors should seek financial advice regarding the appropriateness of investing in any securities, investments or investment strategies discussed or recommended in this report. The information contained in this report has been compiled from sources believed to be reliable but no representation or warranty, express or implied, is made as to its accuracy, completeness or correctness. This report is not (and should not be construed as) a solicitation to act as securities broker or dealer in any jurisdiction by any person or company that is not legally permitted to carry on such business in that jurisdiction.

Yuanta research is distributed in the United States only to Major U.S. Institutional Investors (as defined in Rule 15a-6 under the Securities Exchange Act of 1934, as amended and SEC staff interpretations thereof). All transactions by a US person in the securities mentioned in this report must be effected through a registered broker-dealer under Section 15 of the Securities Exchange Act of 1934, as amended. Yuanta research is distributed in Taiwan by Yuanta Securities Investment Consulting. Yuanta research is distributed in Hong Kong by Yuanta Securities (Hong Kong) Co. Limited, which is licensed in Hong Kong by the Securities and Futures Commission for regulated activities, including Type 4 regulated activity (advising on securities). In Hong Kong, this research report may not be redistributed, retransmitted or disclosed, in whole or in part or and any form or manner, without the express written