

當日市場：市場的上漲勢頭放緩

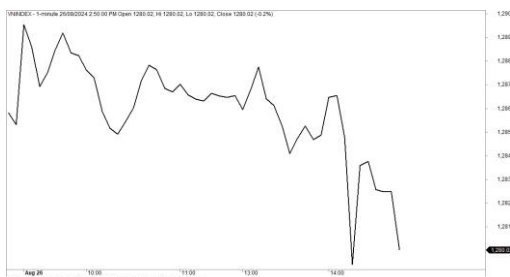
2024/08/27

市場走勢

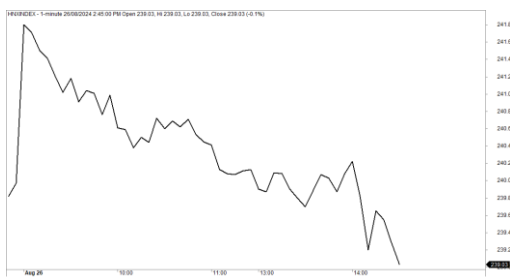
市場指數	VNI	HNI	UPCOM
收盤	1,280.02	238.97	94.16
%日	-0.41%	-0.46%	-0.26%
%週	1.46%	1.25%	0.47%
%月	3.05%	0.98%	-1.07%
%年	8.17%	-1.62%	3.46%
成交值(Bil.VND)			
當日	18,276	1,246	609
日均量/週	18,060	1,320	759
日均量/月	16,535	1,239	844
外資進出			
買進	1,395.01	34.35	24.64
賣出	1,785.08	80.78	7.39
買賣超	-390.07	-46.43	17.24
市場漲跌家數			
上漲	114	63	163
下跌	210	89	170
持平	96	163	570
市場指標			
P/E	13.94	16.59	22.91
總市值 (兆盾)	5,278	337	1,467
股息殖利率 ²	1.97%	2.91%	4.13%

資料源: Bloomberg - YSVN

VNINDEX



HNIINDEX



市場走勢

美國股市在周末的交易日大幅上漲時，市場指數在盤初的交易日上漲，但在缺乏領先板塊的情況下，市場指數在尾盤的交易日回歸下跌。VN-Index 收盤下跌 0.41%，止於 1,280.02 點，而 HNX-Index 下跌 0.46%，Upcom-Index 下跌 0.26%。3 市場的交易額均增至 20 兆 1,310 億越南盾。

MSN (-2.18%)、GVR (-1.13%)、FPT (-1.2%)、CTG (-1%)、BCM (-2.07%) 是對該指數負面貢獻最大的股票。相反，SSI、VHM、VIC、VPB、VRE 是逆市的股票，漲幅超過 1%。

獲利壓力在當日加大，其中中型股被拋售最多，其中 AAA、CSV、TCH、NKG、PVD 等下跌超過 1%。相反，DC4 在連續第二個交易日大幅漲停。此外，證券板塊也受到關注，HCM (3.3%) 和 VCI (2.11%) 是上漲的兩檔股票。

外資繼續賣超超過 4,180 億越南盾，其中 HPG (1,490 億)、HSG (720 億)、VPB (660 億) 在賣超方面的榜首。相反，HCM (660 億)、VCI (570 億)、FPT (550 億) 在買超方面領先。

市場短期觀點

我們認為市場可能會在下一交易日繼續調整，VN-Index 最近的支撐位是 1,270 點。同時，我們評估這只是先前一系列連續上漲後的技術調整，尤其是銀行和證券指數上漲附近至短期阻力位。不過，我們評估短期風險仍然較低。

大盤的短期走勢仍維持上漲。因此，我們建議投資者可以繼續利用調整期增加股票比例並買進新股。

請在 <https://ysraar.yuanta.com.vn/> 查看有關股票的信號。

We Create Fortune

技術分析圖



指數技術分析圖 VN-Index



指數技術分析圖 HNX-Index

指數	短期趨勢	中期趨勢	阻力區 1	阻力區 2	支撐區 1	支撐區 2
VN-Index	上漲	中性	1300	1330	870	800
HNX-Index	上漲	中性	260	306	189	160
VN30	上漲	中性	1336	1350	980	960
VNMidcaps	上漲	中性	1280	1250	963	900
VNSmallcaps	上漲	中性	1250	1250	804	750

We Create Fortune

胡志明市交易所 (HSX)

	收盤	漲跌%
VNI	1280.02	-0.41%
VN30	1318.6	-0.19%
VN Mid	1931.77	-0.60%
VN Small	1445.15	-0.36%

河內交易所 (HSX)

	收盤	漲跌%
HNI	238.97	-0.46%
HN30	526.37	-0.97%
VNX AllSh	1321.63	-0.34%

UPCOM 市場 (UPCoM)

	收盤	漲跌%
UPCoM	94.16	-0.26%

外資交易	成交值 (Bil.VND)
買進	1395.01
賣出	1785.08
買超/賣超	-390.07

外資交易	成交值 (Bil.VND)
買進	34.35
賣出	80.78
買超/賣超	-46.43

外資交易	成交值 (Bil.VND)
買進	24.64
賣出	7.39
買超/賣超	17.24

上漲排名/股碼	漲跌(VND)	漲跌%
DC4	800	6.81%
AAT	150	3.87%
HHP	360	3.81%
HBC	180	3.78%
TVS	750	3.37%

上漲排名/股碼	漲跌(VND)	漲跌%
VC2	700	9.46%
BNA	1100	8.94%
MST	400	8.33%
AAV	400	6.35%
DNP	700	3.17%

上漲排名/股碼	漲跌(VND)	漲跌%
CCA	1600	11.51%
VTD	623	7.42%
VOC	1261	7.04%
BLT	3207	5.60%
FOC	3394	4.62%

下跌排名/股碼	漲跌(VND)	漲跌%
TDC	-800	-6.75%
PNJ	-6300	-5.79%
GEE	-1550	-4.35%
TLG	-2400	-4.22%
HVN	-750	-3.43%

下跌排名/股碼	漲跌(VND)	漲跌%
VTZ	-900	-5.84%
NTH	-3000	-5.45%
IDJ	-300	-4.23%
MAS	-1500	-4.00%
APS	-300	-3.95%

下跌排名/股碼	漲跌(VND)	漲跌%
VNA	-1308	-6.74%
DGT	-314	-4.08%
MSR	-234	-1.79%
OIL	-171	-1.11%
VEA	-446	-1.00%

*備註：市值>5,000 億盾；成交值>15 億盾

市值排名/股碼	Bil.VND
VCB	516,432,033
BID	287,872,013
GAS	194,533,865
FPT	194,385,638
CTG	187,681,212

市值排名/股碼	Bil.VND
IDC	20,294,996
PVS	19,309,838
HUT	15,708,211
MBS	15,700,549
THD	13,667,499

市值排名/股碼	Bil.VND
VGI	207,931,875
MCH	149,625,355
BSR	74,225,961
VEA	59,404,004
MVN	46,940,590

交易量排名/股碼	成交值	30 日均
VPB	40,060,003	16,791,898
VIX	31,656,200	23,341,917
SHB	31,586,909	17,939,314
MSB	28,655,500	8,906,971
HCM	22,833,200	7,451,523

交易量排名/股碼	成交值	30 日均
SHS	190,189,081,200	10,049,536
CEO	102,895,286,400	5,618,127
HUT	18,976,731,600	2,285,043
MBS	83,428,335,700	3,390,871
PVS	114,330,179,100	2,800,403

交易量排名/股碼	成交值	30 日均
BSR	188,917,145,800	9,301,039
OIL	37,149,714,500	2,796,879
VGT	23,103,123,100	2,244,616
TVN	10,277,680,900	995,860
BCR	4,958,378,300	2,200,776

資料源: Bloomberg & Yuanta Research

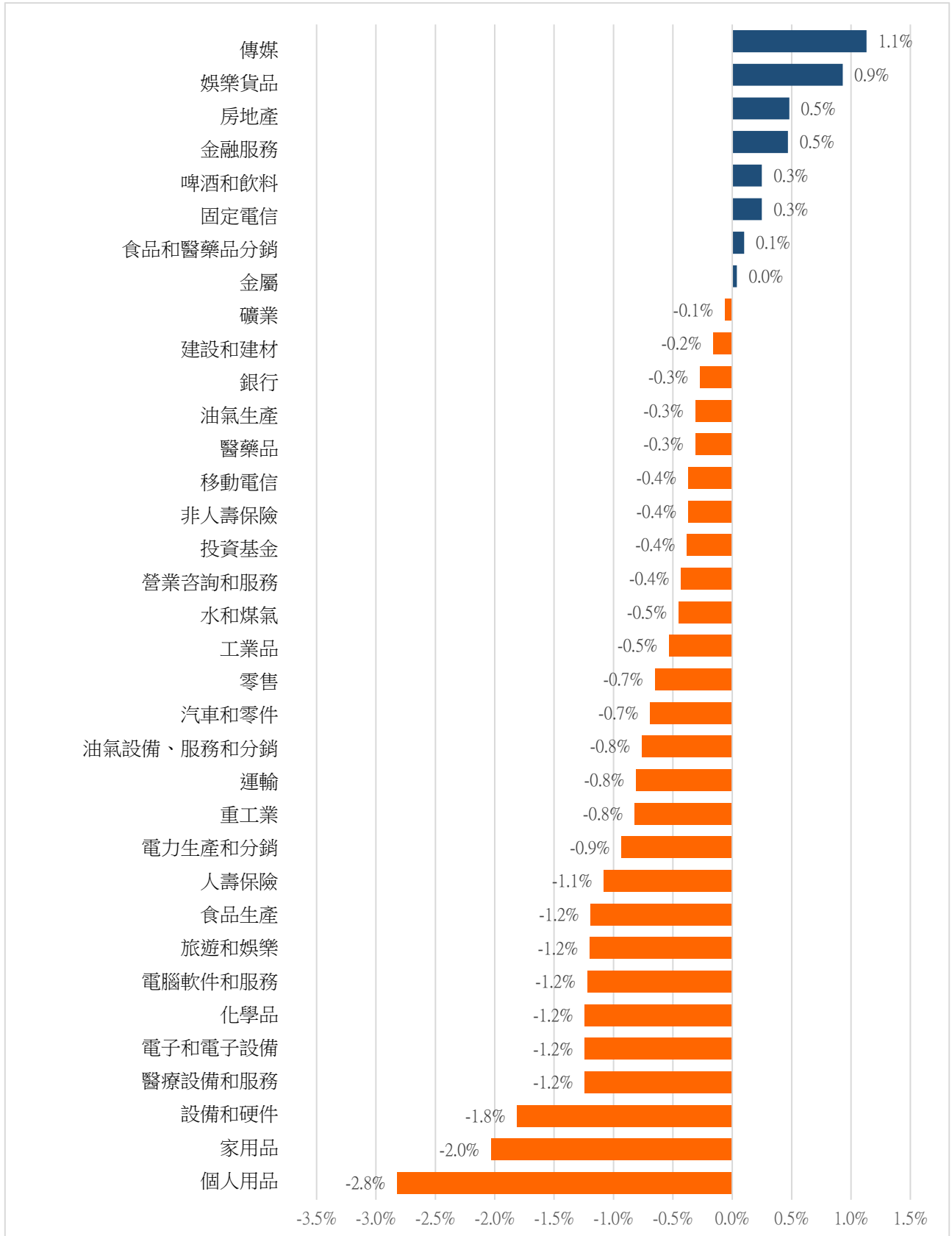
資料源: Bloomberg & Yuanta Research

資料源: Bloomberg & Yuanta Research



We Create Fortune

各行業板塊的交易走勢



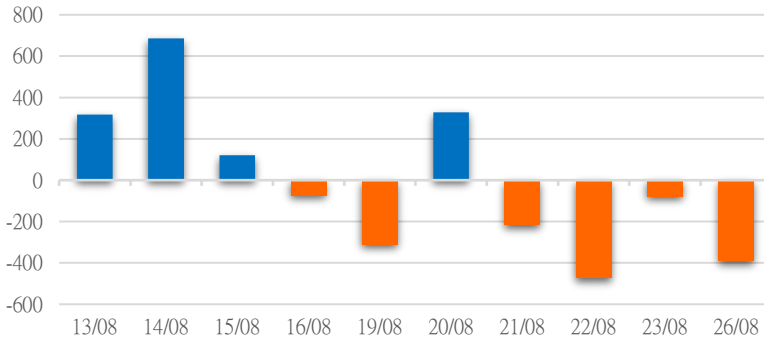
資料源: FiinPro - YSVN



We Create Fortune

外資買進賣統計

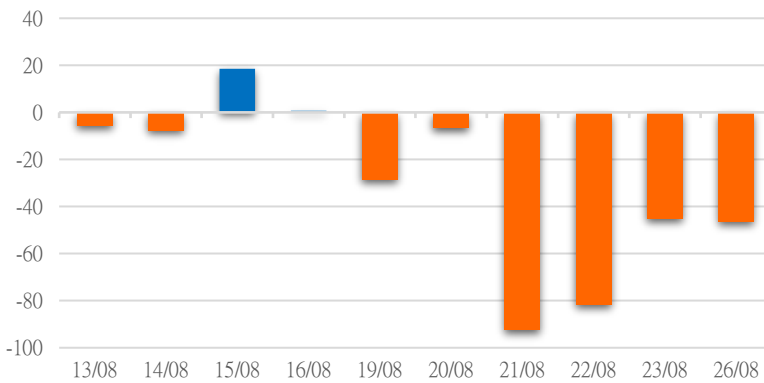
HSX 外資每日買/賣超



證券代碼	買超金額 (Mil.VND)	證券代碼	賣超金額 (Mil.VND)
HCM	66,341	HPG	-148,891
VCI	56,992	HSG	-71,964
FPT	55,184	VPB	-65,997
FUEVFNVD	34,735	PVD	-57,517
VHC	29,301	CTG	-43,276

HSX 外資買/賣超的前 5 名

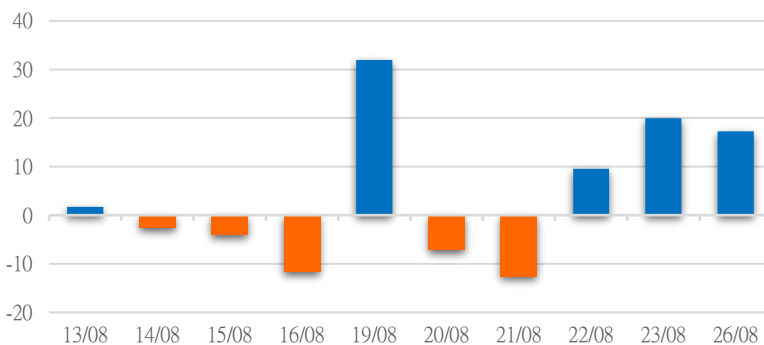
HNX 外資每日買/賣超



證券代碼	買超金額 (Mil.VND)	證券代碼	賣超金額 (Mil.VND)
IDC	4,941	PVS	-18,407
API	665	PVI	-10,104
NTP	589	SHS	-6,242
AAV	582	TNG	-5,049
DHT	326	CEO	-4,838

HNX 外資買/賣超的前 5 名

UPCOM 外資每日買/賣超



證券代碼	買超金額 (Mil.VND)	證券代碼	賣超金額 (Mil.VND)
MCH	6,214	QTP	-322
BSR	6,077	BWS	-264
VEA	1,632	VAB	-145
OIL	658	HPP	-100
BMS	325	BLT	-97

UPCOM 外資買/賣超的前 5 名

源: FiinPro - YSVN



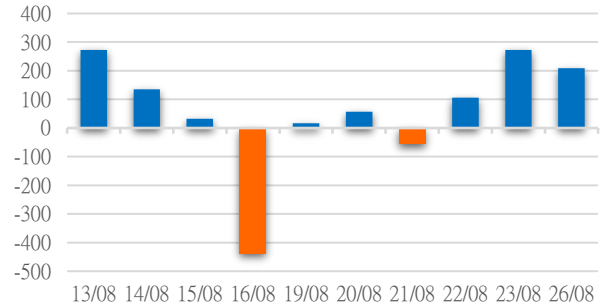
We Create Fortune

自營統計

證券代碼	買超金額 (Mil.VND)	證券代碼	賣超金額 (Mil.VND)
HPG	44,696	DPM	31,195
MSN	32,813	NHH	13,093
PC1	29,810	FUEVFNVD	7,823
VCB	27,624	MWG	6,335
FPT	24,571	DGC	5,550

HSX 自營交易最大前名

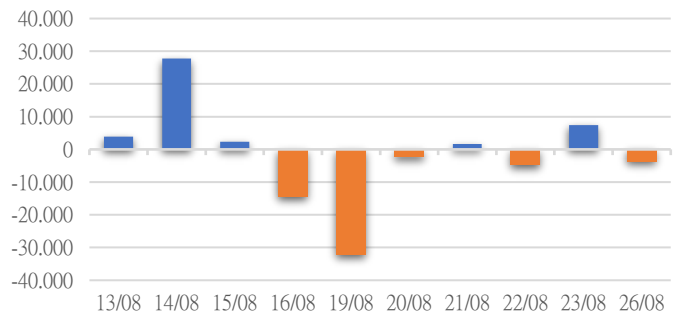
HSX 自營交易每日買/賣超
(Bil.VND)



證券代碼	買超金額 (Mil.VND)	證券代碼	賣超金額 (Mil.VND)
IDC	170	PVS	2,831
NDN	117	LAS	1,036
		PLC	119

HNX 自營交易最大前名

HNX 自營交易每日買/賣超
(Mil.VND)



證券代碼	買超金額 (Mil.VND)	證券代碼	賣超金額 (Mil.VND)
MCH	4,795.00	BSR	2,390
APF	300.90		
ACV	55.60		

UPCoM 自營交易最大前名

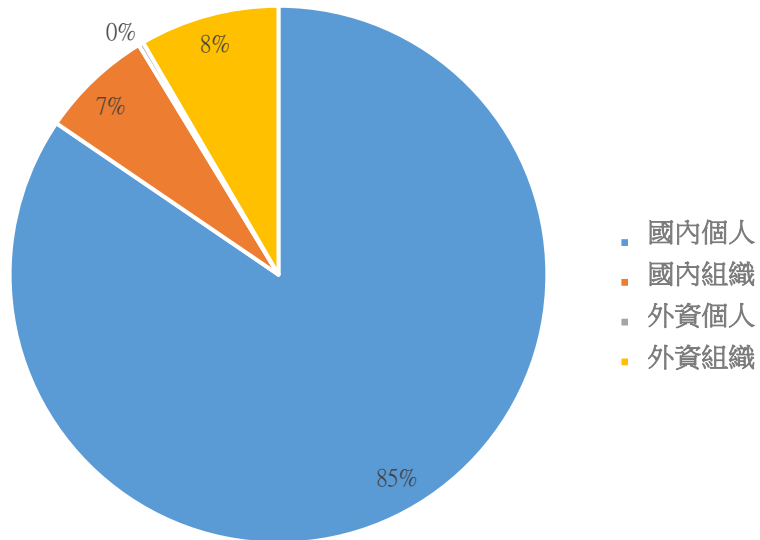
UPCoM 自營交易每日買/賣超
(Mil.VND)





We Create **Fortune**

越南證券市場投資人類別統計

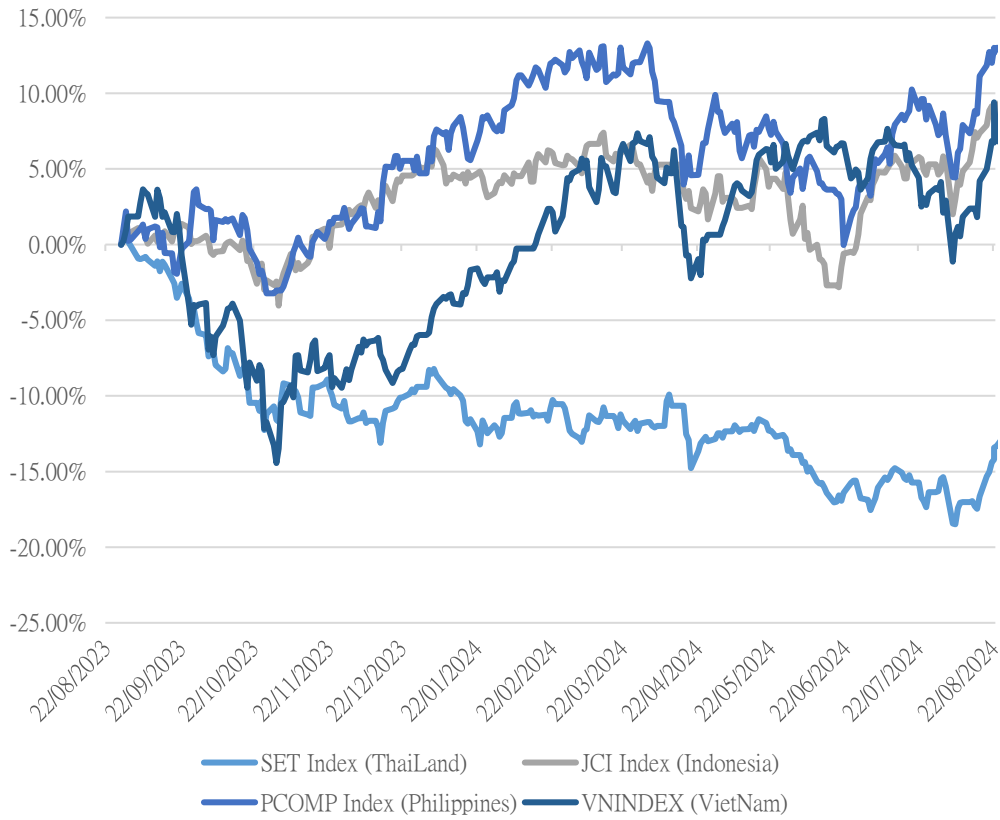


資料源: FiinPro - YSVN



We Create Fortune

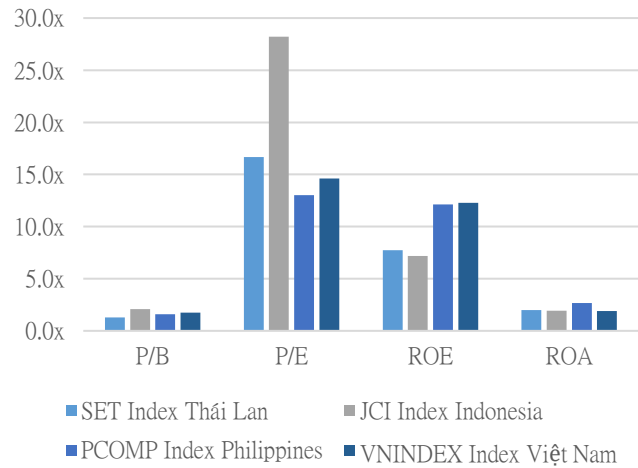
東南亞主要市場走勢比較



東南亞主要市場數據

		Thailand	Indonesia	Philippines	Vietnam
P/B		1.3x	2.1x	1.6x	1.7x
P/E		16.7x	28.2x	13.0x	14.6x
ROE	%	7.73	7.19	12.14	12.27
ROA	%	2.01	1.94	2.68	1.90
Vốn hóa	Tỷ USD	492.80	829.93	169.72	212.58
GTGD	Triệu USD	1.78	0.57	0.07	0.57
LS cổ tức	%	3.47	3.20	2.67	1.61

源：Bloomberg & YSVN





We Create **Fortune**

元大證券（越南）公司

個人客戶分析部

Nguyễn Th ệ Minh
研究分析經理
+84 28 3622 6868 ext 3826
minh.nguyen@yuanta.com.vn

Lý Thị Hi ệ n
研究分析主管
+84 28 3622 6868 ext 3908
hien.ly@yuanta.com.vn

Quách Đức Khánh
研究分析副主管
+84 28 3622 6868 ext 3833
khanh.quach@yuanta.com.vn

Khổng Hữu Hiệp
高級分析專員
+84 28 3622 6868 ext 3912
hiep.khong@yuanta.com.vn

Nguyễn Trịnh Ngọc Hồng
高級分析專員
+84 28 3622 6868 ext 3832
hong.nguyen@yuanta.com.vn

Phạm Tấn Phát
高級分析專員
+84 28 3622 6868 ext 3880
phat.pham@yuanta.com.vn

個人客戶業務部

Phạm Đắc Thành
北部營業中心經理
+84 28 3622 6868 ext 3416
thanh.pham@yuanta.com.vn

Võ Thị Thu Thủy
平陽分行經理
+84 28 3622 6868 ext 3505
thuy.vo@yuanta.com.vn

Lương Kỳ Ty
堤岸分行經理
+84 28 3622 6868 ext 3653
ty.luong@yuanta.com.vn

Bùi Quốc Phong
同奈分行經理
+84 28 3622 6868 ext 3701
phong.bui@yuanta.com.vn

Võ Đình Tuấn
峴港分行經理
+84 28 3622 6868 ext 3301
tuan.vo@yuanta.com.vn

Nguyễn Việt Quang
河內分行經理
+84 28 3622 6868 ext 3404
quang.nguyen@yuanta.com.vn

Đinh Thị Thu Cúc
頭頓分行經理
+84 28 3622 6868 ext 3203
cuc.dinh@yuanta.com.vn



We Create **Fortune**

Appendix A: Important Disclosures

Analyst Certification

Each research analyst primarily responsible for the content of this research report, in whole or in part, certifies that with respect to each security or issuer that the analyst covered in this report: (1) all of the views expressed accurately reflect his or her personal views about those securities or issuers; and (2) no part of his or her compensation was, is, or will be, directly or indirectly, related to the specific recommendations or views expressed by that research analyst in the research report.

Ratings Definitions

BUY: We have a positive outlook on the stock based on our expected absolute or relative return over the investment period. Our thesis is based on our analysis of the company's outlook, financial performance, catalysts, valuation and risk profile. We recommend investors add to their position.

HOLD-Outperform: In our view, the stock's fundamentals are relatively more attractive than peers at the current price. Our thesis is based on our analysis of the company's outlook, financial performance, catalysts, valuation and risk profile.

HOLD-Underperform: In our view, the stock's fundamentals are relatively less attractive than peers at the current price. Our thesis is based on our analysis of the company's outlook, financial performance, catalysts, valuation and risk profile.

SELL: We have a negative outlook on the stock based on our expected absolute or relative return over the investment period. Our thesis is based on our analysis of the company's outlook, financial performance, catalysts, valuation and risk profile. We recommend investors reduce their position.

Under Review: We actively follow the company, although our estimates, rating and target price are under review.

Restricted: The rating and target price have been suspended temporarily to comply with applicable regulations and/or Yuanta policies.

Note: Yuanta research coverage with a Target Price is based on an investment period of 12 months. Greater China Discovery Series coverage does not have a formal 12 month Target Price and the recommendation is based on an investment period specified by the analyst in the report.

Global Disclaimer

© 2018 Yuanta. All rights reserved. The information in this report has been compiled from sources we believe to be reliable, but we do not hold ourselves responsible for its completeness or accuracy. It is not an offer to sell or solicitation of an offer to buy any securities. All opinions and estimates included in this report constitute our judgment as of this date and are subject to change without notice.

This report provides general information only. Neither the information nor any opinion expressed herein constitutes an offer or invitation to make an offer to buy or sell securities or other investments. This material is prepared for general circulation to clients and is not intended to provide tailored investment advice and does not take into account the individual financial situation and objectives of any specific person who may receive this report. Investors should seek financial advice regarding the appropriateness of investing in any securities, investments or investment strategies discussed or recommended in this report. The information contained in this report has been compiled from sources believed to be reliable but no representation or warranty, express or implied, is made as to its accuracy, completeness or correctness. This report is not (and should not be construed as) a solicitation to act as securities broker or dealer in any jurisdiction by any person or company that is not legally permitted to carry on such business in that jurisdiction.

Yuanta research is distributed in the United States only to Major U.S. Institutional Investors (as defined in Rule 15a-6 under the Securities Exchange Act of 1934, as amended and SEC staff interpretations thereof). All transactions by a US person in the securities mentioned in this report must be effected through a registered broker-dealer under Section 15 of the Securities Exchange Act of 1934, as amended. Yuanta research is distributed in Taiwan by Yuanta Securities Investment Consulting. Yuanta research is distributed in Hong Kong by Yuanta Securities (Hong Kong) Co. Limited, which is licensed in Hong Kong by the Securities and Futures Commission for regulated activities, including Type 4 regulated activity (advising on securities). In Hong Kong, this research report may not be redistributed, retransmitted or disclosed, in whole or in part or and any form or manner, without the express written