

當日市場：Vingroup 股領漲

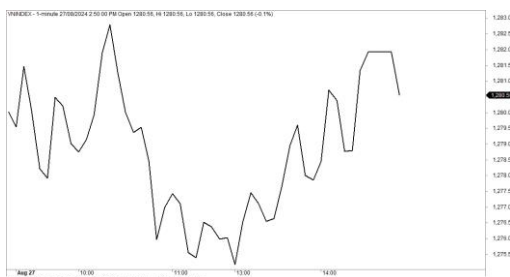
2024/08/28

市場走勢

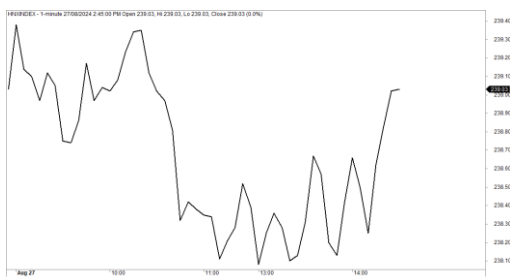
市場指數	VNI	HNI	UPCOM
收盤	1,280.56	238.91	94.15
%日	0.04%	-0.03%	-0.02%
%週	1.46%	1.25%	0.47%
%月	3.05%	0.98%	-1.07%
%年	8.17%	-1.62%	3.46%
<b>成交值(Bil.VND)</b>			
當日	16,159	1,027	679
日均量/週	18,060	1,320	759
日均量/月	16,535	1,239	844
<b>外資進出</b>			
買進	1,242.63	39.55	30.81
賣出	1,484.76	67.79	4.25
買賣超	-242.13	-28.24	26.57
<b>市場漲跌家數</b>			
上漲	137	73	149
下跌	190	81	169
持平	93	161	585
<b>市場指標</b>			
P/E	13.88	16.54	22.79
總市值 (兆盾)	5,256	336	1,460
股息殖利率 <sup>2</sup>	2.00%	2.94%	4.13%

資料源: Bloomberg - YSVN

VNINDEX



HNIINDEX



市場走勢

Vingroup 股回歸上漲勢頭幫助市場情緒更加積極。VN-Index 在早盤的交易日下跌後再次反轉上漲，則收盤上漲 0.04%，止於 1,280.56 點，HNX-Index 下跌 0.03%，Upcom-Index 跌幅不大。3 大市場的交易額均下降至 17 兆 8,660 億越南盾。

VIC 股漲停，收於 45,100 越南盾，為 2024 年 5 月底以來的最高水平。此外，VHM (2.22%)、VRE (1.01%) 以及 PLX (1.13%)、MSN (0.79%)、FPT (0.76%)、CTG (0.72%) 是對指數積極影響最大的股票。相反，BID、SSB、SSI、VCB、GAS 等領導市場下跌。

Vingroup 股的上漲勢頭擴散至其他房地產股，如 DXG (1.27%)、NVL (0.76%)、HDC (3.53%)。現金流在當日的交易日主要集中在房地產股，而證券股如 VIX、VND、SSI、HCM 等出現調整。

外資繼續賣超 2,610 億越南盾，其中 TLG (1,770 億)、HPG (830 億)、VPB (610 億) 在賣超方面的榜首。相反，FPT (1,220 億)、MWG (800 億)、VIC (640 億) 在買超方面領先。

市場短期觀點

我們認為市場在下一交易日可能會繼續上漲，VN-Index 可能會測試 1,290 點的關卡。同時，市場仍處於積極劇烈波動時期的階段，因此市場在交易日可能會快速結束。積極點是，VNReal 指數（房地業指數）突破 100 日平均線，顯示該股的中期走勢轉為更加積極，我們對該指數的情景仍然有很高的期望 VN-Index 突破 1,300 點。此外，短期情緒指標上漲，顯示投資者對當前的市場走勢仍處於樂觀態度。

大盤的短期走勢仍維持上漲。因此，我們建議投資者可利用調整期增加股票比例。

請在 <https://ysraar.yuanta.com.vn/> 查看有關股票的信號。



We Create Fortune

### 技術分析圖



指數技術分析圖 VN-Index



指數技術分析圖 HNX-Index

指數	短期趨勢	中期趨勢	阻力區 1	阻力區 2	支撐區 1	支撐區 2
VN-Index	上漲	中性	1300	1330	870	800
HNX-Index	上漲	中性	260	306	189	160
VN30	上漲	中性	1336	1350	980	960
VNMidcaps	上漲	中性	1280	1250	963	900
VNSmallcaps	上漲	中性	1250	1250	804	750

We Create Fortune

胡志明市交易所 (HSX)

	收盤	漲跌%
VNI	1280.56	0.04%
VN30	1322.28	0.28%
VN Mid	1924.37	-0.38%
VN Small	1441.28	-0.27%

河內交易所 (HSX)

	收盤	漲跌%
HNI	238.91	-0.03%
HN30	526.56	0.04%
VNX AllSh	1322.36	0.06%

UPCOM 市場 (UPCoM)

	收盤	漲跌%
UPCoM	94.15	-0.02%

外資交易	成交值 (Bil.VND)
買進	1242.63
賣出	1484.76
買超/賣超	-242.13

外資交易	成交值 (Bil.VND)
買進	39.55
賣出	67.79
買超/賣超	-28.24

外資交易	成交值 (Bil.VND)
買進	30.81
賣出	4.25
買超/賣超	26.57

上漲排名/股碼	漲跌(VND)	漲跌%
VIC	2950	7.00%
VCF	16300	6.99%
VFG	3400	4.96%
HDC	1000	3.53%
PVP	500	2.98%

上漲排名/股碼	漲跌(VND)	漲跌%
KSV	5000	9.84%
CTP	1800	9.28%
HKT	700	7.87%
HBS	800	6.67%
NTP	2700	3.99%

上漲排名/股碼	漲跌(VND)	漲跌%
DHD	2000	8.70%
VOC	1545	8.05%
VNB	635	5.83%
SGP	1159	4.56%
FOC	3123	4.07%

下跌排名/股碼	漲跌(VND)	漲跌%
APG	-600	-5.02%
GEE	-1100	-3.23%
HPX	-180	-3.05%
DC4	-300	-2.39%
SSB	-450	-2.27%

下跌排名/股碼	漲跌(VND)	漲跌%
AAV	-300	-4.48%
BNA	-400	-2.99%
SJE	-700	-2.53%
CMS	-300	-2.29%
CSC	-600	-2.05%

下跌排名/股碼	漲跌(VND)	漲跌%
BCR	-178	-3.30%
PSB	-208	-2.67%
GDA	-659	-2.31%
DRI	-235	-2.20%
TVN	-205	-2.05%

\*備註：市值>5,000 億盾；成交值>15 億盾

市值排名/股碼	Bil.VND
VCB	514,196,396
BID	286,161,882
GAS	193,385,495
FPT	192,048,921
CTG	185,801,714

市值排名/股碼	Bil.VND
IDC	20,030,996
PVS	19,214,245
MBS	15,645,843
HUT	15,440,457
THD	13,744,499

市值排名/股碼	Bil.VND
VGI	207,119,177
MCH	148,246,306
BSR	74,365,483
VEA	58,804,715
MVN	46,268,260

交易量排名/股碼	成交值	30 日均
DXG	35,839,800	9,347,421
SHB	32,276,220	19,287,788
VIX	26,524,400	24,774,565
VIC	22,650,612	5,662,211
MSB	21,869,900	10,144,629

交易量排名/股碼	成交值	30 日均
CEO	92,128,338,500	5,933,762
SHS	84,458,571,000	10,378,248
GKM	475,892,500	2,739,031
TNG	70,312,580,200	3,211,779
MBS	65,022,912,700	3,456,102

交易量排名/股碼	成交值	30 日均
BSR	183,907,409,200	9,769,596
BCR	7,644,324,900	2,188,302
OIL	43,771,708,800	2,894,160
C4G	3,589,483,600	524,288
VGT	23,406,140,900	2,240,890

資料源: Bloomberg & Yuanta Research

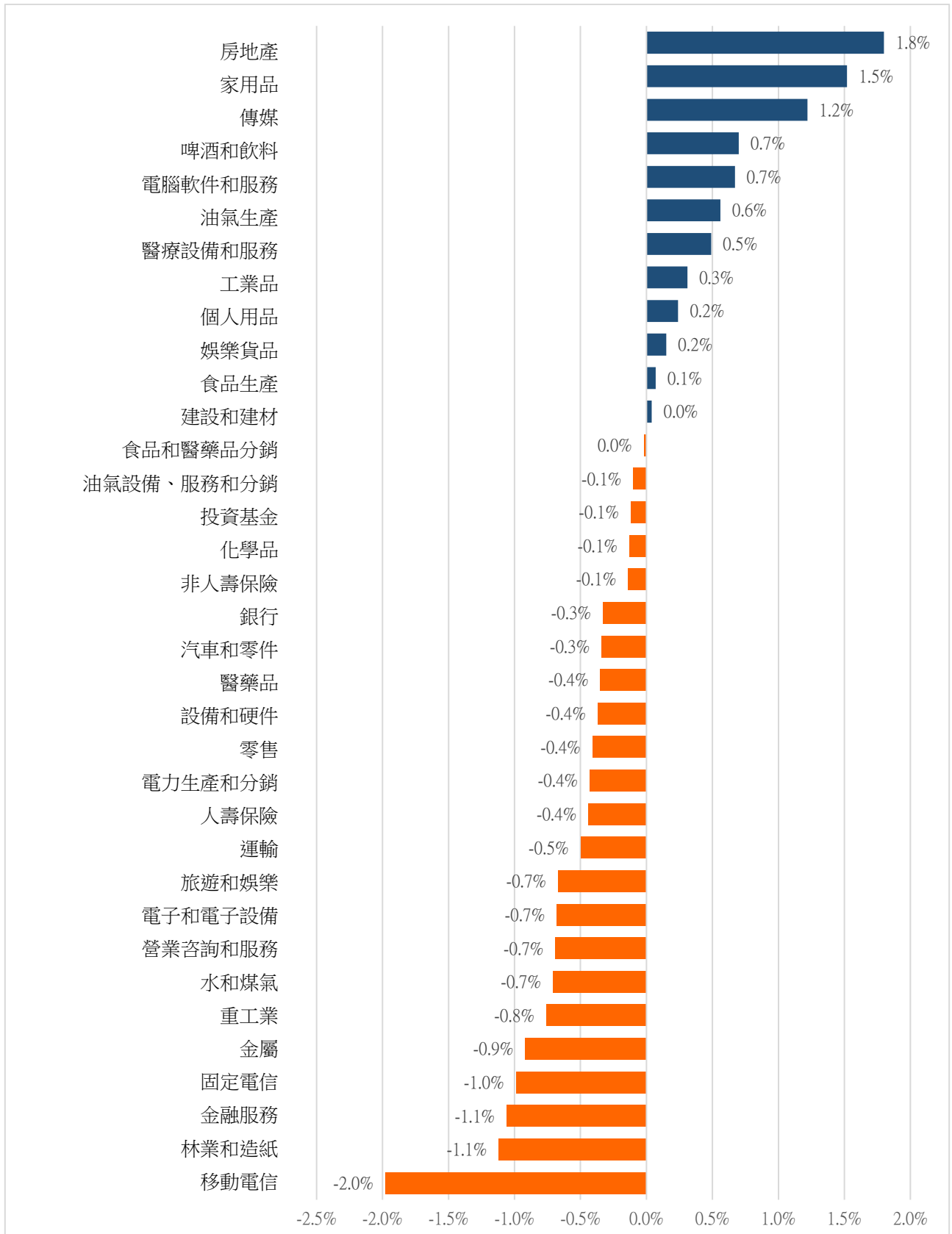
資料源: Bloomberg & Yuanta Research

資料源: Bloomberg & Yuanta Research



We Create Fortune

### 各行業板塊的交易走勢



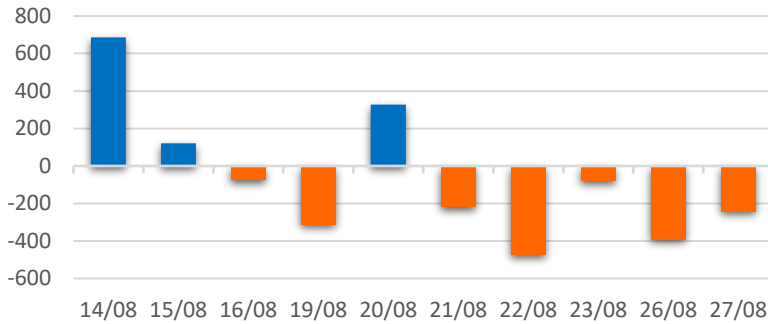
資料源: FinPro - YSVN



We Create Fortune

## 外資買進賣統計

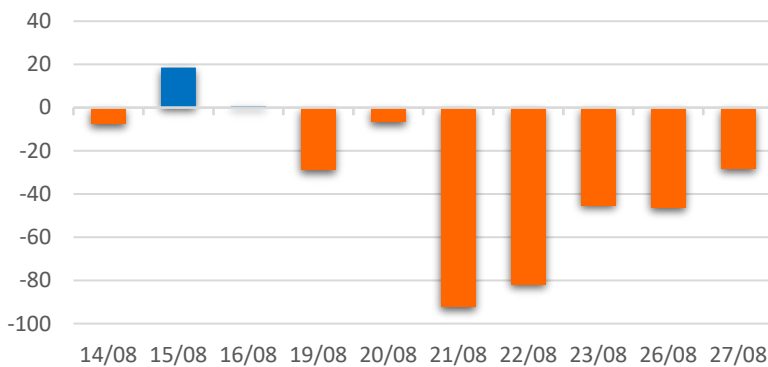
### HSX 外資每日買/賣超



證券代碼	買超金額 (Mil.VND)	證券代碼	賣超金額 (Mil.VND)
FPT	121,676	TLG	-173,107
MWG	81,268	HPG	-83,478
VIC	63,695	VPB	-60,704
CTG	60,070	FRT	-43,369
DXG	35,401	KDH	-32,094

HSX 外資買/賣超的前 5 名

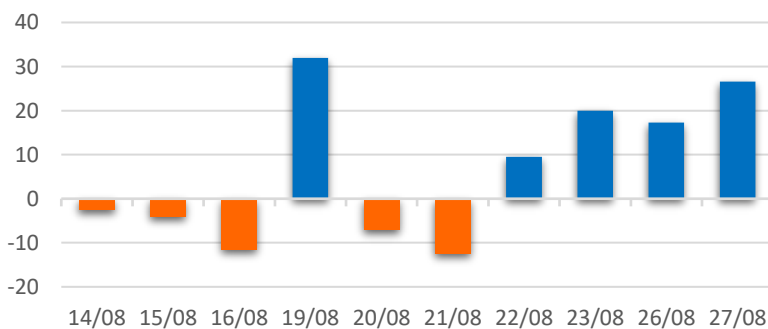
### HNX 外資每日買/賣超



證券代碼	買超金額 (Mil.VND)	證券代碼	賣超金額 (Mil.VND)
IDC	5,770	PVI	-41,632
TNG	3,764	SHS	-4,265
CEO	2,994	NBC	-569
NTP	1,265	TIG	-318
IDJ	1,217	DTD	-305

HNX 外資買/賣超的前 5 名

### UPCOM 外資每日買/賣超



證券代碼	買超金額 (Mil.VND)	證券代碼	賣超金額 (Mil.VND)
BSR	7,308	VAB	-455
VEA	6,644	QTP	-310
MCH	5,068	BWS	-218
OIL	4,533	PAT	-174
KLB	392	IFS	-58

UPCOM 外資買/賣超的前 5 名

源: FiinPro - YSVN

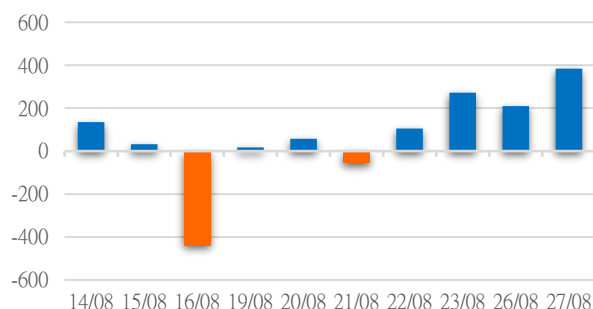
We Create Fortune

自營統計

證券代碼	買超金額 (Mil.VND)	證券代碼	賣超金額 (Mil.VND)
MWG	68,392	CTG	4,990
TLG	63,904	TCH	3,733
BCM	23,438	VNM	3,179
VPB	20,029	BID	3,101
HPG	19,367	HHS	2,524

HSX 自營交易最大前名

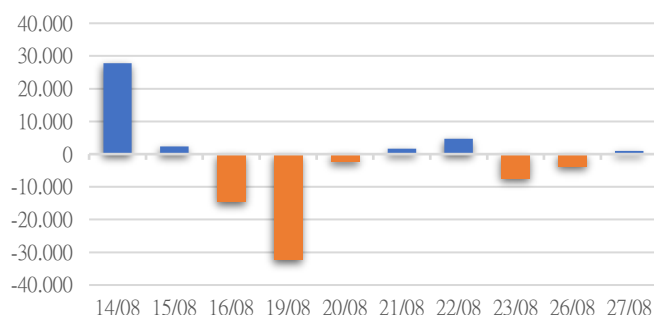
HSX 自營交易每日買/賣超 (Bil.VND)



證券代碼	買超金額 (Mil.VND)	證券代碼	賣超金額 (Mil.VND)
IDC	8,718	LAS	7,856
NDN	112		

HNX 自營交易最大前名

HNX 自營交易每日買/賣超 (Mil.VND)



證券代碼	買超金額 (Mil.VND)	證券代碼	賣超金額 (Mil.VND)
MCH	4,754.86	OIL	2,907
BCR	2,003.40		
AFX	968.00		
APF	691.82		

UPCoM 自營交易最大前名

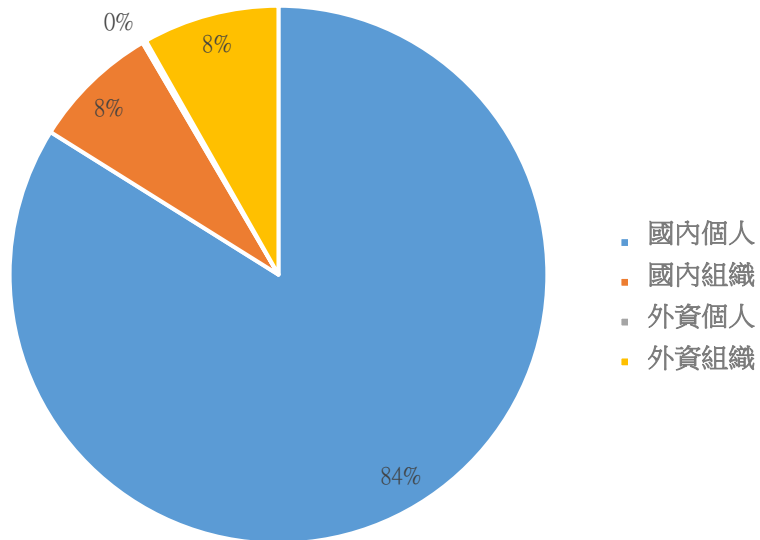
UPCoM 自營交易每日買/賣超 (Mil.VND)





We Create **Fortune**

### 越南證券市場投資人類別統計

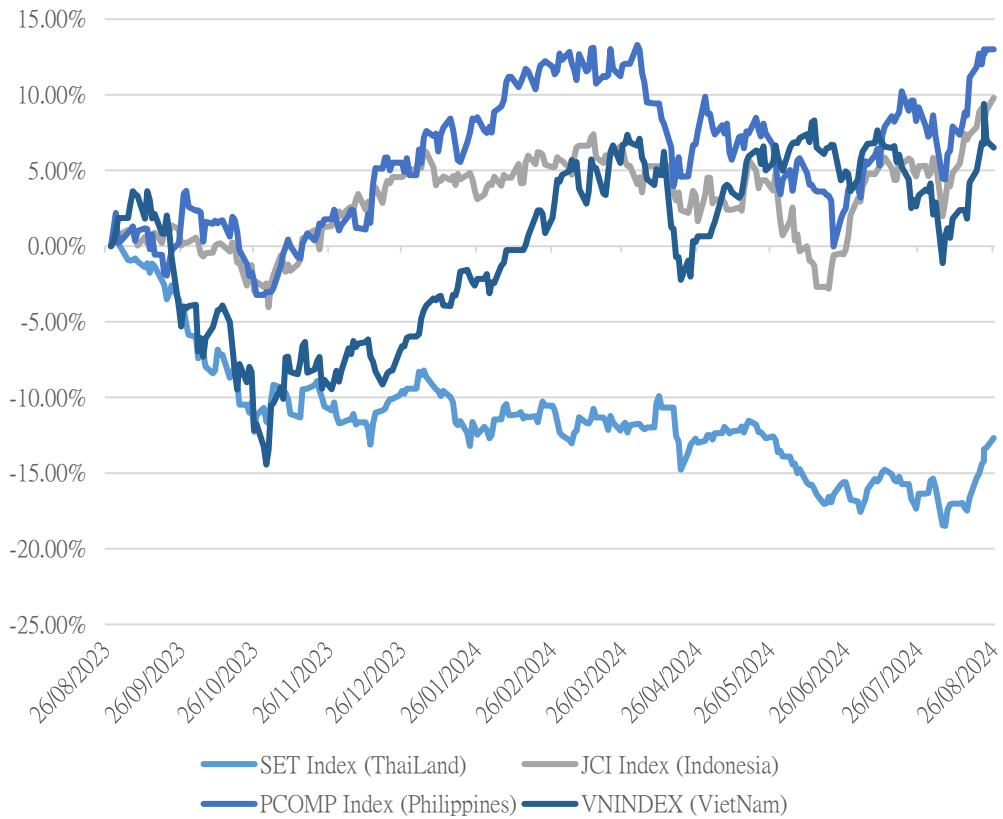


資料源: FiinPro - YSVN



We Create Fortune

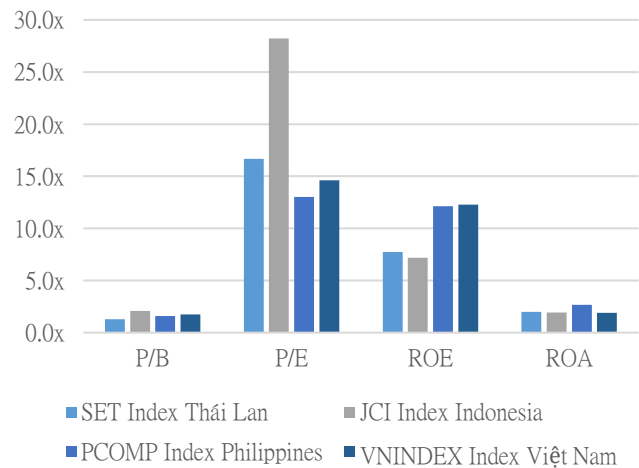
### 東南亞主要市場走勢比較



### 東南亞主要市場數據

		Thailand	Indonesia	Philippines	Vietnam
P/B		1.3x	2.1x	1.6x	1.7x
P/E		16.7x	28.2x	13.0x	14.6x
ROE	%	7.73	7.19	12.14	12.27
ROA	%	2.01	1.94	2.68	1.90
Vốn hóa	Tỷ USD	492.80	829.93	169.72	212.58
GTGD	Triệu USD	1.78	0.57	0.07	0.57
LS cổ tức	%	3.47	3.20	2.67	1.61

源: Bloomberg & YSVN







We Create **Fortune**

## 元大證券（越南）公司

### 個人客戶分析部

**Nguyễn Th ệ Minh**  
研究分析經理  
+84 28 3622 6868 ext 3826  
minh.nguyen@yuanta.com.vn

**Lý Thị Hi ệ n**  
研究分析主管  
+84 28 3622 6868 ext 3908  
hien.ly@yuanta.com.vn

**Quách Đức Khánh**  
研究分析副主管  
+84 28 3622 6868 ext 3833  
khanh.quach@yuanta.com.vn

**Khổng Hữu Hiệp**  
高級分析專員  
+84 28 3622 6868 ext 3912  
hiiep.khong@yuanta.com.vn

**Nguyễn Trịnh Ngọc Hồng**  
高級分析專員  
+84 28 3622 6868 ext 3832  
hong.nguyen@yuanta.com.vn

**Phạm Tấn Phát**  
高級分析專員  
+84 28 3622 6868 ext 3880  
phat.pham@yuanta.com.vn

### 個人客戶業務部

**Phạm Đắc Thành**  
北部營業中心經理  
+84 28 3622 6868 ext 3416  
thanh.pham@yuanta.com.vn

**Võ Thị Thu Thủy**  
平陽分行經理  
+84 28 3622 6868 ext 3505  
thuy.vo@yuanta.com.vn

**Lương Kỳ Ty**  
堤岸分行經理  
+84 28 3622 6868 ext 3653  
ty.luong@yuanta.com.vn

**Bùi Quốc Phong**  
同奈分行經理  
+84 28 3622 6868 ext 3701  
phong.bui@yuanta.com.vn

**Võ Đình Tuấn**  
峴港分行經理  
+84 28 3622 6868 ext 3301  
tuan.vo@yuanta.com.vn

**Nguyễn Việt Quang**  
河內分行經理  
+84 28 3622 6868 ext 3404  
quang.nguyen@yuanta.com.vn

**Đinh Thị Thu Cúc**  
頭頓分行經理  
+84 28 3622 6868 ext 3203  
cuc.dinh@yuanta.com.vn



We Create **Fortune**

## Appendix A: Important Disclosures

### Analyst Certification

Each research analyst primarily responsible for the content of this research report, in whole or in part, certifies that with respect to each security or issuer that the analyst covered in this report: (1) all of the views expressed accurately reflect his or her personal views about those securities or issuers; and (2) no part of his or her compensation was, is, or will be, directly or indirectly, related to the specific recommendations or views expressed by that research analyst in the research report.

### Ratings Definitions

**BUY:** We have a positive outlook on the stock based on our expected absolute or relative return over the investment period. Our thesis is based on our analysis of the company's outlook, financial performance, catalysts, valuation and risk profile. We recommend investors add to their position.

**HOLD-Outperform:** In our view, the stock's fundamentals are relatively more attractive than peers at the current price. Our thesis is based on our analysis of the company's outlook, financial performance, catalysts, valuation and risk profile.

**HOLD-Underperform:** In our view, the stock's fundamentals are relatively less attractive than peers at the current price. Our thesis is based on our analysis of the company's outlook, financial performance, catalysts, valuation and risk profile.

**SELL:** We have a negative outlook on the stock based on our expected absolute or relative return over the investment period. Our thesis is based on our analysis of the company's outlook, financial performance, catalysts, valuation and risk profile. We recommend investors reduce their position.

**Under Review:** We actively follow the company, although our estimates, rating and target price are under review.

**Restricted:** The rating and target price have been suspended temporarily to comply with applicable regulations and/or Yuanta policies.

Note: Yuanta research coverage with a Target Price is based on an investment period of 12 months. Greater China Discovery Series coverage does not have a formal 12 month Target Price and the recommendation is based on an investment period specified by the analyst in the report.

### Global Disclaimer

© 2018 Yuanta. All rights reserved. The information in this report has been compiled from sources we believe to be reliable, but we do not hold ourselves responsible for its completeness or accuracy. It is not an offer to sell or solicitation of an offer to buy any securities. All opinions and estimates included in this report constitute our judgment as of this date and are subject to change without notice.

This report provides general information only. Neither the information nor any opinion expressed herein constitutes an offer or invitation to make an offer to buy or sell securities or other investments. This material is prepared for general circulation to clients and is not intended to provide tailored investment advice and does not take into account the individual financial situation and objectives of any specific person who may receive this report. Investors should seek financial advice regarding the appropriateness of investing in any securities, investments or investment strategies discussed or recommended in this report. The information contained in this report has been compiled from sources believed to be reliable but no representation or warranty, express or implied, is made as to its accuracy, completeness or correctness. This report is not (and should not be construed as) a solicitation to act as securities broker or dealer in any jurisdiction by any person or company that is not legally permitted to carry on such business in that jurisdiction.

Yuanta research is distributed in the United States only to Major U.S. Institutional Investors (as defined in Rule 15a-6 under the Securities Exchange Act of 1934, as amended and SEC staff interpretations thereof). All transactions by a US person in the securities mentioned in this report must be effected through a registered broker-dealer under Section 15 of the Securities Exchange Act of 1934, as amended. Yuanta research is distributed in Taiwan by Yuanta Securities Investment Consulting. Yuanta research is distributed in Hong Kong by Yuanta Securities (Hong Kong) Co. Limited, which is licensed in Hong Kong by the Securities and Futures Commission for regulated activities, including Type 4 regulated activity (advising on securities). In Hong Kong, this research report may not be redistributed, retransmitted or disclosed, in whole or in part or and any form or manner, without the express written