

## 當日市場：市場出現分化

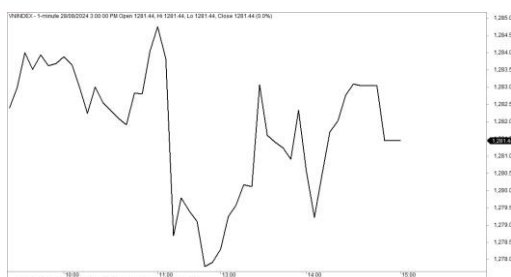
2024/08/29

### 市場走勢

市場指數	VNI	HNI	UPCOM
收盤	1,281.44	238.23	94.13
%日	0.07%	-0.29%	-0.02%
%週	-0.20%	-0.08%	-0.37%
%月	3.17%	0.66%	-1.10%
%年	6.63%	-2.72%	2.62%
<b>成交值(Bil.VND)</b>			
當日	16,311	1,108	636
日均量/週	16,629	1,180	642
日均量/月	16,509	1,224	828
<b>外資進出</b>			
買進	1,397.43	46.61	14.23
賣出	1,510.54	63.00	10.72
買賣超	-113.11	-16.39	3.51
<b>市場漲跌家數</b>			
上漲	142	60	145
下跌	176	88	160
持平	102	167	598
<b>市場指標</b>			
P/E	13.89	16.62	22.73
總市值 (兆盾)	5,262	337	1,456
股息殖利率	1.99%	2.91%	4.18%

資料源: Bloomberg - YSVN

### VNINDEX



### HNIINDEX



### 市場走勢

由於分化階段再次出現，市場在當日的交易日交投謹慎和溫和。VN-Index 收漲 0.07%，止於 1,281.44 點，HNX-Index 下跌 0.29%，Upcom-Index 跌幅不大。3 市場的交易額均微有增加達到 18 兆 550 億越南盾。

Vin 股在前一交易日強勁上漲後再次調整，VIC、VHM 和 VRE 下跌超過 1%。相反，在銀行股如 TCB（1.55%）、MBB（1.02%）、CTG（0.14%）、ACB（0.2%）積極領先，而 VCB 和 STB 小幅下跌。

DIG 在調查與建設部過去撤資相關的資訊後下跌 -3.99%。相反，HAG 和 HNG 積極上漲。此外，鋼鐵股和畜牧股也積極走勢。

外資繼續賣超 1,250 億越南盾，其中 HPG（1,870 億）、HSG（740 億）、VHM（520 億）在買超方面的榜首。相反，FPT（1,390 億）、VNM（660 億）、SSI（490 億）在買超方面領先。

### 市場短期觀點

我們認為市場在下個交易日可能會繼續上漲，VN-Index 可能會重新測試 1,290 點。同時，市場仍處於積極劇烈波動時期的階段，VN-Index 可能會在未來的 1-2 個交易日快速完全突破 1,290 點。此外，銀行股和證券股在過去三個交易日有所降溫，而房地產業指數（VNReal）在下一個交易日仍可能調整，但我們評估這三股仍處於較低水平和仍有較大短期增長空間。

大盤的短期走勢仍維持上漲。因此，我們建議投資者可以繼續利用調整期增加股票比例並買進新股。

請在 <https://ysraar.yuanta.com.vn/> 查看有關股票的信號。

We Create Fortune

技術分析圖



指數技術分析圖 VN-Index



指數技術分析圖 HNX-Index

指數	短期趨勢	中期趨勢	阻力區 1	阻力區 2	支撐區 1	支撐區 2
VN-Index	上漲	中性	1300	1330	870	800
HNX-Index	上漲	中性	260	306	189	160
VN30	上漲	中性	1336	1350	980	960
VNMidcaps	上漲	中性	1280	1250	963	900
VNSmallcaps	上漲	中性	1250	1250	804	750

We Create Fortune

胡志明市交易所 (HSX)

	收盤	漲跌%
VNI	1281.44	0.07%
VN30	1323.54	0.10%
VN Mid	1925.53	0.06%
VN Small	1437.47	-0.26%

河內交易所 (HSX)

	收盤	漲跌%
HNI	238.23	-0.29%
HN30	524.85	-0.33%
VNX AllSh	1323.3	0.07%

UPCOM 市場 (UPCoM)

	收盤	漲跌%
UPCoM	94.13	-0.02%

外資交易	成交值 (Bil.VND)
買進	1397.43
賣出	1510.54
買超/賣超	-113.11

外資交易	成交值 (Bil.VND)
買進	46.61
賣出	63.00
買超/賣超	-16.39

外資交易	成交值 (Bil.VND)
買進	14.23
賣出	10.72
買超/賣超	3.51

上漲排名/股碼	漲跌(VND)	漲跌%
VCF	17400	6.97%
HNG	280	6.88%
HBC	240	4.84%
HAG	500	4.76%
MSB	400	3.51%

上漲排名/股碼	漲跌(VND)	漲跌%
KSV	5200	9.32%
DL1	200	2.86%
L18	800	2.35%
BNA	300	2.31%
DVM	200	1.94%

上漲排名/股碼	漲跌(VND)	漲跌%
KLB	876	7.12%
SCL	1850	6.65%
DRI	518	4.93%
PSB	372	4.89%
VLC	890	4.76%

下跌排名/股碼	漲跌(VND)	漲跌%
PAC	-3200	-6.93%
DC4	-650	-5.31%
DIG	-1000	-3.99%
DLG	-70	-3.59%
HTN	-300	-2.91%

下跌排名/股碼	漲跌(VND)	漲跌%
CTP	-2100	-9.91%
HBS	-400	-3.70%
C69	-200	-2.63%
CMS	-300	-2.34%
NTP	-1500	-2.13%

下跌排名/股碼	漲跌(VND)	漲跌%
DGT	-341	-4.55%
AVG	-336	-1.42%
BVB	-135	-1.15%
BLT	-649	-1.09%
DDV	-163	-0.90%

\*備註：市值>5,000 億盾；成交值>15 億盾

市值排名/股碼	Bil.VND
VCB	511,401,850
BID	282,741,621
FPT	193,509,369
GAS	191,777,777
CTG	187,144,212

市值排名/股碼	Bil.VND
IDC	20,129,996
PVS	19,214,245
MBS	15,591,137
HUT	15,351,206
THD	13,744,499

市值排名/股碼	Bil.VND
VGI	202,879,148
MCH	147,220,988
BSR	74,489,503
VEA	58,354,252
MVN	47,131,483

交易量排名/股碼	成交值	30 日均
DIG	41,917,700	14,114,164
VIX	36,671,300	24,854,515
HAG	27,355,900	7,973,108
TCB	24,136,000	18,418,785
PDR	20,784,900	10,629,913

交易量排名/股碼	成交值	30 日均
CEO	168,616,666,500	5,915,865
SHS	167,599,555,400	10,148,923
DL1	21,600,374,900	2,089,548
MBS	84,748,198,400	3,403,463
GKM	799,930,000	2,735,303

交易量排名/股碼	成交值	30 日均
BSR	138,897,032,800	9,673,469
BGE	380,630,000	0
CC1	35,159,000	9,917
BCR	8,585,176,500	2,308,595
BVB	18,092,773,100	1,527,541

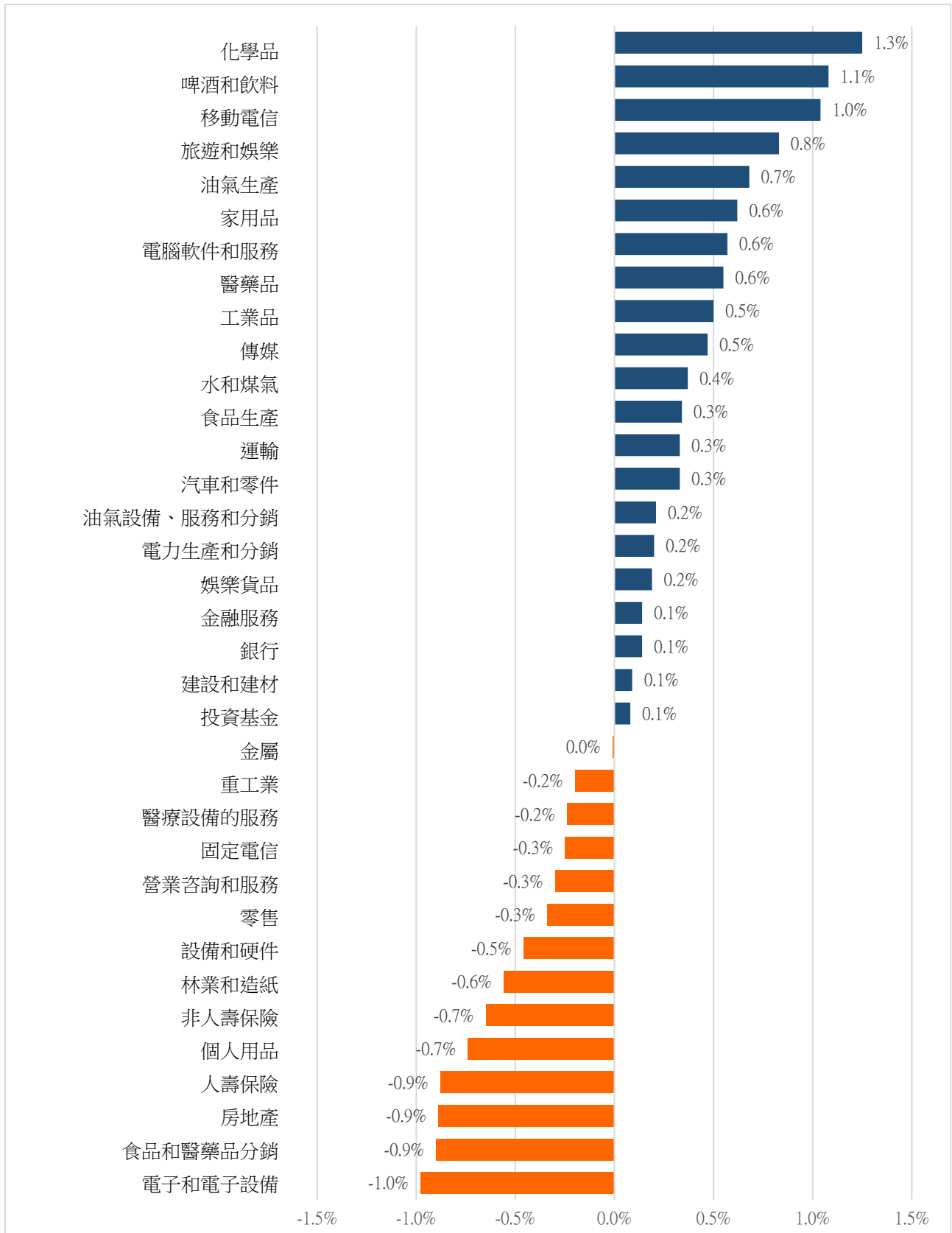
資料源: Bloomberg & Yuanta Research

資料源: Bloomberg & Yuanta Research

資料源: Bloomberg & Yuanta Research

We Create Fortune

### 各行業板塊的交易走勢



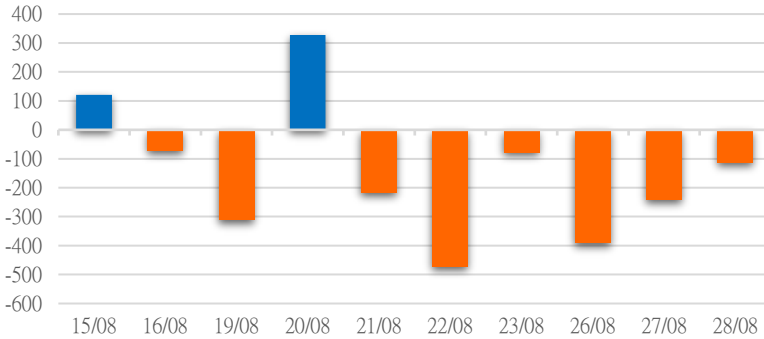
資料源: FiinPro - YSVN



We Create Fortune

## 外資買進賣統計

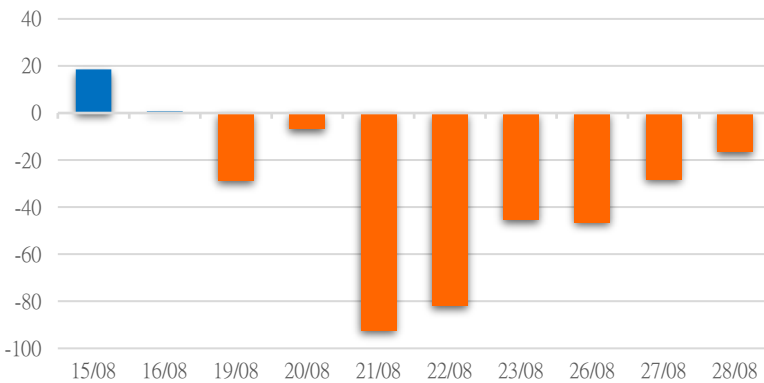
HSX 外資每日買/賣超



證券代碼	買超金額 (Mil.VND)	證券代碼	賣超金額 (Mil.VND)
FPT	138,991	HPG	-186,835
VNM	65,667	HSG	-73,566
SSI	48,612	VHM	-52,436
MSN	38,347	VPB	-40,071
PDR	37,031	HDB	-37,962

HSX 外資買/賣超的前 5 名

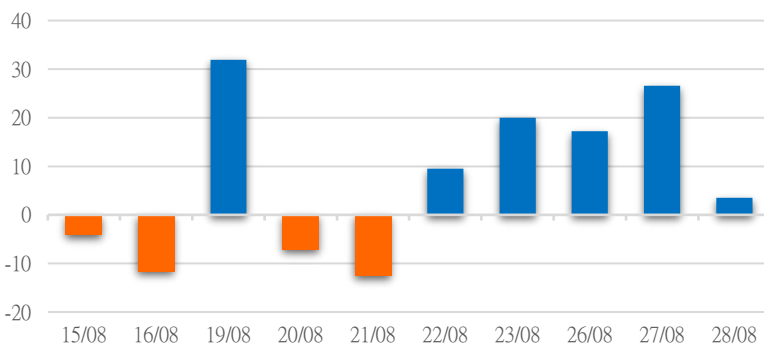
HNX 外資每日買/賣超



證券代碼	買超金額 (Mil.VND)	證券代碼	賣超金額 (Mil.VND)
PVS	6,670	PVI	-12,395
IDC	3,129	LAS	-4,948
VCS	919	NTP	-3,250
VC3	608	BVS	-2,049
SHS	482	VGS	-1,456

HNX 外資買/賣超的前 5 名

UPCOM 外資每日買/賣超



證券代碼	買超金額 (Mil.VND)	證券代碼	賣超金額 (Mil.VND)
MCH	3,217	VEA	-522
BSR	875	QTP	-514
KLB	530	BWS	-175
MPC	100	VOC	-89
DDV	77	CSI	-82

UPCOM 外資買/賣超的前 5 名

源: FiinPro - YSVN

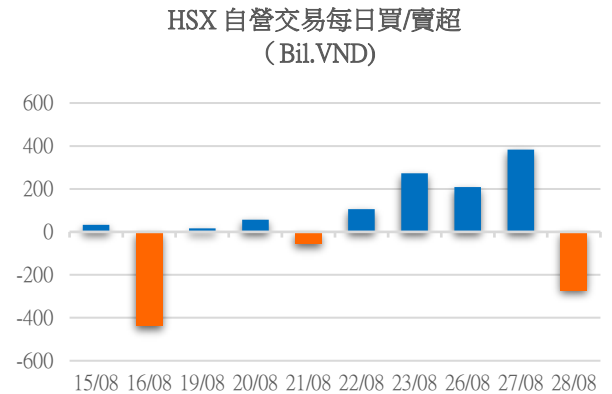


We Create **Fortune**

## 自營統計

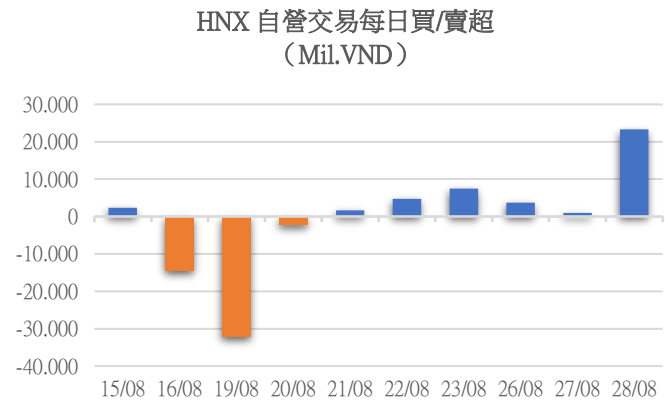
證券代碼	買超金額 (Mіл.VND)	證券代碼	賣超金額 (Mіл.VND)
E1VFN30	33,192	VHM	78,180
HCM	27,367	VNM	68,319
CTG	21,563	MWG	65,224
FUESSVFL	16,124	MBB	30,834
VRE	14,722	HPG	27,867

HSX 自營交易最大前名



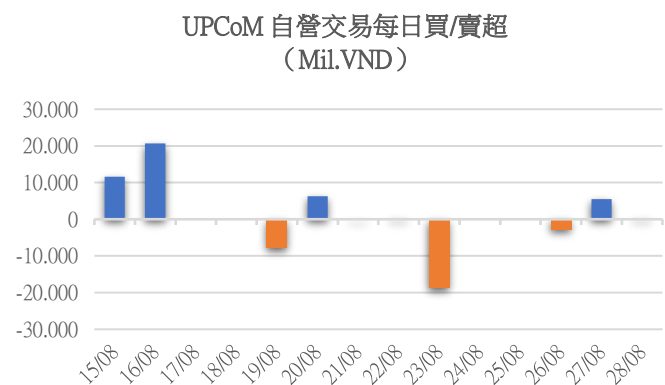
證券代碼	買超金額 (Mіл.VND)	證券代碼	賣超金額 (Mіл.VND)
PVI	26,150	MBS	2,375
NDN	86	PVS	488
IDC	30	PLC	101
		DTD	5
		TNG	3

HNX 自營交易最大前名



證券代碼	買超金額 (Mіл.VND)	證券代碼	賣超金額 (Mіл.VND)
MCH	7,055.40	VOC	6,685

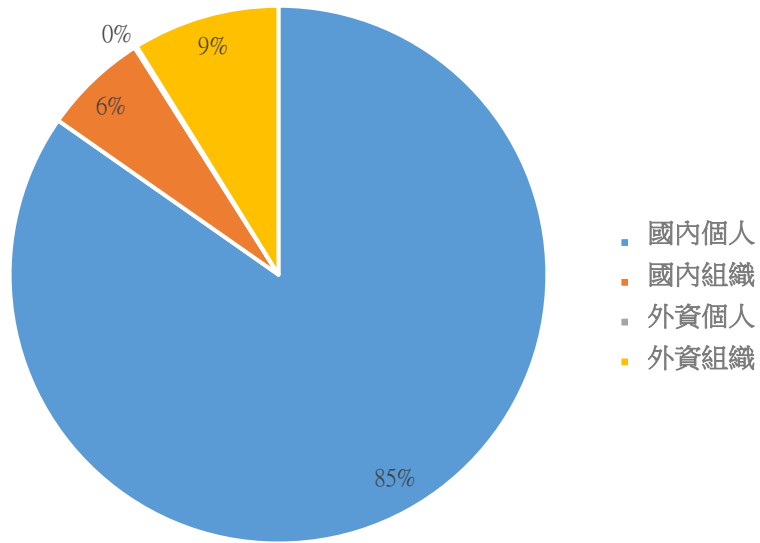
UPCoM 自營交易最大前名





We Create **Fortune**

### 越南證券市場投資人類別統計

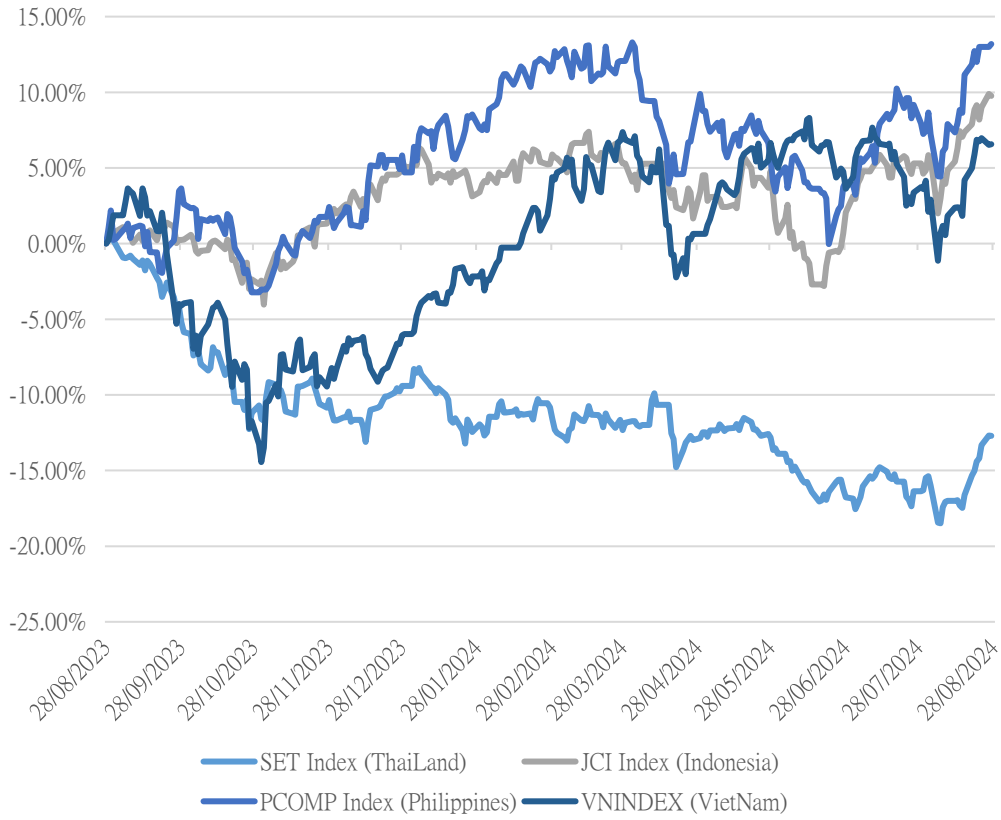


資料源: FiinPro - YSVN



We Create Fortune

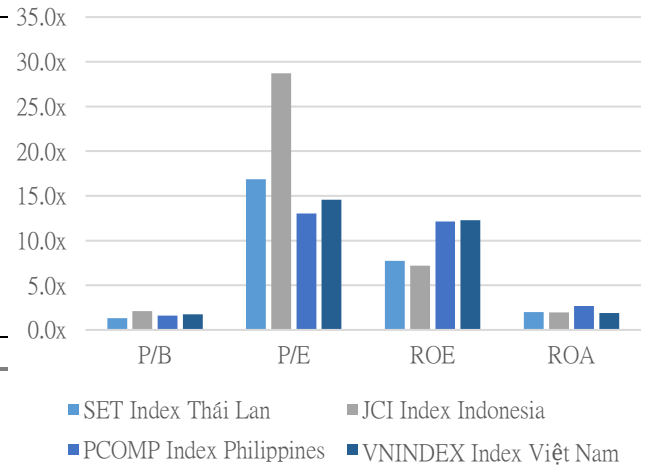
### 東南亞主要市場走勢比較



### 東南亞主要市場數據

		Thailand	Indonesia	Philippines	Vietnam
P/B		1.3x	2.1x	1.6x	1.7x
P/E		16.9x	28.7x	13.0x	14.6x
ROE	%	7.71	7.19	12.14	12.27
ROA	%	2.00	1.94	2.68	1.90
Vốn hóa	Tỷ USD	495.68	838.08	170.49	211.84
GTGD	Triệu USD	1.23	0.62	0.09	0.58
LS cổ tức	%	3.46	3.18	2.68	1.60

源: Bloomberg & YSVN







We Create **Fortune**

## 元大證券（越南）公司

### 個人客戶分析部

**Nguyễn Th ệ Minh**  
研究分析經理  
+84 28 3622 6868 ext 3826  
minh.nguyen@yuanta.com.vn

**Lý Thị Hi ệ n**  
研究分析主管  
+84 28 3622 6868 ext 3908  
hien.ly@yuanta.com.vn

**Quách Đức Khánh**  
研究分析副主管  
+84 28 3622 6868 ext 3833  
khanh.quach@yuanta.com.vn

**Khổng Hữu Hiệp**  
高級分析專員  
+84 28 3622 6868 ext 3912  
hiiep.khong@yuanta.com.vn

**Nguyễn Trịnh Ngọc Hồng**  
高級分析專員  
+84 28 3622 6868 ext 3832  
hong.nguyen@yuanta.com.vn

**Phạm Tấn Phát**  
高級分析專員  
+84 28 3622 6868 ext 3880  
phat.pham@yuanta.com.vn

### 個人客戶業務部

**Phạm Đắc Thành**  
北部營業中心經理  
+84 28 3622 6868 ext 3416  
thanh.pham@yuanta.com.vn

**Võ Thị Thu Thủy**  
平陽分行經理  
+84 28 3622 6868 ext 3505  
thuy.vo@yuanta.com.vn

**Lương Kỳ Ty**  
堤岸分行經理  
+84 28 3622 6868 ext 3653  
ty.luong@yuanta.com.vn

**Bùi Quốc Phong**  
同奈分行經理  
+84 28 3622 6868 ext 3701  
phong.bui@yuanta.com.vn

**Võ Đình Tuấn**  
峴港分行經理  
+84 28 3622 6868 ext 3301  
tuan.vo@yuanta.com.vn

**Nguyễn Việt Quang**  
河內分行經理  
+84 28 3622 6868 ext 3404  
quang.nguyen@yuanta.com.vn

**Đinh Thị Thu Cúc**  
頭頓分行經理  
+84 28 3622 6868 ext 3203  
cuc.dinh@yuanta.com.vn



We Create **Fortune**

## Appendix A: Important Disclosures

### Analyst Certification

Each research analyst primarily responsible for the content of this research report, in whole or in part, certifies that with respect to each security or issuer that the analyst covered in this report: (1) all of the views expressed accurately reflect his or her personal views about those securities or issuers; and (2) no part of his or her compensation was, is, or will be, directly or indirectly, related to the specific recommendations or views expressed by that research analyst in the research report.

### Ratings Definitions

**BUY:** We have a positive outlook on the stock based on our expected absolute or relative return over the investment period. Our thesis is based on our analysis of the company's outlook, financial performance, catalysts, valuation and risk profile. We recommend investors add to their position.

**HOLD-Outperform:** In our view, the stock's fundamentals are relatively more attractive than peers at the current price. Our thesis is based on our analysis of the company's outlook, financial performance, catalysts, valuation and risk profile.

**HOLD-Underperform:** In our view, the stock's fundamentals are relatively less attractive than peers at the current price. Our thesis is based on our analysis of the company's outlook, financial performance, catalysts, valuation and risk profile.

**SELL:** We have a negative outlook on the stock based on our expected absolute or relative return over the investment period. Our thesis is based on our analysis of the company's outlook, financial performance, catalysts, valuation and risk profile. We recommend investors reduce their position.

**Under Review:** We actively follow the company, although our estimates, rating and target price are under review.

**Restricted:** The rating and target price have been suspended temporarily to comply with applicable regulations and/or Yuanta policies.

Note: Yuanta research coverage with a Target Price is based on an investment period of 12 months. Greater China Discovery Series coverage does not have a formal 12 month Target Price and the recommendation is based on an investment period specified by the analyst in the report.

### Global Disclaimer

© 2018 Yuanta. All rights reserved. The information in this report has been compiled from sources we believe to be reliable, but we do not hold ourselves responsible for its completeness or accuracy. It is not an offer to sell or solicitation of an offer to buy any securities. All opinions and estimates included in this report constitute our judgment as of this date and are subject to change without notice.

This report provides general information only. Neither the information nor any opinion expressed herein constitutes an offer or invitation to make an offer to buy or sell securities or other investments. This material is prepared for general circulation to clients and is not intended to provide tailored investment advice and does not take into account the individual financial situation and objectives of any specific person who may receive this report. Investors should seek financial advice regarding the appropriateness of investing in any securities, investments or investment strategies discussed or recommended in this report. The information contained in this report has been compiled from sources believed to be reliable but no representation or warranty, express or implied, is made as to its accuracy, completeness or correctness. This report is not (and should not be construed as) a solicitation to act as securities broker or dealer in any jurisdiction by any person or company that is not legally permitted to carry on such business in that jurisdiction.

Yuanta research is distributed in the United States only to Major U.S. Institutional Investors (as defined in Rule 15a-6 under the Securities Exchange Act of 1934, as amended and SEC staff interpretations thereof). All transactions by a US person in the securities mentioned in this report must be effected through a registered broker-dealer under Section 15 of the Securities Exchange Act of 1934, as amended. Yuanta research is distributed in Taiwan by Yuanta Securities Investment Consulting. Yuanta research is distributed in Hong Kong by Yuanta Securities (Hong Kong) Co. Limited, which is licensed in Hong Kong by the Securities and Futures Commission for regulated activities, including Type 4 regulated activity (advising on securities). In Hong Kong, this research report may not be redistributed, retransmitted or disclosed, in whole or in part or and any form or manner, without the express written