

當日市場：外資減少賣超

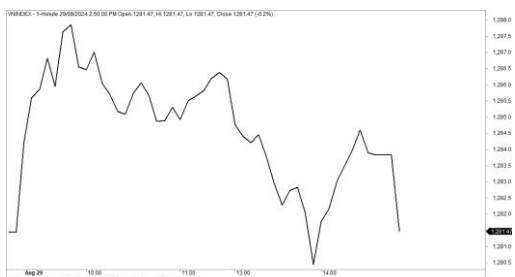
2024/08/30

市場走勢

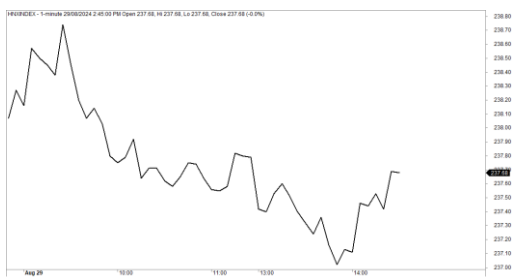
市場指數	VNI	HNI	UPCOM
收盤	1,281.47	237.88	93.85
%日	0.00%	-0.15%	-0.29%
%週	-0.10%	-0.25%	-0.68%
%月	2.80%	0.15%	-1.69%
%年	6.40%	-3.49%	1.61%
成交值(Bil.VND)			
當日	13,994	704	446
日均量/週	16,312	1,081	607
日均量/月	16,623	1,208	818
外資進出			
買進	1,786.03	41.00	8.70
賣出	1,901.95	21.73	9.08
買賣超	-115.91	19.27	-0.38
市場漲跌家數			
上漲	133	72	158
下跌	182	85	149
持平	105	158	596
市場指標			
P/E	13.89	16.54	22.72
總市值 (兆盾)	5,262	335	1,455
股息殖利率 ²	2.02%	2.92%	4.17%

資料源: Bloomberg - YSVN

VNINDEX



HNXINDEX



市場走勢

市場在盤中有所上漲，但上行勢頭坎坷，並在接近尾盤的交易日漲幅收窄。具體而言，VN-Index 收盤僅小幅上漲，止於 1281.47，而 HNX-Index 下跌 0.15%，Upcom-Index 下跌 0.3%。3 大市場的交易額均下降至 15 兆 1,440 億越南盾。

在向銀行開放信貸空間以達到 2024 年信貸目標 80% 的消息後，銀行股領漲市場，STB (3.05%)、HDB (1.11%)、MBB (0.81%) 是突出上漲的股票。此外，BCM (2.88%)、VHM (1.47%) 也是積極上漲的藍籌股。相反，PLX、VRE、VNM、GVR、MSN、BID 在當日的交易日走弱。儘管銀行股非常積極，但市場出現分化，鋼鐵和房地產等股再次調整。相反，畜牧和化學品出現積極走勢。

外資繼續賣超僅 980 億越南盾，其中 HPG (1300 億)、VCI (900 億)、VRE (840 億) 在賣超方面的榜首。相反，FPT (1120 億)、STB (1,120 億)、MWG (440 億) 在買超方面領先。

市場短期觀點

我們認為市場可能會在下一交易日繼續上漲，VN-Index 可能會重新測試 1,290 - 1,300 點的阻力位。同時，現金流仍主要集中在大型股，市場仍處於積極劇烈波動時期的階段，因此市場可能會快速結束調整期，我們預計 VN-Index 可能會快速突破 1,290 - 1,300 點的阻力位。此外，短期情緒指標持續上漲，顯示投資者對當前市場走勢仍持樂觀態度。大盤的短期走勢仍維持上漲。因此，我們建議投資者繼續持有高比例的股票，並在調整時期買進新股。

請在 <https://ysraar.yuanta.com.vn/> 查看有關股票的信號。



We Create Fortune

技術分析圖



指數技術分析圖 VN-Index



指數技術分析圖 HNX-Index

指數	短期趨勢	中期趨勢	阻力區 1	阻力區 2	支撐區 1	支撐區 2
VN-Index	上漲	中性	1300	1330	870	800
HNX-Index	上漲	中性	260	306	189	160
VN30	上漲	中性	1336	1350	980	960
VNMidcaps	上漲	中性	1280	1250	963	900
VNSmallcaps	上漲	中性	1250	1250	804	750

We Create Fortune

胡志明市交易所 (HSX)

	收盤	漲跌%
VNI	1281.47	0.00%
VN30	1326.67	0.24%
VN Mid	1917.62	-0.41%
VN Small	1431.73	-0.40%

河內交易所 (HSX)

	收盤	漲跌%
HNI	237.88	-0.15%
HN30	523.7	-0.22%
VNX AllSh	1323.42	0.01%

UPCOM 市場 (UPCoM)

	收盤	漲跌%
UPCoM	93.85	-0.29%

外資交易	成交值 (Bil.VND)
買進	1786.03
賣出	1901.95
買超/賣超	-115.91

外資交易	成交值 (Bil.VND)
買進	41.00
賣出	21.73
買超/賣超	19.27

外資交易	成交值 (Bil.VND)
買進	8.70
賣出	9.08
買超/賣超	-0.38

上漲排名/股碼	漲跌(VND)	漲跌%
SGR	2600	6.90%
VCF	15200	5.70%
NO1	360	5.17%
BMC	900	4.65%
NAF	650	3.50%

上漲排名/股碼	漲跌(VND)	漲跌%
CTP	1900	9.95%
L40	2200	9.69%
API	300	3.45%
IPA	300	2.26%
DHT	1200	1.76%

上漲排名/股碼	漲跌(VND)	漲跌%
GPC	258	4.96%
VLC	509	2.60%
DSC	531	2.41%
CSI	604	2.15%
SGP	594	2.13%

下跌排名/股碼	漲跌(VND)	漲跌%
QCG	-340	-5.32%
HHP	-370	-3.71%
PAC	-1500	-3.49%
VCI	-1400	-2.94%
NTL	-600	-2.56%

下跌排名/股碼	漲跌(VND)	漲跌%
KSV	-3700	-6.07%
HBS	-500	-4.81%
C69	-300	-4.05%
HKT	-300	-3.12%
DL1	-200	-2.78%

下跌排名/股碼	漲跌(VND)	漲跌%
PSB	-940	-11.75%
VOC	-1265	-5.86%
DGT	-219	-3.04%
BCR	-91	-1.75%
TTN	-250	-1.61%

*備註：市值>5,000 億盾；成交值>15 億盾

市值排名/股碼	Bil.VND
VCB	509,166,214
BID	282,741,621
FPT	194,677,727
GAS	192,466,799
CTG	187,412,712

市值排名/股碼	Bil.VND
IDC	20,096,996
PVS	19,214,245
MBS	15,427,020
HUT	15,351,206
THD	13,705,999

市值排名/股碼	Bil.VND
VGI	205,137,656
MCH	146,362,850
BSR	74,948,377
VEA	58,321,032
MVN	47,201,117

交易量排名/股碼	成交值	30 日均
VIX	54,515,500	25,368,700
MSB	28,304,300	10,929,232
STB	25,493,800	7,761,585
VPB	24,001,502	18,413,175
MBB	22,757,901	15,943,058

交易量排名/股碼	成交值	30 日均
SHS	61,156,941,700	10,153,628
DL1	10,266,445,600	2,138,191
GKM	2,201,130,000	2,710,214
CEO	41,685,125,900	6,109,230
HKT	18,226,869,600	140,736

交易量排名/股碼	成交值	30 日均
BSR	83,018,641,300	9,504,877
BCR	6,451,825,200	2,280,085
VOC	1,691,121,800	53,789
OIL	14,215,105,600	2,839,350
PSB	6,553,891,400	318,804

資料源: Bloomberg & Yuanta Research

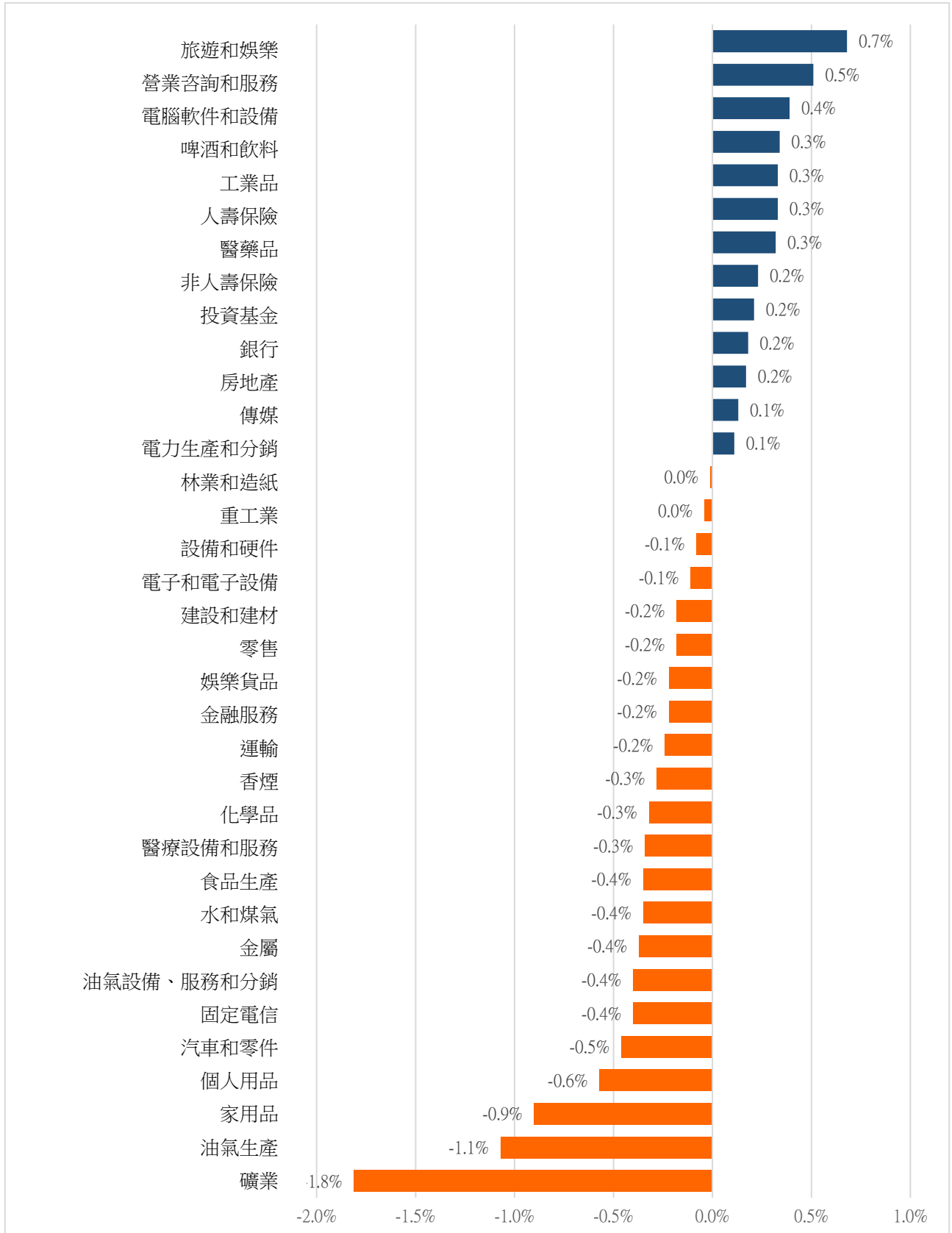
資料源: Bloomberg & Yuanta Research

資料源: Bloomberg & Yuanta Research



We Create Fortune

各行業板塊的交易走勢



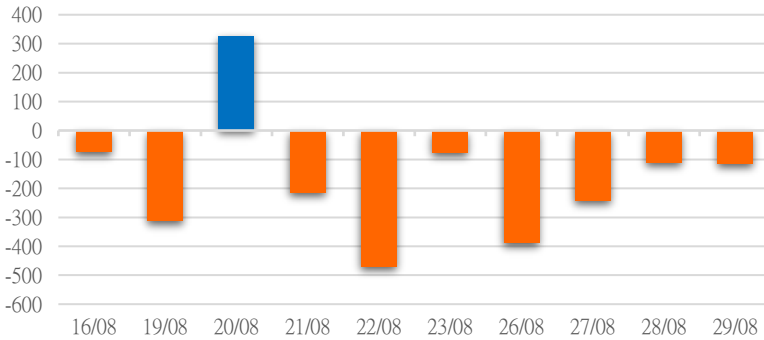
資料源: FiinPro - YSVN



We Create Fortune

外資買進賣統計

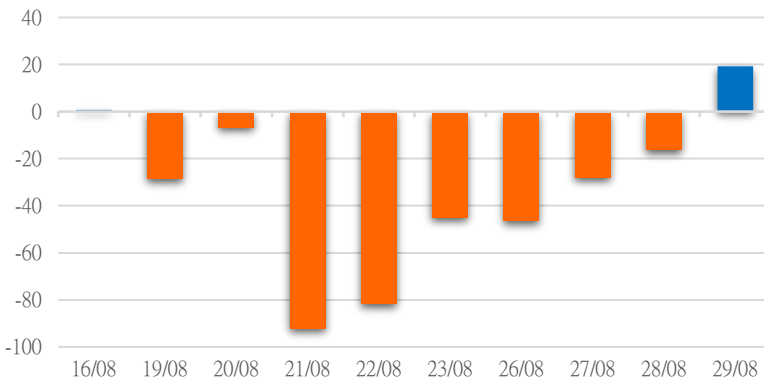
HSX 外資每日買/賣超



證券代碼	買超金額 (Mil.VND)	證券代碼	賣超金額 (Mil.VND)
FPT	112,462	HPG	-129,619
STB	111,661	VCI	-90,269
MWG	43,719	VRE	-84,464
VCB	37,484	TCB	-45,997
FRT	33,996	VPB	-43,679

HSX 外資買/賣超的前 5 名

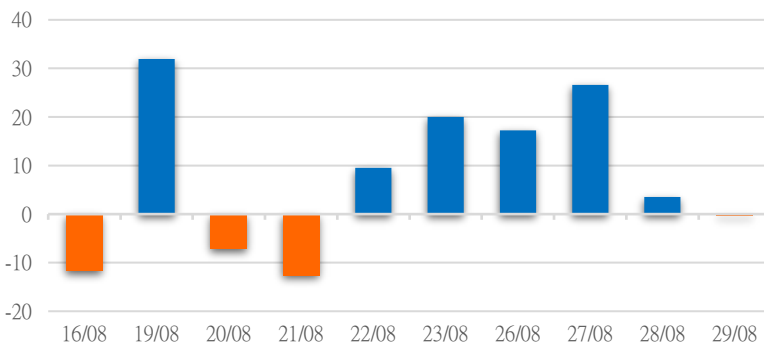
HNX 外資每日買/賣超



證券代碼	買超金額 (Mil.VND)	證券代碼	賣超金額 (Mil.VND)
PVS	12,439	LAS	-4,531
IDC	11,901	TNG	-2,400
IDV	2,328	DTD	-1,447
SHS	2,111	NTP	-1,444
MBS	1,654	API	-831

HNX 外資買/賣超的前 5 名

UPCOM 外資每日買/賣超



證券代碼	買超金額 (Mil.VND)	證券代碼	賣超金額 (Mil.VND)
IDP	841	BSR	-1,243
KLB	764	MCH	-1,129
MFS	158	GDA	-785
MPC	144	QTP	-559
GHC	129	VEA	-456

UPCOM 外資買/賣超的前 5 名

源: FiinPro - YSVN



We Create **Fortune**

自營統計

證券代碼	買超金額 (Mil.VND)	證券代碼	賣超金額 (Mil.VND)
FPT	32,694	MBB	70,929
VRE	11,957	MWG	31,544
PC1	11,711	CTG	29,252
VNM	11,392	SSI	25,117
HCM	11,303	FUEDCMD	23,046

HSX 自營交易最大前名

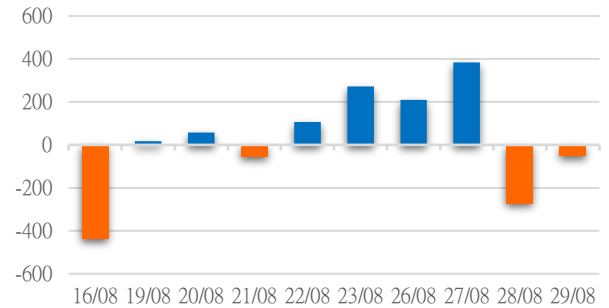
證券代碼	買超金額 (Mil.VND)	證券代碼	賣超金額 (Mil.VND)
NDN	59	PLC	338

HNX 自營交易最大前名

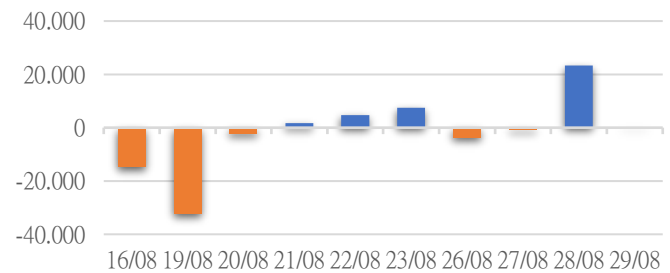
證券代碼	買超金額 (Mil.VND)	證券代碼	賣超金額 (Mil.VND)
		VOC	31,946
		QTP	1,117

UPCoM 自營交易最大前名

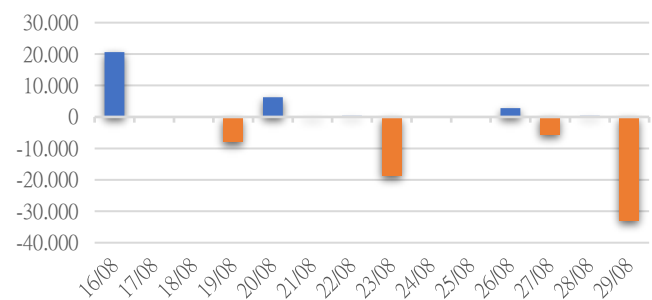
HSX 自營交易每日買/賣超
(Bil.VND)



HNX 自營交易每日買/賣超
(Mil.VND)



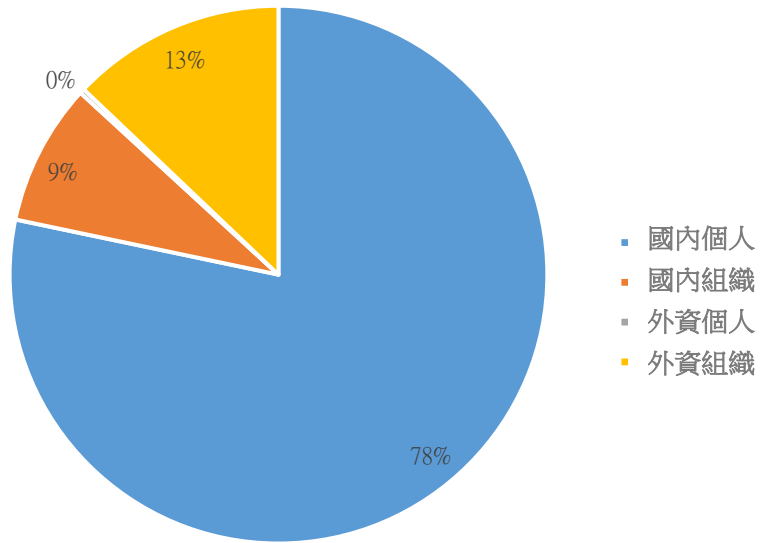
UPCoM 自營交易每日買/賣超
(Mil.VND)





We Create **Fortune**

越南證券市場投資人類別統計

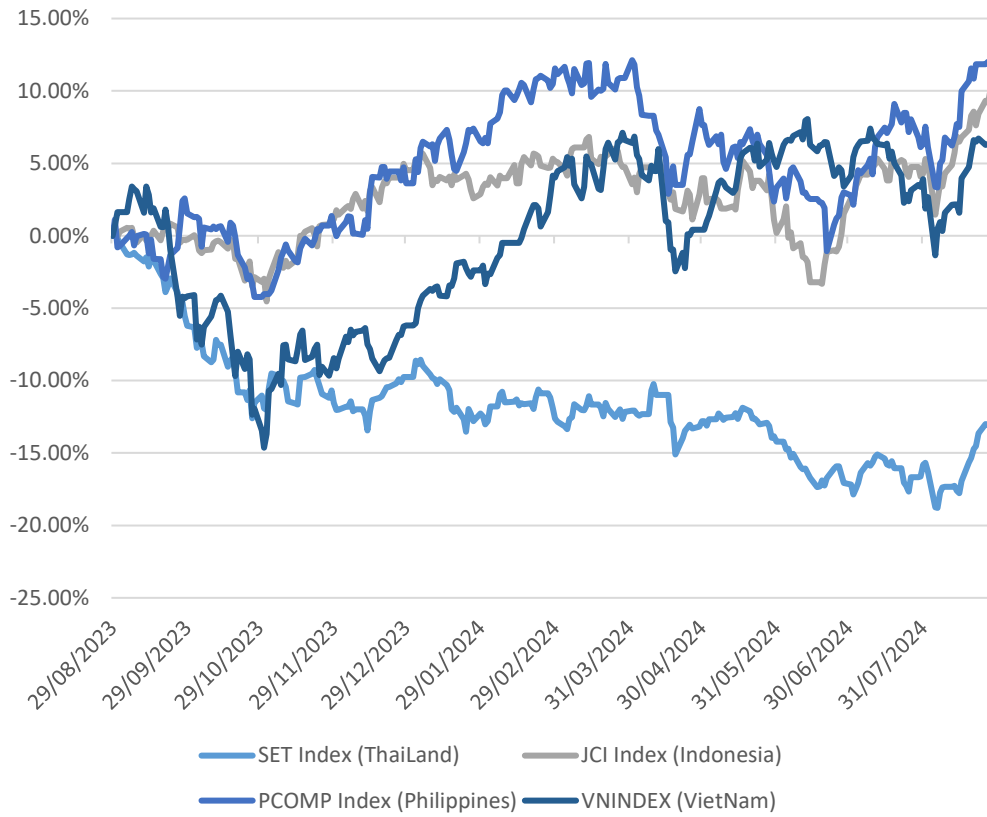


資料源: FiinPro - YSVN



We Create Fortune

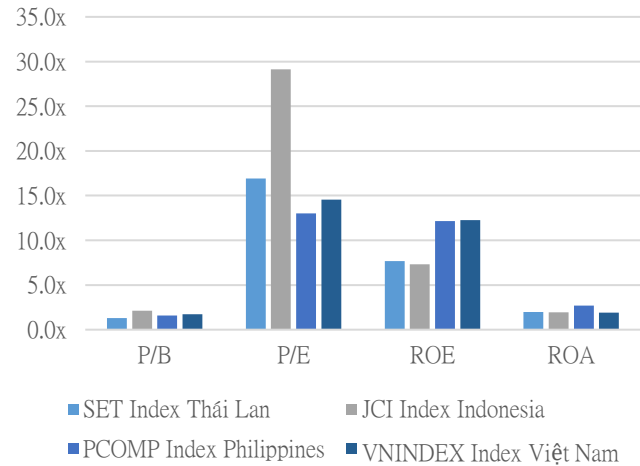
東南亞主要市場走勢比較



東南亞主要市場數據

	Thailand	Indonesia	Philippines	Vietnam
P/B	1.3x	2.1x	1.6x	1.7x
P/E	16.9x	29.1x	13.0x	14.6x
ROE	7.69%	7.32%	12.14%	12.27%
ROA	1.99%	1.95%	2.68%	1.90%
Vốn hóa	Tỷ USD 496.29	847.85	169.98	211.88
GTGD	Triệu USD 1.21	0.72	0.06	0.59
LS cổ tức	% 3.48	3.18	2.71	1.60

源: Bloomberg & YSVN





We Create **Fortune**

元大證券（越南）公司

個人客戶分析部

Nguyễn Th ệ Minh
研究分析經理
+84 28 3622 6868 ext 3826
minh.nguyen@yuanta.com.vn

Lý Thị Hi ệ n
研究分析主管
+84 28 3622 6868 ext 3908
hien.ly@yuanta.com.vn

Quách Đức Khánh
研究分析副主管
+84 28 3622 6868 ext 3833
khanh.quach@yuanta.com.vn

Khổng Hữu Hiệp
高級分析專員
+84 28 3622 6868 ext 3912
hiiep.khong@yuanta.com.vn

Nguyễn Trịnh Ngọc Hồng
高級分析專員
+84 28 3622 6868 ext 3832
hong.nguyen@yuanta.com.vn

Phạm Tấn Phát
高級分析專員
+84 28 3622 6868 ext 3880
phat.pham@yuanta.com.vn

個人客戶業務部

Phạm Đắc Thành
北部營業中心經理
+84 28 3622 6868 ext 3416
thanh.pham@yuanta.com.vn

Võ Thị Thu Thủy
平陽分行經理
+84 28 3622 6868 ext 3505
thuy.vo@yuanta.com.vn

Lương Kỳ Ty
堤岸分行經理
+84 28 3622 6868 ext 3653
ty.luong@yuanta.com.vn

Bùi Quốc Phong
同奈分行經理
+84 28 3622 6868 ext 3701
phong.bui@yuanta.com.vn

Võ Đình Tuấn
峴港分行經理
+84 28 3622 6868 ext 3301
tuan.vo@yuanta.com.vn

Nguyễn Việt Quang
河內分行經理
+84 28 3622 6868 ext 3404
quang.nguyen@yuanta.com.vn

Đinh Thị Thu Cúc
頭頓分行經理
+84 28 3622 6868 ext 3203
cuc.dinh@yuanta.com.vn



We Create **Fortune**

Appendix A: Important Disclosures

Analyst Certification

Each research analyst primarily responsible for the content of this research report, in whole or in part, certifies that with respect to each security or issuer that the analyst covered in this report: (1) all of the views expressed accurately reflect his or her personal views about those securities or issuers; and (2) no part of his or her compensation was, is, or will be, directly or indirectly, related to the specific recommendations or views expressed by that research analyst in the research report.

Ratings Definitions

BUY: We have a positive outlook on the stock based on our expected absolute or relative return over the investment period. Our thesis is based on our analysis of the company's outlook, financial performance, catalysts, valuation and risk profile. We recommend investors add to their position.

HOLD-Outperform: In our view, the stock's fundamentals are relatively more attractive than peers at the current price. Our thesis is based on our analysis of the company's outlook, financial performance, catalysts, valuation and risk profile.

HOLD-Underperform: In our view, the stock's fundamentals are relatively less attractive than peers at the current price. Our thesis is based on our analysis of the company's outlook, financial performance, catalysts, valuation and risk profile.

SELL: We have a negative outlook on the stock based on our expected absolute or relative return over the investment period. Our thesis is based on our analysis of the company's outlook, financial performance, catalysts, valuation and risk profile. We recommend investors reduce their position.

Under Review: We actively follow the company, although our estimates, rating and target price are under review.

Restricted: The rating and target price have been suspended temporarily to comply with applicable regulations and/or Yuanta policies.

Note: Yuanta research coverage with a Target Price is based on an investment period of 12 months. Greater China Discovery Series coverage does not have a formal 12 month Target Price and the recommendation is based on an investment period specified by the analyst in the report.

Global Disclaimer

© 2018 Yuanta. All rights reserved. The information in this report has been compiled from sources we believe to be reliable, but we do not hold ourselves responsible for its completeness or accuracy. It is not an offer to sell or solicitation of an offer to buy any securities. All opinions and estimates included in this report constitute our judgment as of this date and are subject to change without notice.

This report provides general information only. Neither the information nor any opinion expressed herein constitutes an offer or invitation to make an offer to buy or sell securities or other investments. This material is prepared for general circulation to clients and is not intended to provide tailored investment advice and does not take into account the individual financial situation and objectives of any specific person who may receive this report. Investors should seek financial advice regarding the appropriateness of investing in any securities, investments or investment strategies discussed or recommended in this report. The information contained in this report has been compiled from sources believed to be reliable but no representation or warranty, express or implied, is made as to its accuracy, completeness or correctness. This report is not (and should not be construed as) a solicitation to act as securities broker or dealer in any jurisdiction by any person or company that is not legally permitted to carry on such business in that jurisdiction.

Yuanta research is distributed in the United States only to Major U.S. Institutional Investors (as defined in Rule 15a-6 under the Securities Exchange Act of 1934, as amended and SEC staff interpretations thereof). All transactions by a US person in the securities mentioned in this report must be effected through a registered broker-dealer under Section 15 of the Securities Exchange Act of 1934, as amended. Yuanta research is distributed in Taiwan by Yuanta Securities Investment Consulting. Yuanta research is distributed in Hong Kong by Yuanta Securities (Hong Kong) Co. Limited, which is licensed in Hong Kong by the Securities and Futures Commission for regulated activities, including Type 4 regulated activity (advising on securities). In Hong Kong, this research report may not be redistributed, retransmitted or disclosed, in whole or in part or and any form or manner, without the express written