

上漲至 1310-1314 點

2024/09/18

合約走勢					
收盤	+/-	交易量	到期日	剩餘時間	
單位	點數	點數	合約	日期	日
VN30F2409	1305.8	23.8	184,639	19/09	4
VN30F2410	1306.9	23.4	9055	17/10	32
VN30F2412	1302.2	23.7	504	19/12	95
VN30F2503	1302.2	16.6	75	20/03	186

源自 Bloomberg - YSVN

合約更改交易量和持倉量				
交易量	+/-	OI	+/-	
單位	合約	%	%	
VN30F2409	184,639	9.5%	43,762	
VN30F2410	9,055	137.2%	5,158	
VN30F2412	504	-35.1%	903	
VN30F2503	75	33.9%	113	

源自：Bloomberg - YSVN

合約的基差變動			
基差	前一盤	+/-	
單位	點數	點數	點數
VN30F2409	2.1	0.6	1.5
VN30F2410	3.3	0.6	2.6
VN30F2412	-1.5	-2.9	1.4
VN30F2503	-1.5	4.2	-5.7

源自：Bloomberg - YSVN

Pham Tan Phat
高級分析專員
Email: phat.pham@yuanta.com.vn
Phone: (084) 28 3622 6868 ext 3880

合約走勢

- 股票市場努力復甦和維持上漲趨勢幫助期貨合約大幅上漲，隨著到期日的逼近，基差回歸到優質狀態。其中，VN30F2409 合約收漲近 24 點，基差達 2.1 點。
- VN30F2409 的成交量比前一交易日增加 10%，隨著該合約的到期周，持倉量減少至 43,762 份。

VN30F1M 的評估

- VN30F2409 大幅上漲，價格走勢圖逼近 50% 斐波那契水平，相當於 1308 點。RSI 指標在 30 分鐘框架內出現進入超買區域但沒有反轉訊號，顯示上漲慣性可能會在下一交易日繼續上漲到 1308-1310 點。
- 同時，VN30F2409 合約的短期趨勢在日線圖維持下跌，追蹤停損相當於 1316 點。

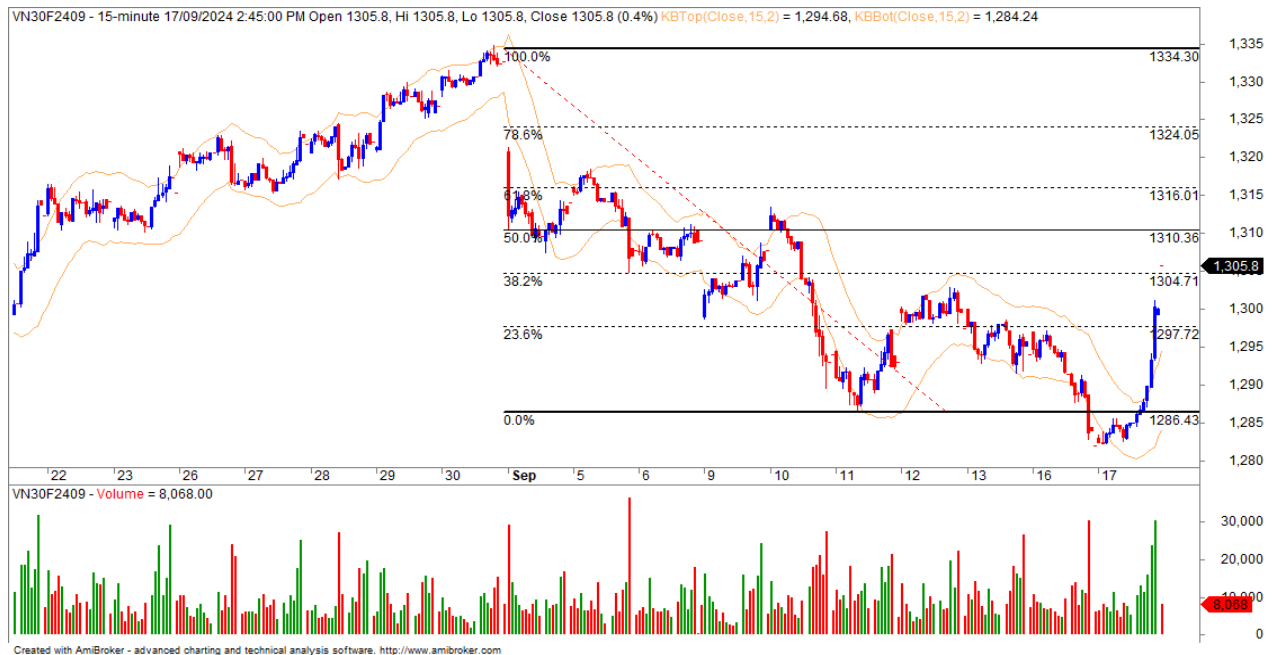
投資策略

當天策略 (Intraday)	投資者考慮在 1300-1302 點的調整期開設多頭，停損於 1298，止盈在 1310-1314 點。 空頭倉位考慮在 1314 點開設，停損於 1318 點。
主要短期 趨勢策略 (Daily)	投資者在到期日逼近時平掉空頭倉位。



We Create Fortune

VN30F1M 合約走勢圖

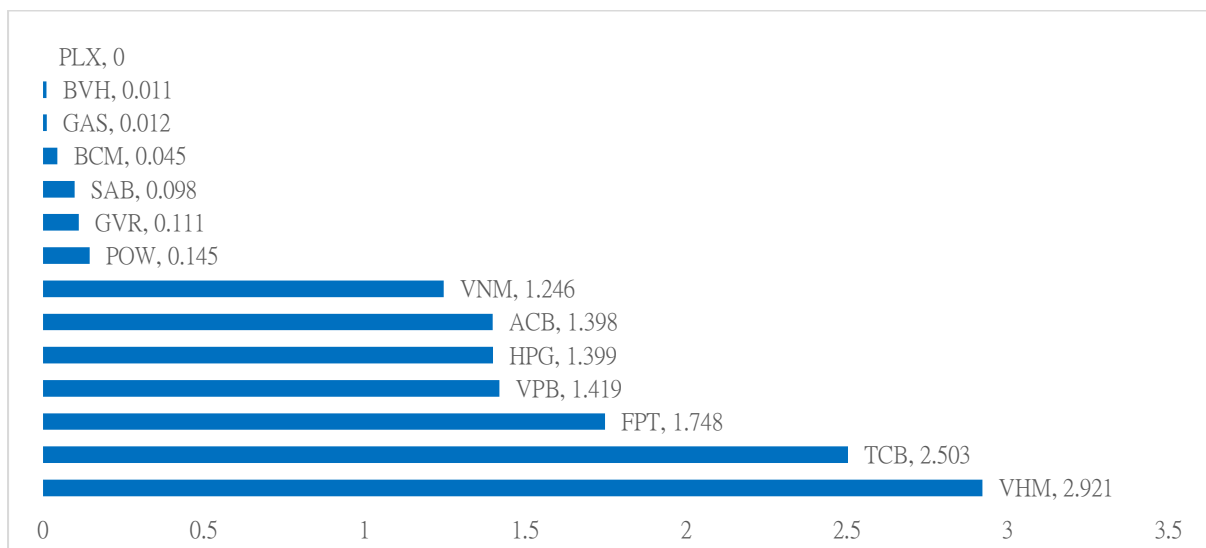


	VN30F2409-Daily	VN30F2409-1H
趨勢	下跌	上漲
支撐 1	1275	1300
支撐 2	1262	1288
阻力 1	1316	1308
阻力 2	1323	1314

VN30-INDEX 指數走勢

VN30-Index 收盤下跌 1.74%，其中 VHM, TCB 和 FPT 是對指數積極貢獻最多的 3 檔股票。

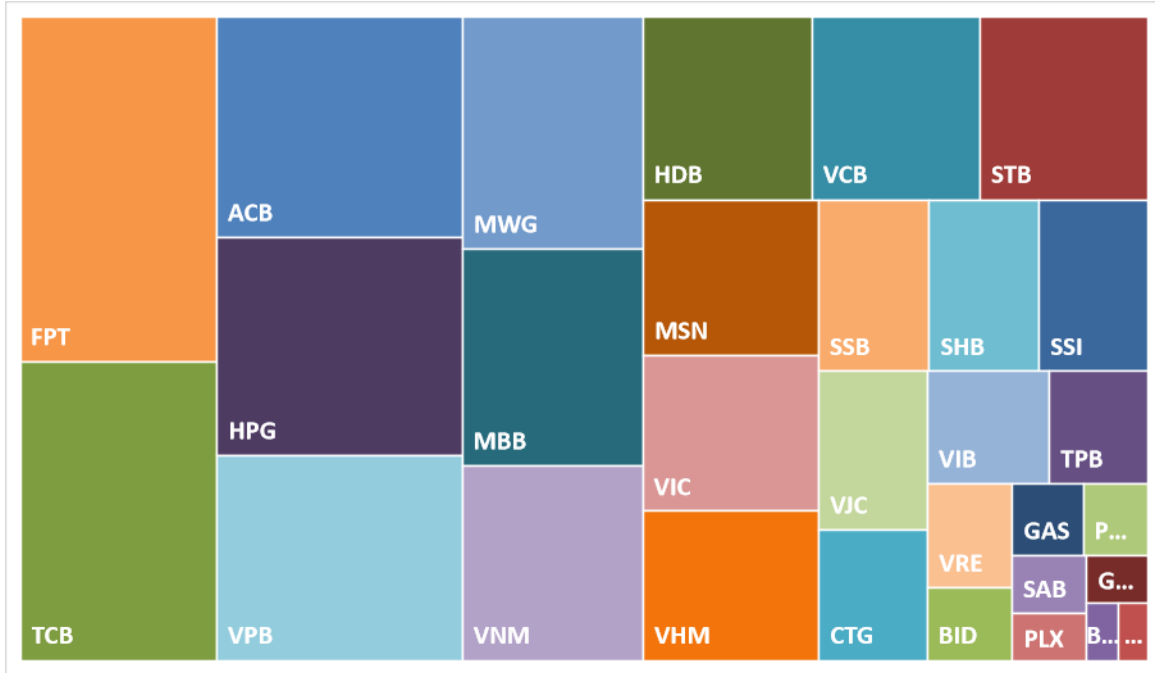
VN30-INDEX 中最有影響力的成份股





We Create **Fortune**

VN30-INDEX 中的資本化



VHM 的走勢圖





We Create Fortune

VN30-INDEX 中的成分股

股碼	公司名稱	行業	比重	收盤價	資本化	PER	PBR	3個月平均交易量	外資持有	52週最高	52週最底
		單位	%	VND	Bil. VND	x	x	'000 cp	%	VND	VND
BID	越南投資與發展商業股份銀行	金融	7.5%	24,500	109,433	6.7	1.5	7,007	30%	26,261	18,217
KDH	Khang Dien 房屋貿易投資股份公司	房地產	0.2%	71,400	73,899	29.6	3.9	882	2%	74,500	50,400
CTG	越南工商股份銀行	金融	0.8%	48,700	277,611	12.2	2.1	2,363	17%	56,700	34,608
ACB	亞洲商業股份銀行	金融	0.2%	42,850	31,809	17.0	1.4	695	26%	48,300	38,200
PLX	越南油氣集團	能源	2.1%	34,950	187,681	9.3	1.4	7,247	27%	37,150	24,431
BVH	Bao Viet 集團	金融	9.9%	132,900	194,094	27.2	7.1	5,497	46%	139,700	71,826
FPT	FPT 發展投資工藝股份公司	科技	0.6%	72,700	170,312	15.1	2.4	1,374	2%	91,422	71,569
GAS	越南氣體總公司 - 股份公司	公用服務	0.4%	35,600	142,400	50.7	2.8	3,550	1%	39,000	16,450
POW	越南天然氣股份總公司	公用服務	4.4%	26,600	77,474	6.4	1.5	7,459	19%	27,700	16,550
HDB	胡志明市發展商業股份銀行	金融	6.8%	25,250	161,505	14.5	1.5	19,482	23%	29,950	20,545
HPG	Hoa Phat (和發) 集團股份公司	原材料	5.4%	24,250	128,678	6.0	1.3	15,552	23%	25,750	16,950
MBB	軍隊貿易股份銀行	金融	3.7%	74,500	107,157	157.2	3.2	4,866	30%	81,600	56,000
MSN	Masan 集團股份公司	必需消費品	6.0%	66,800	97,656	44.3	3.7	8,220	47%	70,800	33,600
MWG	世界移動通信投資股份公司	非必需消費品	0.4%	45,000	57,177	15.7	2.2	2,040	18%	51,700	31,300
NVL	Nova 房地產投資集團股份公司	房地產	0.6%	12,550	29,390	28.0	0.9	11,004	4%	15,900	10,400
PNJ	Phu Nhuan (富潤) 珠寶股份公司	非必需消費品	0.6%	56,500	72,465	17.2	3.0	861	61%	83,100	52,000
GVR	越南橡膠工業集團	原材料	2.5%	10,400	38,089	4.7	0.7	15,150	3%	12,500	9,990
PDR	Phat Dat 開發房地產股份公司	房地產	2.0%	15,450	43,801	9.5	1.3	3,209	0%	23,769	15,050
TPB	Tien Phong 股份商業銀行	金融	2.6%	32,700	49,349	17.3	2.0	11,333	#VALUE!	39,250	25,650
SAB	西貢啤酒 - 酒精 - 飲料股份公司	必需消費品	4.3%	29,850	56,274	6.9	1.1	9,090	23%	33,700	25,850
SSI	SSI 西貢證券股份公司	金融	7.9%	22,750	160,274	7.5	1.2	13,926	21%	25,250	13,600
STB	西貢商信銀行 (sacombank)	金融	1.5%	18,150	39,960	8.4	1.1	9,373	29%	20,250	15,600
TCB	越南技商股份銀行 (Techcombank)	金融	4.2%	90,500	505,813	15.2	2.8	1,591	23%	100,500	80,100
VCB	越南外商貿易股份銀行	金融	4.4%	44,000	191,592	8.1	1.0	8,976	14%	51,400	34,000
VHM	Vinhomes 股份公司	房地產	1.8%	18,150	54,071	7.1	1.4	3,905	4%	21,368	14,786
VIC	Vingroup 集團股份公司	房地產	3.8%	42,900	164,035	43.4	1.2	2,541	10%	53,900	38,700
VJC	Vietjet 越捷航空股份公司	工業	2.4%	105,000	56,869	61.4	3.4	768	13%	119,600	94,000
VNM	越南牛奶股份公司	必需消費品	4.7%	73,400	153,403	17.7	4.5	4,723	52%	79,800	63,000
VPB	Viet Nam Thinh Vuong (越南繁榮) 貿易股份銀行	金融	6.8%	18,650	147,968	12.3	1.1	20,928	26%	23,150	17,500
VRE	Vincom Retail 股份公司	房地產	1.3%	19,400	44,083	9.8	1.1	11,031	22%	28,750	16,700



We Create **Fortune**

元大證券（越南）公司

個人客戶分析部

Nguyễn Thế Minh

研究分析經理

+84 28 3622 6868 ext 3826

minh.nguyen@yuantan.com.vn

Lý Thị Hiền

研究分析主管

+84 28 3622 6868 ext 3908

hien.ly@yuantan.com.vn

Quách Đức Khánh

高級分析專員

+84 28 3622 6868 ext 3833

khanh.quach@yuantan.com.vn

Khổng Hữu Hiệp

高級分析專員

+84 28 3622 6868 ext 3912

hiep.khong@yuantan.com.vn

Nguyễn Trịnh Ngọc Hồng

高級分析專員

+84 28 3622 6868 ext 3832

hong.nguyen@yuantan.com.vn

Phạm Tấn Phát

高級分析專員

+84 28 3622 6868 ext 3880

phat.pham@yuantan.com.vn

個人客戶業務部

Nguyễn Thanh Tùng

總公司業務經理

+84 28 3622 6868 ext 3609

tung.nguyen@yuantan.com.vn

Phạm Đắc Thành

北部區域經理

+84 28 3622 6868 ext 3416

thanh.pham@yuantan.com.vn

Nguyễn Mạnh Hoat

南部區域經理（胡志明市）

+84 28 3622 6868 ext 3847

hoat.nguyen@yuantan.com.vn

Lương Kỳ Ty

堤岸分行經理

+84 28 3622 6868 ext 3653

ty.luong@yuantan.com.vn

Bùi Quốc Phong

同奈分行經理

+84 28 3622 6868 ext 3701

phong.bui@yuantan.com.vn

Võ Thị Thu Thủy

平陽分行經理

+84 28 3622 6868 ext 3505

thuy.vo@yuantan.com.vn

Nguyễn Việt Quang

河內分行經理

+84 28 3622 6868 ext 3404

quang.nguyen@yuantan.com.vn

Võ Đình Tuấn

峴港分行經理

+84 28 3622 6868 ext 3301

tuan.vo@yuantan.com.vn

Đinh Thị Thu Cúc

頭頓分行經理

+84 28 3622 6868 ext 3203

cuc.dinh@yuantan.com.vn



We Create **Fortune**

Appendix A: Important Disclosures

Analyst Certification

Each research analyst primarily responsible for the content of this research report, in whole or in part, certifies that with respect to each security or issuer that the analyst covered in this report: (1) all of the views expressed accurately reflect his or her personal views about those securities or issuers; and (2) no part of his or her compensation was, is, or will be, directly or indirectly, related to the specific recommendations or views expressed by that research analyst in the research report.

Ratings Definitions

BUY: We have a positive outlook on the stock based on our expected absolute or relative return over the investment period. Our thesis is based on our analysis of the company's outlook, financial performance, catalysts, valuation and risk profile. We recommend investors add to their position.

HOLD-Outperform: In our view, the stock's fundamentals are relatively more attractive than peers at the current price. Our thesis is based on our analysis of the company's outlook, financial performance, catalysts, valuation and risk profile.

HOLD-Underperform: In our view, the stock's fundamentals are relatively less attractive than peers at the current price. Our thesis is based on our analysis of the company's outlook, financial performance, catalysts, valuation and risk profile.

SELL: We have a negative outlook on the stock based on our expected absolute or relative return over the investment period. Our thesis is based on our analysis of the company's outlook, financial performance, catalysts, valuation and risk profile. We recommend investors reduce their position.

Under Review: We actively follow the company, although our estimates, rating and target price are under review.

Restricted: The rating and target price have been suspended temporarily to comply with applicable regulations and/or Yuanta policies.

Note: Yuanta research coverage with a Target Price is based on an investment period of 12 months. Greater China Discovery Series coverage does not have a formal 12 months Target Price and the recommendation is based on an investment period specified by the analyst in the report.

Global Disclaimer

© 2020 Yuanta. All rights reserved. The information in this report has been compiled from sources we believe to be reliable, but we do not hold ourselves responsible for its completeness or accuracy. It is not an offer to sell or solicitation of an offer to buy any securities. All opinions and estimates included in this report constitute our judgment as of this date and are subject to change without notice.

This report provides general information only. Neither the information nor any opinion expressed herein constitutes an offer or invitation to make an offer to buy or sell securities or other investments. This material is prepared for general circulation to clients and is not intended to provide tailored investment advice and does not take into account the individual financial situation and objectives of any specific person who may receive this report. Investors should seek financial advice regarding the appropriateness of investing in any securities, investments or investment strategies discussed or recommended in this report. The information contained in this report has been compiled from sources believed to be reliable but no representation or warranty, express or implied, is made as to its accuracy, completeness or correctness. This report is not (and should not be construed as) a solicitation to act as securities broker or dealer in any jurisdiction by any person or company that is not legally permitted to carry on such business in that jurisdiction.

Yuanta research is distributed in the United States only to Major U.S. Institutional Investors (as defined in Rule 15a-6 under the Securities Exchange Act of 1934, as amended and SEC staff interpretations thereof). All transactions by a US person in the securities mentioned in this report must be effected through a registered broker-dealer under Section 15 of the Securities Exchange Act of 1934, as amended. Yuanta research is distributed in Taiwan by Yuanta Securities Investment Consulting. Yuanta research is distributed in Hong Kong by Yuanta Securities (Hong Kong) Co. Limited, which is licensed in Hong Kong by the Securities and Futures Commission for regulated activities, including Type 4 regulated activity (advising on securities). In Hong Kong, this research report may not be redistributed, retransmitted or disclosed, in whole or in part or any form or manner, without the express written consent of Yuanta Securities (Hong Kong) Co. Limited.