

## 遇到 1339 點的強勁阻力位

2024/09/23

合約走勢					
收盤	+/-	交易量	到期日	剩餘時間	
單位	點數	點數	合約	日期	日
VN30F2410	1330.0	6.0	176,316	17/10	27
VN30F2411	1331.5	1331.5	388	21/11	62
VN30F2412	1329.7	7.5	111	19/12	90
VN30F2503	1330.4	9.4	28	20/03	181

源自 Bloomberg - YSVN

合約更改交易量和持倉量				
交易量	+/-	OI	+/-	
單位	合約	%	%	
VN30F2410	176,316	46.0%	38,437	
VN30F2411	388	-98.9%	388	
VN30F2412	111	-43.4%	982	
VN30F2503	28	-46.2%	28	

源自：Bloomberg - YSVN

合約的基差變動			
基差	前一盤	+/-	
單位	點數	點數	點數
VN30F2410	4.0	-1.5	5.5
VN30F2411	5.5	-1.5	7.0
VN30F2412	3.7	-11.0	14.7
VN30F2503	4.4	3.8	0.6

源自：Bloomberg - YSVN

Pham Tan Phat

高級分析專員

Email: [phat.pham@yuanta.com.vn](mailto:phat.pham@yuanta.com.vn)

Phone: (084) 28 3622 6868 ext 3880

### 合約走勢

- 前一交易日上漲的優勢以及美國股市的積極走勢幫助期貨合約在盤初的交易日積極上漲，上漲差距超過 5 點。VN30F2410 收盤上漲 6 點，基差達 4 點。
- VN30F2410 成交量比前一交易日增加 46%，合約的持倉量強勁增加至 38,437 份。

### VN30F1M 的評估

- VN30F2410 觸及 1339 點附近的最高水平，並匯聚諸多技術因素如布林線、凱爾納通道和趨勢線等。墓碑十字線模式顯示價格猶豫，RSI 指標形成下跌背離，顯示價格可能會無法突破 1339 點，並有再次調整的風險。
- 同時，VN30F2410 合約的短期趨勢在日線圖上漲，追蹤停損相當於 1306 點。

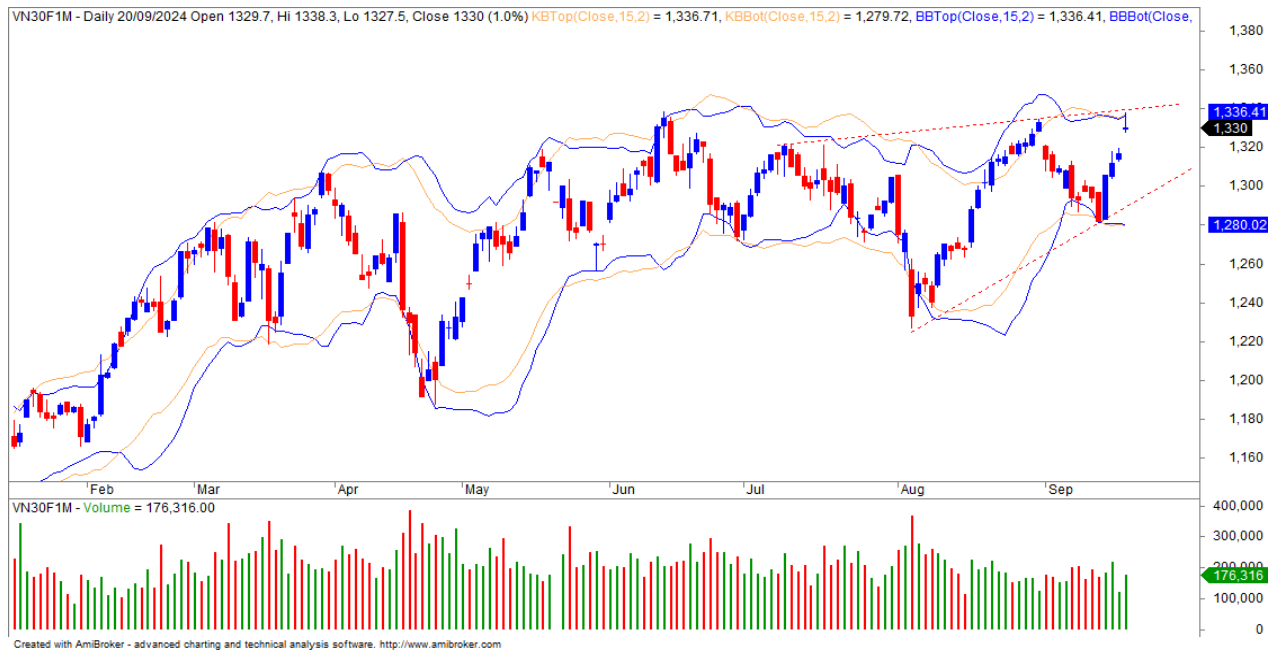
### 投資策略

當天策略 (Intraday)	投資者考慮在 1333-1335 點開設空頭，停損於 1341，止盈在 1316 點。
主要短期 趨勢策略 (Daily)	投資者維持觀察部位，並等待回歸點場。



We Create Fortune

### VN30F1M 合約走勢圖

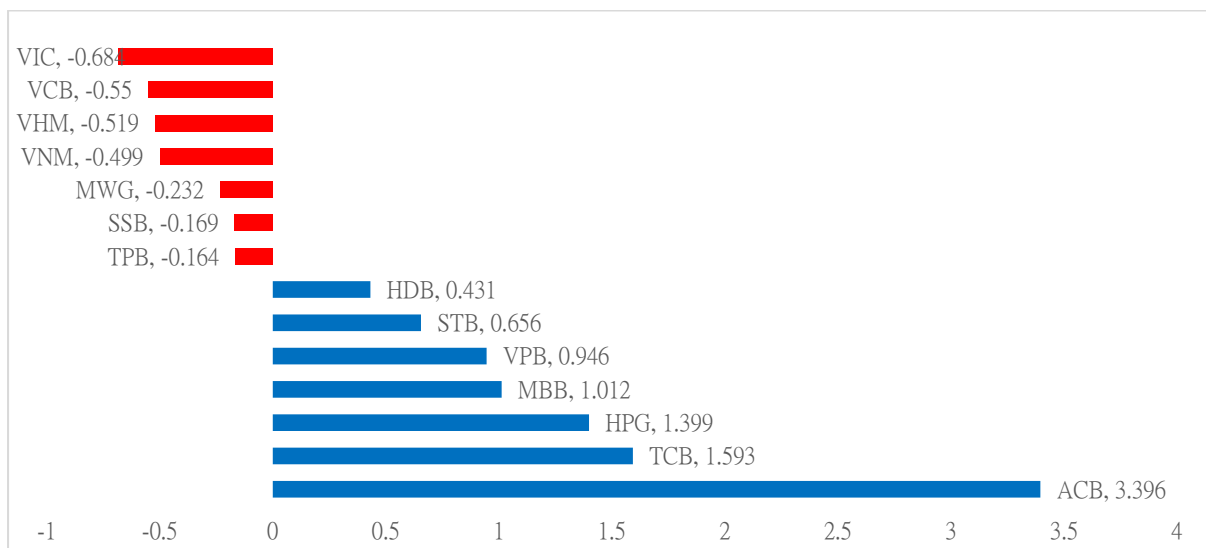


	VN30F2410-Daily	VN30F2410-1H
趨勢	上漲	上漲
支撐 1	1306	1326
支撐 2	1282	1313
阻力 1	1339	1334
阻力 2	1350	1338

### VN30-INDEX 指數走勢

VN30-Index 收盤上漲 0.58%，其中 ACB, TCB 和 HPG 是對指數積極貢獻最多的 3 檔股票。

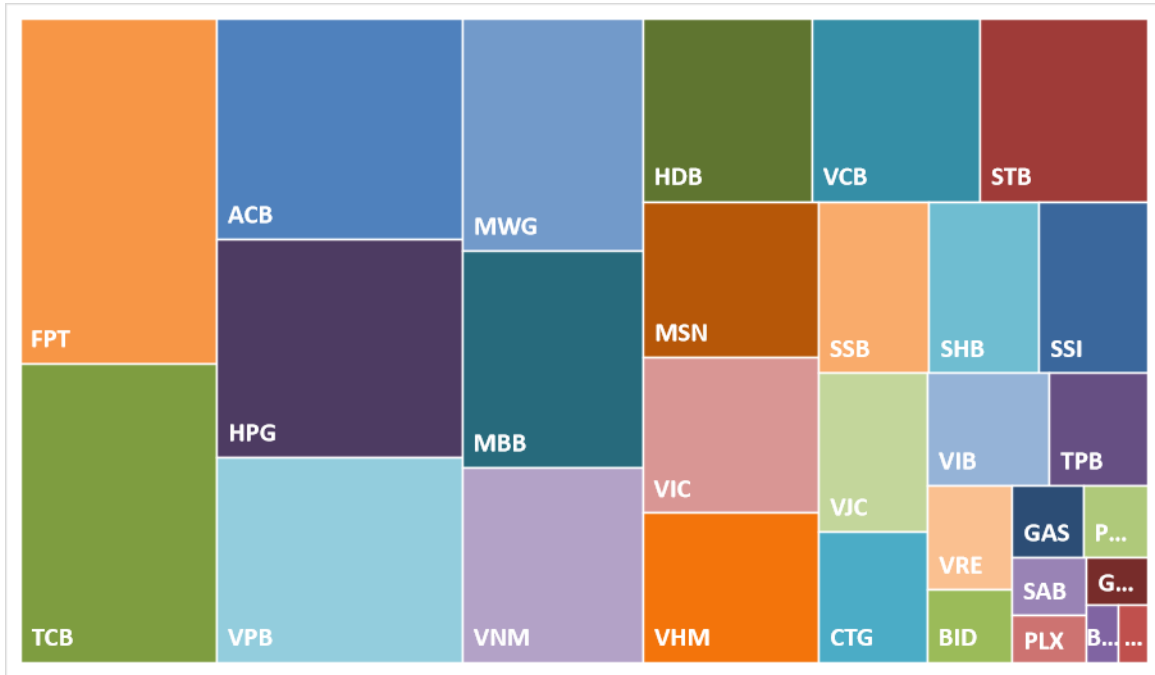
### VN30-INDEX 中最有影響力的成份股





We Create **Fortune**

### VN30-INDEX 中的資本化



### ACB 的走勢圖



We Create Fortune

**VN30-INDEX 中的成分股**

股碼	公司名稱	行業	比重	收盤價	資本化	PER	PBR	3個月平均交易量	外資持有	52週最高	52週最底
		單位	%	VND	Bil. VND	x	x	'000 cp	%	VND	VND
BID	越南投資與發展商業股份銀行	金融	7.5%	24,800	110,773	6.7	1.5	6,998	30%	26,261	18,217
KDH	Khang Dien 房屋貿易投資股份公司	房地產	0.2%	71,900	74,417	29.8	4.0	870	2%	74,500	50,400
CTG	越南工商股份銀行	金融	0.8%	49,250	280,746	12.3	2.2	2,332	17%	56,700	34,608
ACB	亞洲商業股份銀行	金融	0.2%	42,900	31,846	17.1	1.4	682	26%	48,300	38,200
PLX	越南油氣集團	能源	2.2%	36,000	193,320	9.6	1.4	7,356	27%	37,150	24,431
BVH	Bao Viet 集團	金融	10.0%	135,200	197,453	27.7	7.2	5,461	46%	139,700	71,826
FPT	FPT 發展投資工藝股份公司	科技	0.6%	73,400	171,952	15.2	2.5	1,357	2%	90,686	71,569
GAS	越南氣體總公司 - 股份公司	公用服務	0.4%	35,700	142,800	50.8	2.8	3,521	1%	39,000	16,450
POW	越南天然氣股份總公司	公用服務	4.4%	26,850	78,202	6.4	1.5	7,374	19%	27,700	16,550
HDB	胡志明市發展商業股份銀行	金融	6.7%	25,250	161,505	14.5	1.5	19,060	23%	29,950	20,545
HPG	Hoa Phat (和發) 集團股份公司	原材料	5.3%	24,400	129,474	6.0	1.3	15,386	23%	25,750	16,950
MBB	軍隊貿易股份銀行	金融	3.6%	74,400	107,013	157.0	3.2	4,780	30%	81,600	56,000
MSN	Masan 集團股份公司	必需消費品	6.0%	68,200	99,703	45.3	3.8	8,246	47%	70,800	33,600
MWG	世界移動通信投資股份公司	非必需消費品	0.4%	45,350	57,621	15.8	2.3	2,007	18%	51,700	31,300
NVL	Nova 房地產投資集團股份公司	房地產	0.6%	12,550	29,390	28.0	0.9	10,807	4%	15,900	10,400
PNJ	Phu Nhuan (富潤) 珠寶股份公司	非必需消費品	0.6%	56,500	72,465	17.2	3.0	830	61%	81,800	52,000
GVR	越南橡膠工業集團	原材料	2.4%	10,350	37,906	4.7	0.7	14,900	3%	12,500	9,990
PDR	Phat Dat 開發房地產股份公司	房地產	2.1%	16,650	47,203	10.2	1.4	3,136	0%	23,593	15,050
TPB	Tien Phong 股份商業銀行	金融	2.7%	33,600	50,707	17.8	2.1	11,548	#VALUE!	39,250	25,650
SAB	西貢啤酒 - 酒精 - 飲料股份公司	必需消費品	4.3%	30,500	57,499	7.0	1.2	9,043	23%	33,700	25,850
SSI	SSI 西貢證券股份公司	金融	8.0%	23,200	163,445	7.6	1.2	13,756	21%	25,250	13,600
STB	西貢商信銀行 (sacombank)	金融	1.5%	18,250	40,180	8.5	1.1	9,408	29%	20,250	15,600
TCB	越南技商股份銀行 (Techcombank)	金融	4.2%	91,500	511,402	15.3	2.8	1,572	23%	100,500	80,100
VCB	越南外商貿易股份銀行	金融	4.3%	44,150	192,245	8.2	1.0	9,141	14%	51,400	34,000
VHM	Vinhomes 股份公司	房地產	1.8%	18,300	54,518	7.1	1.4	3,778	4%	21,368	14,786
VIC	Vingroup 集團股份公司	房地產	3.7%	42,900	164,035	43.4	1.2	2,547	10%	53,900	38,700
VJC	Vietjet 越捷航空股份公司	工業	2.4%	105,100	56,923	61.5	3.5	771	13%	119,600	94,000
VNM	越南牛奶股份公司	必需消費品	4.6%	73,300	153,194	17.7	4.5	4,675	52%	78,900	63,000
VPB	Viet Nam Thinh Vuong (越南繁榮) 貿易股份銀行	金融	6.7%	18,750	148,761	12.4	1.1	20,692	25%	23,150	17,500
VRE	Vincom Retail 股份公司	房地產	1.3%	19,450	44,197	9.8	1.1	10,953	22%	28,750	16,700



We Create **Fortune**

## 元大證券（越南）公司

### 個人客戶分析部

**Nguyễn Thế Minh**

研究分析經理

+84 28 3622 6868 ext 3826

minh.nguyen@yuantan.com.vn

**Lý Thị Hiền**

研究分析主管

+84 28 3622 6868 ext 3908

hien.ly@yuantan.com.vn

**Quách Đức Khánh**

高級分析專員

+84 28 3622 6868 ext 3833

khanh.quach@yuantan.com.vn

**Khổng Hữu Hiệp**

高級分析專員

+84 28 3622 6868 ext 3912

hiiep.khong@yuantan.com.vn

**Nguyễn Trịnh Ngọc Hồng**

高級分析專員

+84 28 3622 6868 ext 3832

hong.nguyen@yuantan.com.vn

**Phạm Tấn Phát**

高級分析專員

+84 28 3622 6868 ext 3880

phat.pham@yuantan.com.vn

### 個人客戶業務部

**Nguyễn Thanh Tùng**

總公司業務經理

+84 28 3622 6868 ext 3609

tung.nguyen@yuantan.com.vn

**Phạm Đắc Thành**

北部區域經理

+84 28 3622 6868 ext 3416

thanh.pham@yuantan.com.vn

**Nguyễn Mạnh Hoat**

南部區域經理（胡志明市）

+84 28 3622 6868 ext 3847

hoat.nguyen@yuantan.com.vn

**Lương Kỳ Ty**

堤岸分行經理

+84 28 3622 6868 ext 3653

ty.luong@yuantan.com.vn

**Bùi Quốc Phong**

同奈分行經理

+84 28 3622 6868 ext 3701

phong.bui@yuantan.com.vn

**Võ Thị Thu Thủy**

平陽分行經理

+84 28 3622 6868 ext 3505

thuy.vo@yuantan.com.vn

**Nguyễn Việt Quang**

河內分行經理

+84 28 3622 6868 ext 3404

quang.nguyen@yuantan.com.vn

**Võ Đình Tuấn**

峴港分行經理

+84 28 3622 6868 ext 3301

tuan.vo@yuantan.com.vn

**Đinh Thị Thu Cúc**

頭頓分行經理

+84 28 3622 6868 ext 3203

cuc.dinh@yuantan.com.vn



We Create **Fortune**

## Appendix A: Important Disclosures

### Analyst Certification

Each research analyst primarily responsible for the content of this research report, in whole or in part, certifies that with respect to each security or issuer that the analyst covered in this report: (1) all of the views expressed accurately reflect his or her personal views about those securities or issuers; and (2) no part of his or her compensation was, is, or will be, directly or indirectly, related to the specific recommendations or views expressed by that research analyst in the research report.

### Ratings Definitions

**BUY:** We have a positive outlook on the stock based on our expected absolute or relative return over the investment period. Our thesis is based on our analysis of the company's outlook, financial performance, catalysts, valuation and risk profile. We recommend investors add to their position.

**HOLD-Outperform:** In our view, the stock's fundamentals are relatively more attractive than peers at the current price. Our thesis is based on our analysis of the company's outlook, financial performance, catalysts, valuation and risk profile.

**HOLD-Underperform:** In our view, the stock's fundamentals are relatively less attractive than peers at the current price. Our thesis is based on our analysis of the company's outlook, financial performance, catalysts, valuation and risk profile.

**SELL:** We have a negative outlook on the stock based on our expected absolute or relative return over the investment period. Our thesis is based on our analysis of the company's outlook, financial performance, catalysts, valuation and risk profile. We recommend investors reduce their position.

**Under Review:** We actively follow the company, although our estimates, rating and target price are under review.

**Restricted:** The rating and target price have been suspended temporarily to comply with applicable regulations and/or Yuanta policies.

Note: Yuanta research coverage with a Target Price is based on an investment period of 12 months. Greater China Discovery Series coverage does not have a formal 12 months Target Price and the recommendation is based on an investment period specified by the analyst in the report.

### Global Disclaimer

© 2020 Yuanta. All rights reserved. The information in this report has been compiled from sources we believe to be reliable, but we do not hold ourselves responsible for its completeness or accuracy. It is not an offer to sell or solicitation of an offer to buy any securities. All opinions and estimates included in this report constitute our judgment as of this date and are subject to change without notice.

This report provides general information only. Neither the information nor any opinion expressed herein constitutes an offer or invitation to make an offer to buy or sell securities or other investments. This material is prepared for general circulation to clients and is not intended to provide tailored investment advice and does not take into account the individual financial situation and objectives of any specific person who may receive this report. Investors should seek financial advice regarding the appropriateness of investing in any securities, investments or investment strategies discussed or recommended in this report. The information contained in this report has been compiled from sources believed to be reliable but no representation or warranty, express or implied, is made as to its accuracy, completeness or correctness. This report is not (and should not be construed as) a solicitation to act as securities broker or dealer in any jurisdiction by any person or company that is not legally permitted to carry on such business in that jurisdiction.

Yuanta research is distributed in the United States only to Major U.S. Institutional Investors (as defined in Rule 15a-6 under the Securities Exchange Act of 1934, as amended and SEC staff interpretations thereof). All transactions by a US person in the securities mentioned in this report must be effected through a registered broker-dealer under Section 15 of the Securities Exchange Act of 1934, as amended. Yuanta research is distributed in Taiwan by Yuanta Securities Investment Consulting. Yuanta research is distributed in Hong Kong by Yuanta Securities (Hong Kong) Co. Limited, which is licensed in Hong Kong by the Securities and Futures Commission for regulated activities, including Type 4 regulated activity (advising on securities). In Hong Kong, this research report may not be redistributed, retransmitted or disclosed, in whole or in part or any form or manner, without the express written consent of Yuanta Securities (Hong Kong) Co. Limited.