

當日市場：大型股繼續領先

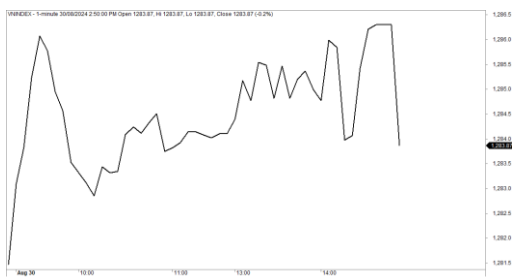
2024/09/04

市場走勢

市場指數	VNI	HNI	UPCOM
收盤	1,283.87	237.56	94.17
%日	0.19%	-0.13%	0.34%
%週	-0.10%	-0.25%	-0.68%
%月	2.80%	0.15%	-1.69%
%年	6.40%	-3.49%	1.61%
成交值(Bil.VND)			
當日	13,498	1,129	504
日均量/週	16,312	1,081	607
日均量/月	16,623	1,208	818
外資進出			
買進	1,565.43	74.14	54.97
賣出	1,500.52	91.81	41.15
買賣超	64.91	-17.67	13.82
市場漲跌家數			
上漲	169	78	185
下跌	145	84	166
持平	106	153	552
市場指標			
P/E	13.91	16.58	22.81
總市值 (兆盾)	5,272	336	1,461
股息殖利 ²	2.01%	2.92%	4.18%

資料源: Bloomberg - YSVN

VNINDEX



HNIINDEX



市場走勢

儘管這是 4 天假日的前交易日，但在世界市場上漲勢頭的支撐下，VN-Index 在早盤的交易日大幅上漲。進入午盤的交易日，該指數在 1,283-1285 點窄幅波動，以收盤上漲 0.19%，止於 1,283.87 點。同時，HNX-Index 下跌 0.13%，Upcom-Index 上漲 0.34%。與前一交易日相比，3 大市場的交易額沒有太大變化，達到 15 兆 1,310 億越南盾。

VN30-Index 收盤上漲 0.37%，其中有 17 檔上漲股和 8 檔下跌股。HDB (1.28%)、MWG (1.01%)、TCB (1.52%)等仍是維持上漲到尾盤的交易日的股票。相反，其他一些藍籌股儘管在盤中大幅上漲，但漲幅收窄，如 VIC 收盤參考、VNM (0.54%)、VCB (0.22%)。相反，MSN、HPG、BID、SSI、VRE 等小幅下跌 1%以下。

中檔房地產股持續走弱，DIG (-2.73%) 在連續第三個交易日下跌，NTL、NVL、LD 等下跌約 1%。

外資轉為買超 610 億越南盾，其中 FPT (1,880 億)、MWG (630 億)、FUEVFNND (480 億) 在買超方面領先。相反，HPG (2,060 億)、VPB (890 億)、VCI (560 億) 在賣超方面的榜首。

市場短期觀點

我們認為市場在下一交易周可能會繼續上漲，VN-Index 可能再次測試 1,290 - 1,300 點。同時，市場廣度仍處於上漲走勢，市場在短期仍處於積極方劇烈波動時期的階段，因此我們仍然預期 VN-Index 在未來的幾個交易日可能會快速突破 1,290 - 1,300 點的阻力位。此外，短期情緒指標持續走高，顯示投資者對短期市場走勢仍處於樂觀態度。

大盤的短期走勢仍維持上漲。因此，我們建議投資者可以繼續利用調整期增加股票比例，同時買進新股。

根據周線圖，VN-Index 收於 1,283.87 點（與前周相比 -0.1%）。同時，市場出現中期調整期結束的早期跡象，顯示中期趨勢可能會快速在未來交的幾個交易周轉為更加明顯。此外，大盤的中期走勢仍維持上漲。因此，我們建議投資者繼續在中長期投資組合持有並買入高比例的股票。

請在 <https://ysraar.yuanta.com.vn/>查看有關股票的信號。



We Create Fortune

技術分析圖



指數技術分析圖 VN-Index



指數技術分析圖 HNX-Index

指數	短期趨勢	中期趨勢	阻力區 1	阻力區 2	支撐區 1	支撐區 2
VN-Index	上漲	中性	1300	1330	870	800
HNX-Index	上漲	中性	260	306	189	160
VN30	上漲	中性	1336	1350	980	960
VNMidcaps	上漲	中性	1280	1250	963	900
VNSmallcaps	上漲	中性	1250	1250	804	750

We Create Fortune

胡志明市交易所 (HSX)

	收盤	漲跌%
VNI	1283.87	0.19%
VN30	1331.52	0.37%
VN Mid	1921.9	0.22%
VN Small	1432.87	0.08%

河內交易所 (HSX)

	收盤	漲跌%
HNI	237.56	-0.13%
HN30	523	-0.13%
VNX AllSh	1327.54	0.31%

UPCOM 市場 (UPCoM)

	收盤	漲跌%
UPCoM	94.17	0.34%

外資交易	成交值 (Bil.VND)
買進	1565.43
賣出	1500.52
買超/賣超	64.91

外資交易	成交值 (Bil.VND)
買進	74.14
賣出	91.81
買超/賣超	-17.67

外資交易	成交值 (Bil.VND)
買進	54.97
賣出	41.15
買超/賣超	13.82

上漲排名/股碼	漲跌(VND)	漲跌%
SAV	1500	6.82%
NAF	1300	6.77%
NO1	450	6.15%
PAC	2450	5.90%
SIS	3300	4.93%

上漲排名/股碼	漲跌(VND)	漲跌%
CTP	2100	10.00%
KSV	5700	9.95%
AAV	200	3.12%
IDV	1000	2.64%
TIG	300	2.26%

上漲排名/股碼	漲跌(VND)	漲跌%
ING	1400	14.58%
LAI	4012	13.03%
SD7	247	7.72%
CSI	1393	4.85%
FOC	3659	4.44%

下跌排名/股碼	漲跌(VND)	漲跌%
DC4	-650	-5.63%
LDG	-60	-3.08%
ITA	-100	-2.77%
DIG	-650	-2.73%
HNG	-110	-2.46%

下跌排名/股碼	漲跌(VND)	漲跌%
CMS	-600	-4.76%
NVB	-300	-3.12%
IDJ	-200	-2.90%
VTZ	-400	-2.72%
APS	-200	-2.70%

下跌排名/股碼	漲跌(VND)	漲跌%
PVX	-91	-4.55%
VLC	-539	-2.68%
LTG	-436	-2.60%
TVN	-186	-1.90%
BVB	-183	-1.55%

*備註：市值>5,000 億盾；成交值>15 億盾

市值排名/股碼	Bil.VND
VCB	511,401,850
BID	281,031,490
FPT	195,261,906
GAS	191,548,103
CTG	187,949,711

市值排名/股碼	Bil.VND
IDC	20,063,996
PVS	19,214,245
MBS	15,372,314
HUT	15,261,955
THD	13,705,999

市值排名/股碼	Bil.VND
VGI	206,912,198
MCH	145,621,665
BSR	74,284,870
VEA	58,210,742
MVN	46,786,914

交易量排名/股碼	成交值	30 日均
VIX	42,982,100	26,781,361
DIG	32,324,200	15,426,740
EIB	23,681,800	12,341,345
HPG	18,554,700	22,053,862
HDB	14,693,000	12,364,020

交易量排名/股碼	成交值	30 日均
SHS	158,789,577,000	10,151,798
TNG	176,753,211,600	2,975,368
CEO	82,164,348,800	6,096,023
GKM	6,477,446,500	2,726,288
TIG	30,685,304,000	1,544,504

交易量排名/股碼	成交值	30 日均
BSR	98,244,301,100	9,509,738
SD7	5,860,000	8
OIL	19,119,287,500	2,757,048
PVX	2,261,889,000	364,159
C4G	9,634,883,200	602,466

資料源: Bloomberg & Yuanta Research

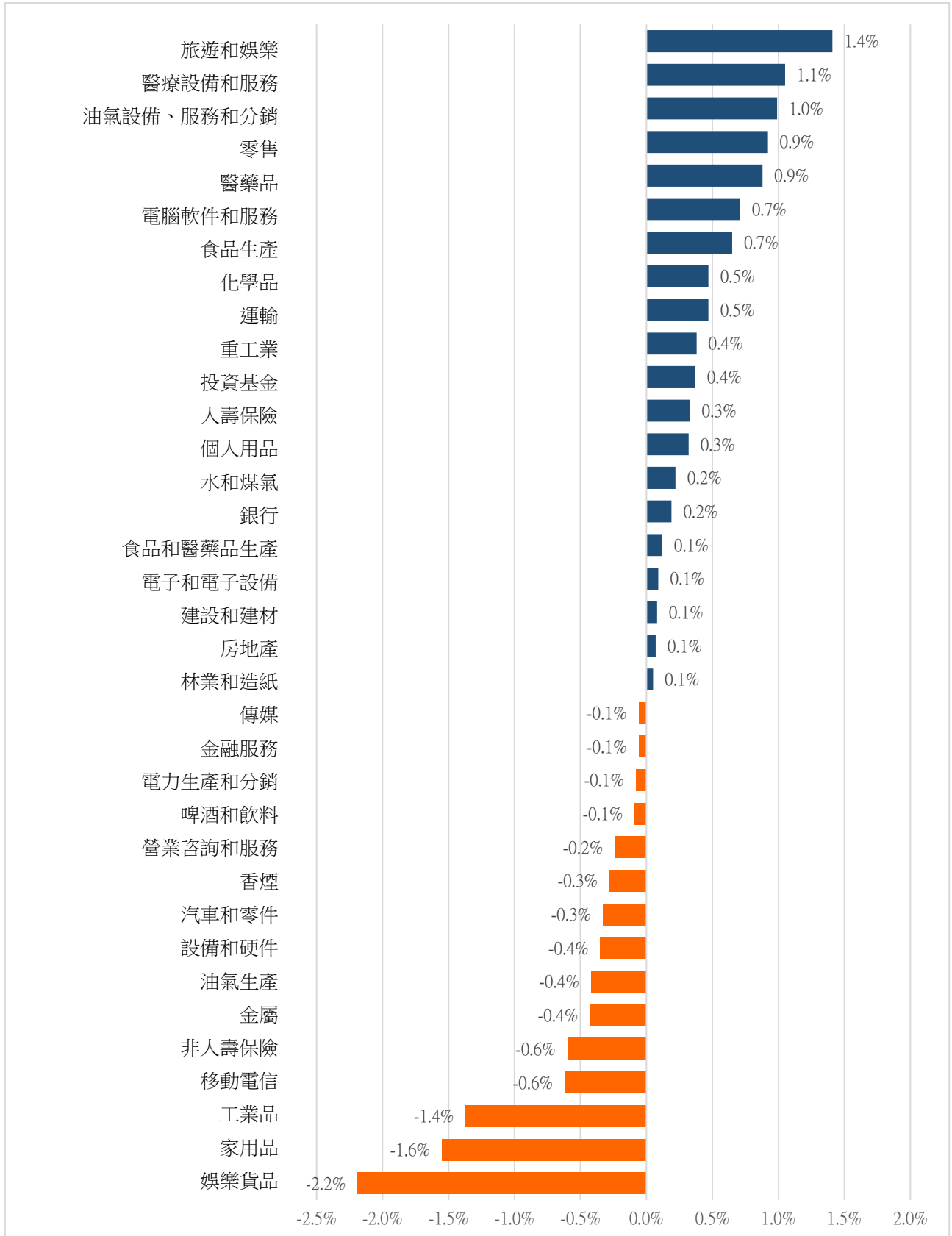
資料源: Bloomberg & Yuanta Research

資料源: Bloomberg & Yuanta Research



We Create Fortune

各行業板塊的交易走勢



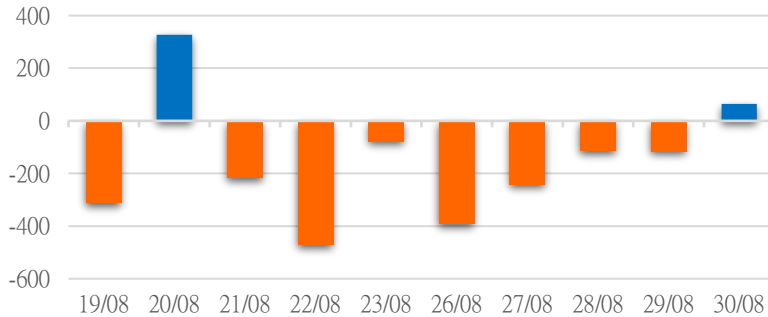
資料源: FiinPro - YSVN



We Create Fortune

外資買進賣統計

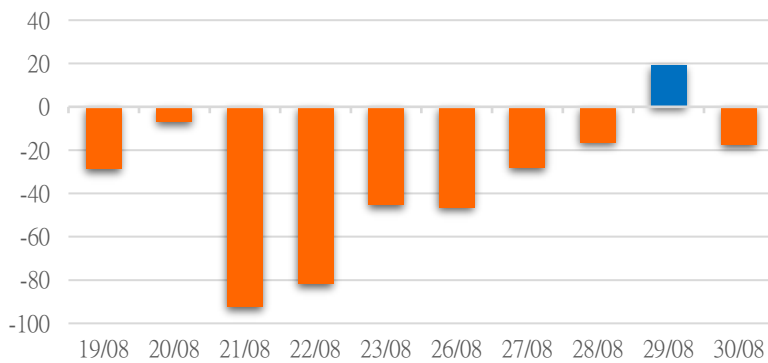
HSX 外資每日買/賣超



證券代碼	買超金額 (Mil.VND)	證券代碼	賣超金額 (Mil.VND)
FPT	188,058	HPG	-206,287
MWG	63,491	VPB	-88,740
FUEVFNVD	47,682	VCI	-55,692
FRT	34,622	VRE	-48,531
FUESSVFL	31,913	DGC	-47,179

HSX 外資買/賣超的前 5 名

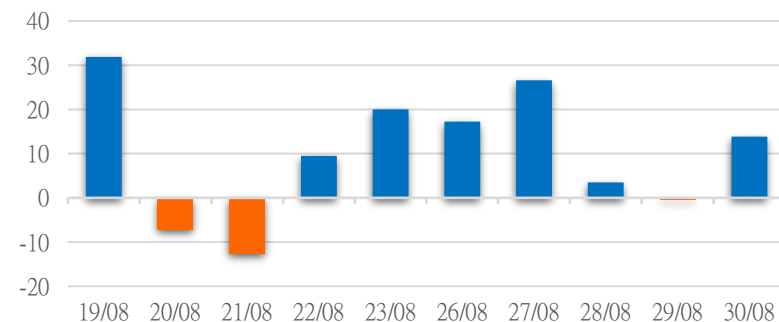
HNX 外資每日買/賣超



證券代碼	買超金額 (Mil.VND)	證券代碼	賣超金額 (Mil.VND)
PVS	19,139	SHS	-33,566
IDC	10,962	TNG	-10,866
BVS	1,143	NTP	-1,968
CEO	971	GKM	-1,250
TVC	717	VTZ	-1,057

HNX 外資買/賣超的前 5 名

UPCOM 外資每日買/賣超



證券代碼	買超金額 (Mil.VND)	證券代碼	賣超金額 (Mil.VND)
MCH	13,806	QNS	-3,855
OIL	3,068	NTC	-1,969
KLB	520	VAB	-668
LTG	279	DSC	-471
HPP	229	QTP	-356

UPCOM 外資買/賣超的前 5 名

源: FiinPro - YSVN



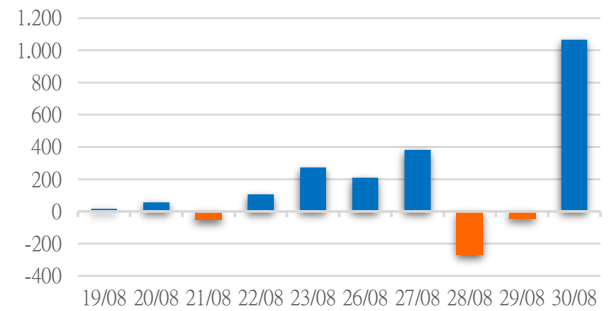
We Create Fortune

自營統計

證券代碼	買超金額 (Mil.VND)	證券代碼	賣超金額 (Mil.VND)
PC1	309,682	FUEVFNVD	39,093
EIB	270,772	CTG	30,185
FPT	101,027	LPB	24,276
MWG	46,173	FUEDCMD	23,952
TCB	44,464	FUESSVFL	21,143

HSX 自營交易最大前名

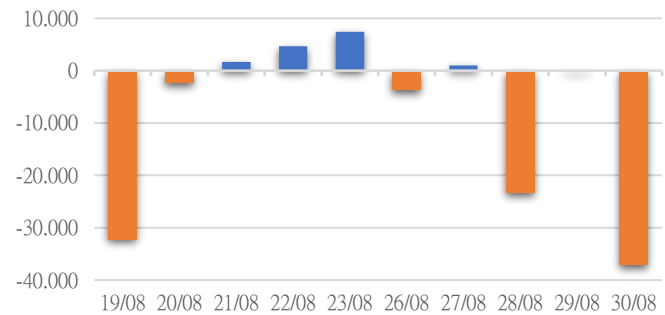
HSX 自營交易每日買/賣超
(Bil.VND)



證券代碼	買超金額 (Mil.VND)	證券代碼	賣超金額 (Mil.VND)
TNG	2,661	PVI	24,464
PVS	2,015	LAS	16,886
		PLC	412

HNX 自營交易最大前名

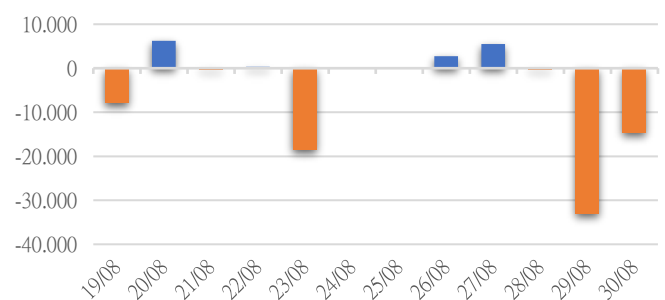
HNX 自營交易每日買/賣超
(Mil.VND)



證券代碼	買超金額 (Mil.VND)	證券代碼	賣超金額 (Mil.VND)
AFX	2,992.00	MCH	17,587

UPCoM 自營交易最大前名

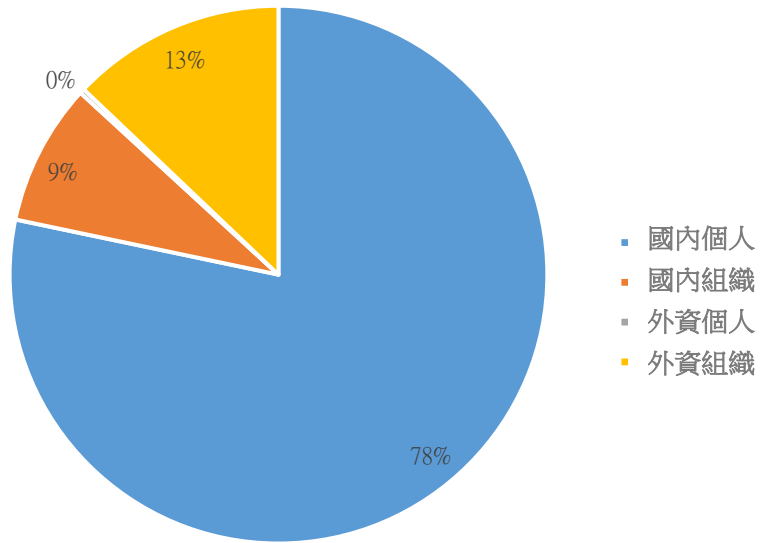
UPCoM 自營交易每日買/賣超
(Mil.VND)





We Create **Fortune**

越南證券市場投資人類別統計

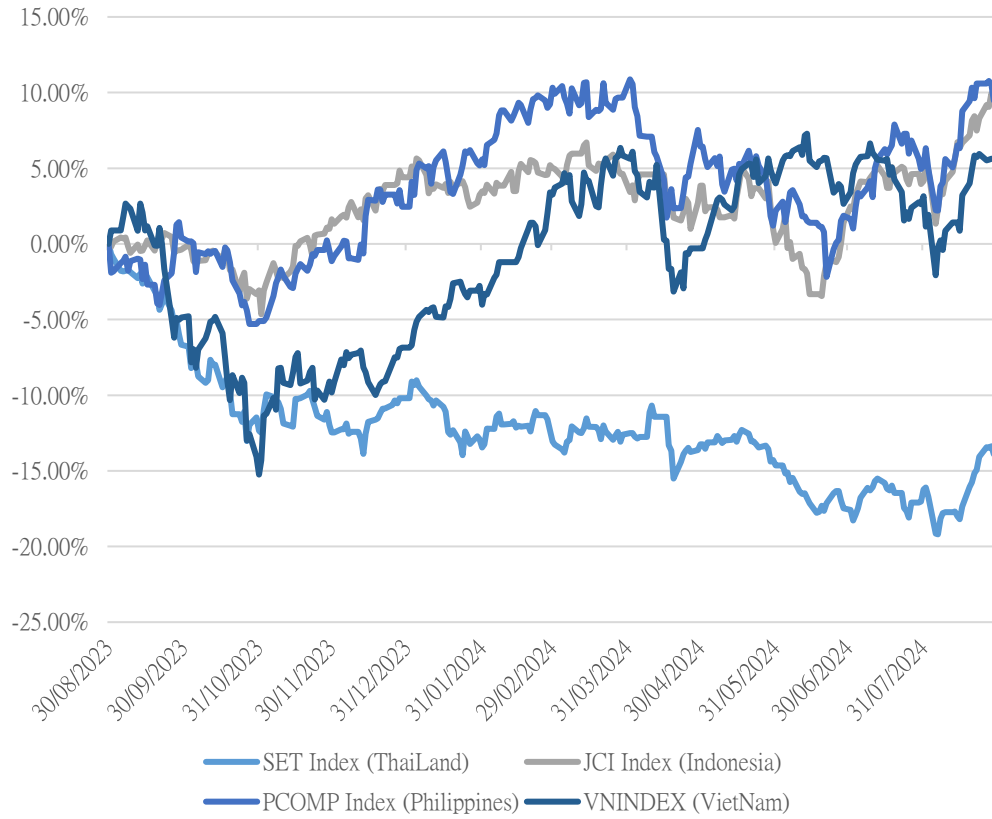


資料源: FiinPro - YSVN



We Create Fortune

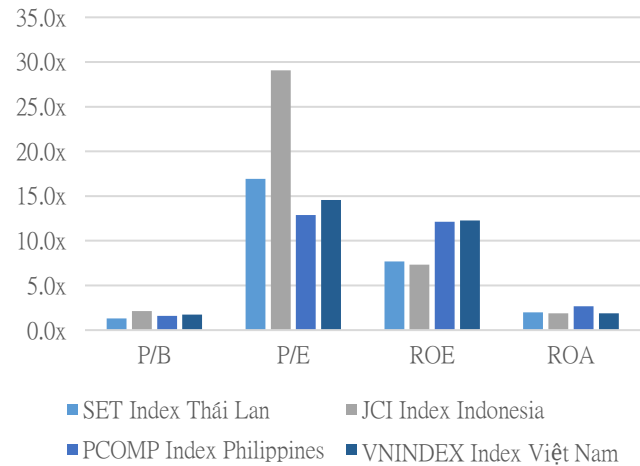
東南亞主要市場走勢比較



東南亞主要市場數據

		Thailand	Indonesia	Philippines	Vietnam
P/B		1.3x	2.1x	1.6x	1.7x
P/E		16.9x	29.1x	12.9x	14.6x
ROE	%	7.68	7.31	12.14	12.27
ROA	%	1.99	1.90	2.68	1.90
Vốn hóa	Tỷ USD	495.31	843.72	169.03	211.85
GTGD	Triệu USD	0.99	0.79	0.09	0.51
LS cổ tức	%	3.50	3.18	2.75	1.60

源: Bloomberg & YSVN





We Create **Fortune**

元大證券（越南）公司

個人客戶分析部

Nguyễn Th ệ Minh
研究分析經理
+84 28 3622 6868 ext 3826
minh.nguyen@yuanta.com.vn

Lý Thị Hi ệ n
研究分析主管
+84 28 3622 6868 ext 3908
hien.ly@yuanta.com.vn

Quách Đức Khánh
研究分析副主管
+84 28 3622 6868 ext 3833
khanh.quach@yuanta.com.vn

Khổng Hữu Hiệp
高級分析專員
+84 28 3622 6868 ext 3912
hiiep.khong@yuanta.com.vn

Nguyễn Trịnh Ngọc Hồng
高級分析專員
+84 28 3622 6868 ext 3832
hong.nguyen@yuanta.com.vn

Phạm Tấn Phát
高級分析專員
+84 28 3622 6868 ext 3880
phat.pham@yuanta.com.vn

個人客戶業務部

Phạm Đắc Thành
北部營業中心經理
+84 28 3622 6868 ext 3416
thanh.pham@yuanta.com.vn

Võ Thị Thu Thủy
平陽分行經理
+84 28 3622 6868 ext 3505
thuy.vo@yuanta.com.vn

Lương Kỳ Ty
堤岸分行經理
+84 28 3622 6868 ext 3653
ty.luong@yuanta.com.vn

Bùi Quốc Phong
同奈分行經理
+84 28 3622 6868 ext 3701
phong.bui@yuanta.com.vn

Võ Đình Tuấn
峴港分行經理
+84 28 3622 6868 ext 3301
tuan.vo@yuanta.com.vn

Nguyễn Việt Quang
河內分行經理
+84 28 3622 6868 ext 3404
quang.nguyen@yuanta.com.vn

Đinh Thị Thu Cúc
頭頓分行經理
+84 28 3622 6868 ext 3203
cuc.dinh@yuanta.com.vn



We Create **Fortune**

Appendix A: Important Disclosures

Analyst Certification

Each research analyst primarily responsible for the content of this research report, in whole or in part, certifies that with respect to each security or issuer that the analyst covered in this report: (1) all of the views expressed accurately reflect his or her personal views about those securities or issuers; and (2) no part of his or her compensation was, is, or will be, directly or indirectly, related to the specific recommendations or views expressed by that research analyst in the research report.

Ratings Definitions

BUY: We have a positive outlook on the stock based on our expected absolute or relative return over the investment period. Our thesis is based on our analysis of the company's outlook, financial performance, catalysts, valuation and risk profile. We recommend investors add to their position.

HOLD-Outperform: In our view, the stock's fundamentals are relatively more attractive than peers at the current price. Our thesis is based on our analysis of the company's outlook, financial performance, catalysts, valuation and risk profile.

HOLD-Underperform: In our view, the stock's fundamentals are relatively less attractive than peers at the current price. Our thesis is based on our analysis of the company's outlook, financial performance, catalysts, valuation and risk profile.

SELL: We have a negative outlook on the stock based on our expected absolute or relative return over the investment period. Our thesis is based on our analysis of the company's outlook, financial performance, catalysts, valuation and risk profile. We recommend investors reduce their position.

Under Review: We actively follow the company, although our estimates, rating and target price are under review.

Restricted: The rating and target price have been suspended temporarily to comply with applicable regulations and/or Yuanta policies.

Note: Yuanta research coverage with a Target Price is based on an investment period of 12 months. Greater China Discovery Series coverage does not have a formal 12 month Target Price and the recommendation is based on an investment period specified by the analyst in the report.

Global Disclaimer

© 2018 Yuanta. All rights reserved. The information in this report has been compiled from sources we believe to be reliable, but we do not hold ourselves responsible for its completeness or accuracy. It is not an offer to sell or solicitation of an offer to buy any securities. All opinions and estimates included in this report constitute our judgment as of this date and are subject to change without notice.

This report provides general information only. Neither the information nor any opinion expressed herein constitutes an offer or invitation to make an offer to buy or sell securities or other investments. This material is prepared for general circulation to clients and is not intended to provide tailored investment advice and does not take into account the individual financial situation and objectives of any specific person who may receive this report. Investors should seek financial advice regarding the appropriateness of investing in any securities, investments or investment strategies discussed or recommended in this report. The information contained in this report has been compiled from sources believed to be reliable but no representation or warranty, express or implied, is made as to its accuracy, completeness or correctness. This report is not (and should not be construed as) a solicitation to act as securities broker or dealer in any jurisdiction by any person or company that is not legally permitted to carry on such business in that jurisdiction.

Yuanta research is distributed in the United States only to Major U.S. Institutional Investors (as defined in Rule 15a-6 under the Securities Exchange Act of 1934, as amended and SEC staff interpretations thereof). All transactions by a US person in the securities mentioned in this report must be effected through a registered broker-dealer under Section 15 of the Securities Exchange Act of 1934, as amended. Yuanta research is distributed in Taiwan by Yuanta Securities Investment Consulting. Yuanta research is distributed in Hong Kong by Yuanta Securities (Hong Kong) Co. Limited, which is licensed in Hong Kong by the Securities and Futures Commission for regulated activities, including Type 4 regulated activity (advising on securities). In Hong Kong, this research report may not be redistributed, retransmitted or disclosed, in whole or in part or and any form or manner, without the express written