

當日市場：大型股走弱

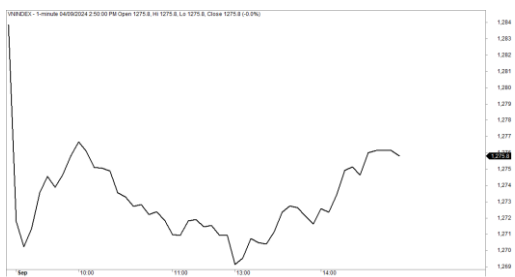
2024/09/05

市場走勢

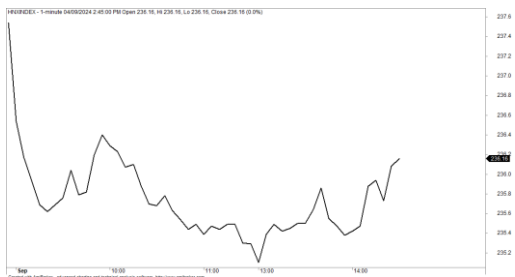
市場指數	VNI	HNI	UPCOM
收盤	1,275.80	236.14	93.75
%日	-0.63%	-0.60%	-0.45%
%週	-0.44%	-0.88%	-0.40%
%月	3.17%	1.98%	-0.02%
%年	4.23%	-5.45%	0.46%
<b>成交值(Bil.VND)</b>			
當日	15,693	1,035	602
日均量/週	14,395	956	518
日均量/月	16,311	1,170	743
<b>外資進出</b>			
買進	1,593.80	52.60	32.22
賣出	2,367.43	80.83	21.69
買賣超	-773.63	-28.23	10.52
<b>市場漲跌家數</b>			
上漲	107	60	118
下跌	243	106	182
持平	67	149	603
<b>市場指標</b>			
P/E	13.83	16.47	22.67
總市值 (兆盾)	5,239	334	1,450
股息殖利 <sup>2</sup>	2.00%	2.95%	4.20%

資料源: Bloomberg - YSVN

VNINDEX



HNIINDEX



市場走勢

當世界和區域市場在前一日強勁調整時，市場在盤初的交易日大幅下跌。股指錨定於盤中低點以上，VN-Index 收盤下跌 0.63%，止於 1,275.8 點。同時，HNX-Index 下跌 0.6%，Upcom-Index 下跌 0.45%。與前一交易日相比，3 大市場的交易額均小幅增加，達到 17 兆 3,310 億越南盾。大型股的拋售壓力仍然佔主導地位，導致 VN30-Index 收盤下跌 1.04%，其中有 6 檔上漲股和 23 檔下跌股。FPT、HDB、MSN、MBB、SSB、PLX、SHB、STB、TCB、TPB 等均下跌超過 1%。從上漲方面來看，Vingroup 的股價、VHM (2.41%)、VRE (2.6%) 以及 VNM (0.54%)、GAS (0.72%) 均強於市場。

房地產和公共投資股逆市市場，PDR、HHV、NLG、CII、LCG、DXG 上漲超過 1%。此外，在 2024 年 9 月至 2024 年 12 月生效的國產組裝和製造車輛註冊費降低 50% 的消息傳出後，HAX (6.89%) 大幅上漲。外資賣超 7,920 億越南盾，其中 DGC (1,420 億)、HPG (1,080 億)、VPB (1,030 億) 在賣超方面的榜首。相反，PDR (490 億)、VNM (470 億)、CTG (380 億) 在買超方面領先。

市場短期觀點

我們認為市場可能會回歸上漲趨勢，VN-Index 可能會在下一交易日在 1,277 - 1,282 點波動。同時，市場出現進入短期調整階段的跡象，因此市場在未來的幾個交易日可能會出現分化，若 VN-Index 突破 1,282 點，短期上漲趨勢可能會更加明顯。總的來說，投資者應該在這段時間關注各類股票的走勢。積極點是，VNReal 指數仍交易於 100 日均線以上，流動性維持在較高水平，顯示短期現金流量仍集中於該股。大盤的短期走勢仍維持上漲。因此，我們建議投資者在短期投資組合中繼續持有高比例的股票。

請在 <https://ysraar.yuanta.com.vn/> 查看有關股票的信號。



We Create Fortune

## 技術分析圖



指數技術分析圖 VN-Index



指數技術分析圖 HNX-Index

指數	短期趨勢	中期趨勢	阻力區 1	阻力區 2	支撐區 1	支撐區 2
VN-Index	上漲	中性	1300	1330	870	800
HNX-Index	上漲	中性	260	306	189	160
VN30	上漲	中性	1336	1350	980	960
VNMidcaps	上漲	中性	1280	1250	963	900
VNSmallcaps	上漲	中性	1250	1250	804	750



We Create Fortune

胡志明市交易所 (HSX)

	收盤	漲跌%
VNI	1275.8	-0.63%
VN30	1317.71	-1.04%
VN Mid	1911.23	-0.56%
VN Small	1426.11	-0.47%

河內交易所 (HSX)

	收盤	漲跌%
HNI	236.14	-0.60%
HN30	518.11	-0.93%
VNX AllSh	1316	-0.87%

UPCOM 市場 (UPCoM)

	收盤	漲跌%
UPCoM	93.75	-0.45%

外資交易	成交值 (Bil.VND)
買進	1593.80
賣出	2367.43
買超/賣超	-773.63

外資交易	成交值 (Bil.VND)
買進	52.60
賣出	80.83
買超/賣超	-28.23

外資交易	成交值 (Bil.VND)
買進	32.22
賣出	21.69
買超/賣超	10.52

上漲排名/股碼	漲跌(VND)	漲跌%
MDG	800	6.96%
PHC	400	6.96%
IMP	6100	6.95%
HAX	1150	6.89%
SAV	1600	6.81%

上漲排名/股碼	漲跌(VND)	漲跌%
CTP	2300	9.96%
NAG	900	8.04%
TSB	3500	7.80%
TTH	100	3.57%
CEO	500	3.11%

上漲排名/股碼	漲跌(VND)	漲跌%
CSI	769	2.55%
DVN	531	2.07%
VEF	4160	1.76%
PDV	205	1.35%
PAT	1159	1.31%

下跌排名/股碼	漲跌(VND)	漲跌%
SGR	-2900	-6.90%
NTL	-1100	-4.89%
EVE	-550	-4.49%
HAG	-400	-3.76%
SMC	-400	-3.69%

下跌排名/股碼	漲跌(VND)	漲跌%
CMS	-1200	-10.00%
VNC	-2300	-5.35%
LAS	-800	-3.29%
PVC	-400	-3.01%
APS	-200	-2.78%

下跌排名/股碼	漲跌(VND)	漲跌%
LTG	-736	-4.49%
DGT	-298	-4.14%
SGP	-978	-3.41%
DRI	-341	-3.10%
OIL	-470	-3.07%

\*備註：市值>5,000 億盾；成交值>15 億盾

市值排名/股碼	Bil.VND
VCB	512,519,669
BID	278,751,316
FPT	196,868,399
GAS	191,318,429
CTG	188,218,211

市值排名/股碼	Bil.VND
IDC	19,997,996
PVS	19,501,025
MBS	15,317,609
HUT	15,172,703
THD	13,744,499

市值排名/股碼	Bil.VND
ACV	239,120,590
VGI	205,703,805
MCH	150,129,045
BSR	74,083,338
VEA	58,387,472

交易量排名/股碼	成交值	30 日均
VPB	24,148,500	19,149,944
SHB	21,060,000	19,700,560
VIX	20,352,200	26,856,499
HPG	19,117,528	22,181,796
MBB	17,919,301	16,004,341

交易量排名/股碼	成交值	30 日均
SHS	137,484,640,000	10,256,274
CEO	131,706,284,600	6,156,688
MBS	83,533,309,200	3,324,920
PVS	113,737,312,000	2,728,892
TNG	56,613,269,900	3,161,062

交易量排名/股碼	成交值	30 日均
BSR	191,803,442,900	9,436,733
OIL	66,125,349,000	2,750,903
C4G	12,641,611,400	630,669
VGTT	18,613,170,700	2,074,677
BCR	6,329,538,600	2,322,883

資料源: Bloomberg & Yuanta Research

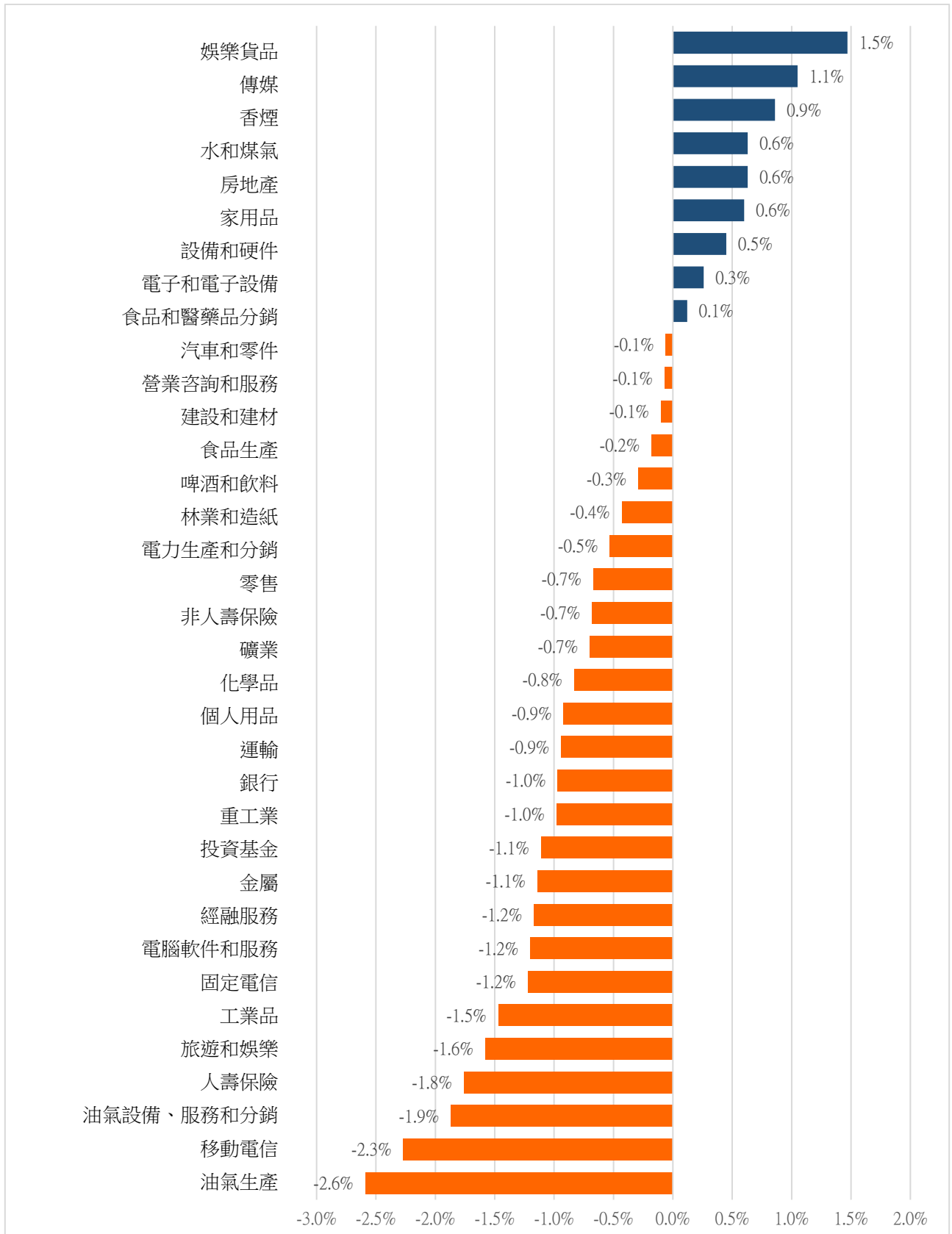
資料源: Bloomberg & Yuanta Research

資料源: Bloomberg & Yuanta Research



We Create Fortune

### 各行業板塊的交易走勢



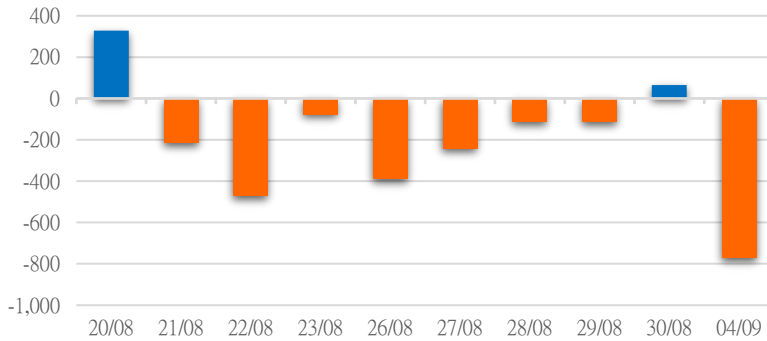
資料源: FinPro - YSVN



We Create Fortune

## 外資買進賣統計

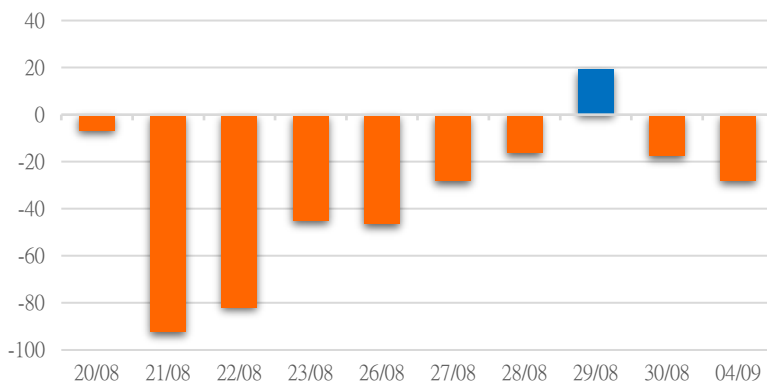
HSX 外資每日買/賣超



證券代碼	買超金額 (Mil.VND)	證券代碼	賣超金額 (Mil.VND)
PDR	49,303	DGC	-141,607
VNM	47,507	HPG	-107,851
CTG	38,922	VPB	-102,464
NLG	20,920	FPT	-80,100
DXG	20,410	MSN	-70,189

HSX 外資買/賣超的前 5 名

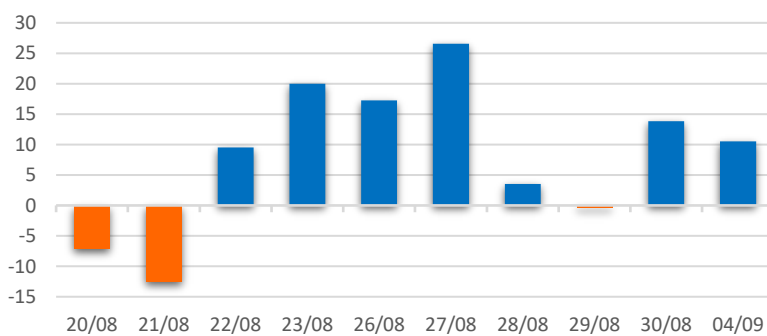
HNX 外資每日買/賣超



證券代碼	買超金額 (Mil.VND)	證券代碼	賣超金額 (Mil.VND)
PVS	6,858	MBS	-19,027
CEO	2,759	SHS	-16,583
IDC	2,493	LAS	-4,352
PVI	1,729	TNG	-3,727
DTD	950	NTP	-2,100

HNX 外資買/賣超的前 5 名

UPCOM 外資每日買/賣超



證券代碼	買超金額 (Mil.VND)	證券代碼	賣超金額 (Mil.VND)
BSR	9,330	LTG	-3,861
OIL	8,157	GDA	-3,347
VEA	1,982	MCH	-2,476
ACV	1,851	QTP	-1,647
PAT	819	QNS	-911

UPCOM 外資買/賣超的前 5 名

源: FiinPro - YSVN



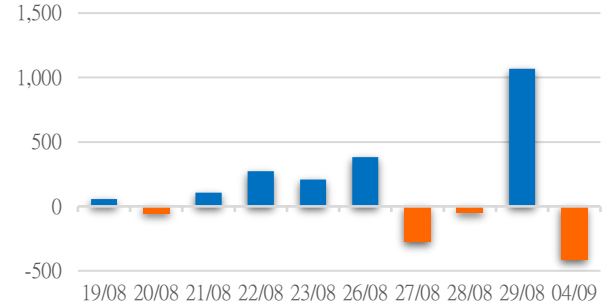
We Create Fortune

## 自營統計

證券代碼	買超金額 (Mil.VND)	證券代碼	賣超金額 (Mil.VND)
<b>E1VFN30</b>	47,522	<b>HPG</b>	66,783
<b>FUESSVFL</b>	41,062	<b>TCB</b>	58,354
<b>FUEVFVND</b>	38,912	<b>FPT</b>	39,741
<b>KDH</b>	16,461	<b>VPB</b>	39,162
<b>DGC</b>	7,242	<b>ACB</b>	37,505

HSX 自營交易最大前名

HSX 自營交易每日買/賣超  
(BiL.VND)



證券代碼	買超金額 (Mil.VND)	證券代碼	賣超金額 (Mil.VND)
<b>PVS</b>	10,091	<b>LAS</b>	15,993
<b>NDN</b>	112	<b>PLC</b>	800
		<b>IDC</b>	7

HNX 自營交易最大前名

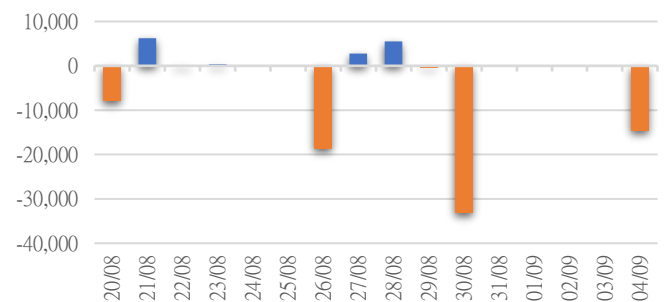
HNX 自營交易每日買/賣超  
(Mil.VND)



證券代碼	買超金額 (Mil.VND)	證券代碼	賣超金額 (Mil.VND)
<b>AFX</b>	2,992.00	<b>MCH</b>	17,587

UPCoM 自營交易最大前名

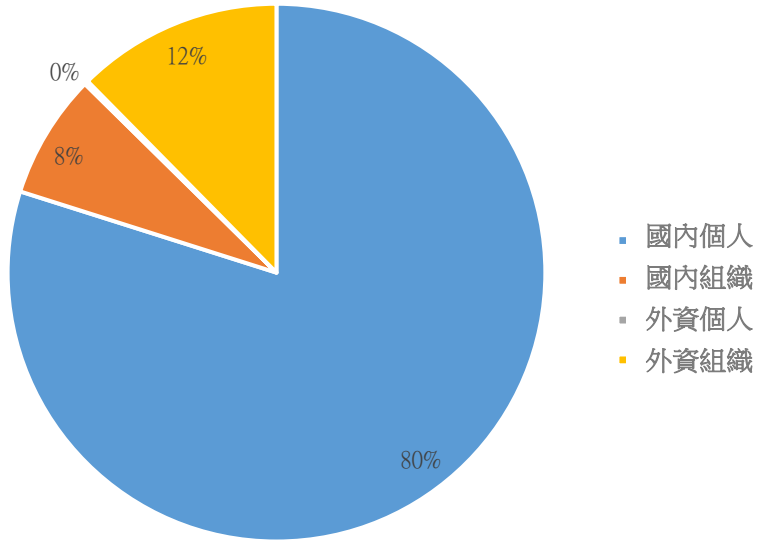
UPCoM 自營交易每日買/賣超  
(Mil.VND)





We Create **Fortune**

### 越南證券市場投資人類別統計



資料源: FiinPro - YSVN



We Create Fortune

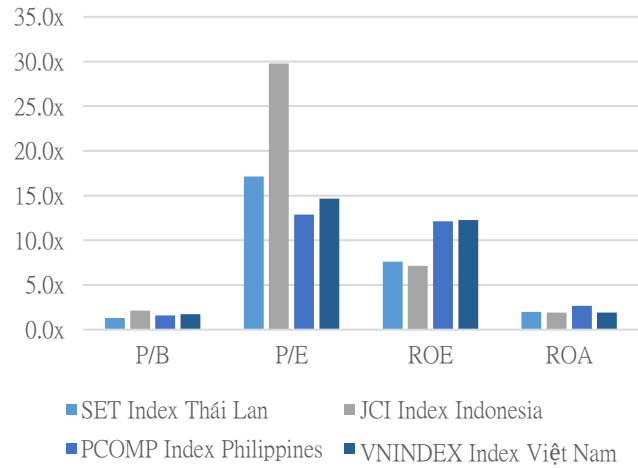
### 東南亞主要市場走勢比較



#### 東南亞主要市場數據

	Thailand	Indonesia	Philippines	Vietnam
P/B	1.3x	2.1x	1.6x	1.7x
P/E	17.1x	29.8x	12.9x	14.7x
ROE	7.61%	7.13%	12.14%	12.27%
ROA	1.98%	1.91%	2.68%	1.90%
Vốn hóa	Tỷ USD 492.61	Tỷ USD 840.01	Tỷ USD 167.44	Tỷ USD 212.37
GTGD	Triệu USD 1.18	Triệu USD 0.56	Triệu USD 0.07	Triệu USD 0.48
LS cổ tức	% 3.49	% 3.17	% 2.71	% 1.61

源: Bloomberg & YSVN







We Create **Fortune**

## 元大證券（越南）公司

### 個人客戶分析部

**Nguyễn Th ệ Minh**  
研究分析經理  
+84 28 3622 6868 ext 3826  
minh.nguyen@yuantan.com.vn

**Lý Thị Hi ệ n**  
研究分析主管  
+84 28 3622 6868 ext 3908  
hien.ly@yuantan.com.vn

**Quách Đức Khánh**  
研究分析副主管  
+84 28 3622 6868 ext 3833  
khanh.quach@yuantan.com.vn

**Khổng Hữu Hiệp**  
高級分析專員  
+84 28 3622 6868 ext 3912  
hiiep.khong@yuantan.com.vn

**Nguyễn Trịnh Ngọc Hồng**  
高級分析專員  
+84 28 3622 6868 ext 3832  
hong.nguyen@yuantan.com.vn

**Phạm Tấn Phát**  
高級分析專員  
+84 28 3622 6868 ext 3880  
phat.pham@yuantan.com.vn

### 個人客戶業務部

**Phạm Đắc Thành**  
北部營業中心經理  
+84 28 3622 6868 ext 3416  
thanh.pham@yuantan.com.vn

**Võ Thị Thu Thủy**  
平陽分行經理  
+84 28 3622 6868 ext 3505  
thuy.vo@yuantan.com.vn

**Lương Kỳ Ty**  
堤岸分行經理  
+84 28 3622 6868 ext 3653  
ty.luong@yuantan.com.vn

**Bùi Quốc Phong**  
同奈分行經理  
+84 28 3622 6868 ext 3701  
phong.bui@yuantan.com.vn

**Võ Đình Tuấn**  
峴港分行經理  
+84 28 3622 6868 ext 3301  
tuan.vo@yuantan.com.vn

**Nguyễn Việt Quang**  
河內分行經理  
+84 28 3622 6868 ext 3404  
quang.nguyen@yuantan.com.vn

**Đinh Thị Thu Cúc**  
頭頓分行經理  
+84 28 3622 6868 ext 3203  
cuc.dinh@yuantan.com.vn



We Create **Fortune**

## Appendix A: Important Disclosures

### Analyst Certification

Each research analyst primarily responsible for the content of this research report, in whole or in part, certifies that with respect to each security or issuer that the analyst covered in this report: (1) all of the views expressed accurately reflect his or her personal views about those securities or issuers; and (2) no part of his or her compensation was, is, or will be, directly or indirectly, related to the specific recommendations or views expressed by that research analyst in the research report.

### Ratings Definitions

**BUY:** We have a positive outlook on the stock based on our expected absolute or relative return over the investment period. Our thesis is based on our analysis of the company's outlook, financial performance, catalysts, valuation and risk profile. We recommend investors add to their position.

**HOLD-Outperform:** In our view, the stock's fundamentals are relatively more attractive than peers at the current price. Our thesis is based on our analysis of the company's outlook, financial performance, catalysts, valuation and risk profile.

**HOLD-Underperform:** In our view, the stock's fundamentals are relatively less attractive than peers at the current price. Our thesis is based on our analysis of the company's outlook, financial performance, catalysts, valuation and risk profile.

**SELL:** We have a negative outlook on the stock based on our expected absolute or relative return over the investment period. Our thesis is based on our analysis of the company's outlook, financial performance, catalysts, valuation and risk profile. We recommend investors reduce their position.

**Under Review:** We actively follow the company, although our estimates, rating and target price are under review.

**Restricted:** The rating and target price have been suspended temporarily to comply with applicable regulations and/or Yuanta policies.

Note: Yuanta research coverage with a Target Price is based on an investment period of 12 months. Greater China Discovery Series coverage does not have a formal 12 month Target Price and the recommendation is based on an investment period specified by the analyst in the report.

### Global Disclaimer

© 2018 Yuanta. All rights reserved. The information in this report has been compiled from sources we believe to be reliable, but we do not hold ourselves responsible for its completeness or accuracy. It is not an offer to sell or solicitation of an offer to buy any securities. All opinions and estimates included in this report constitute our judgment as of this date and are subject to change without notice.

This report provides general information only. Neither the information nor any opinion expressed herein constitutes an offer or invitation to make an offer to buy or sell securities or other investments. This material is prepared for general circulation to clients and is not intended to provide tailored investment advice and does not take into account the individual financial situation and objectives of any specific person who may receive this report. Investors should seek financial advice regarding the appropriateness of investing in any securities, investments or investment strategies discussed or recommended in this report. The information contained in this report has been compiled from sources believed to be reliable but no representation or warranty, express or implied, is made as to its accuracy, completeness or correctness. This report is not (and should not be construed as) a solicitation to act as securities broker or dealer in any jurisdiction by any person or company that is not legally permitted to carry on such business in that jurisdiction.

Yuanta research is distributed in the United States only to Major U.S. Institutional Investors (as defined in Rule 15a-6 under the Securities Exchange Act of 1934, as amended and SEC staff interpretations thereof). All transactions by a US person in the securities mentioned in this report must be effected through a registered broker-dealer under Section 15 of the Securities Exchange Act of 1934, as amended. Yuanta research is distributed in Taiwan by Yuanta Securities Investment Consulting. Yuanta research is distributed in Hong Kong by Yuanta Securities (Hong Kong) Co. Limited, which is licensed in Hong Kong by the Securities and Futures Commission for regulated activities, including Type 4 regulated activity (advising on securities). In Hong Kong, this research report may not be redistributed, retransmitted or disclosed, in whole or in part or and any form or manner, without the express written