

當日市場：Vingroup 股逆市而行

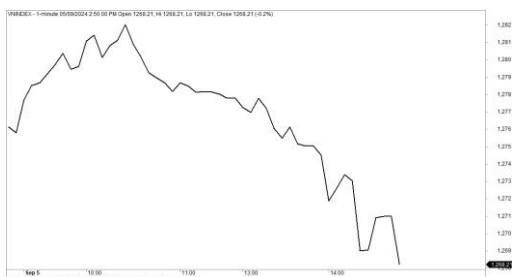
2024/09/06

市場走勢

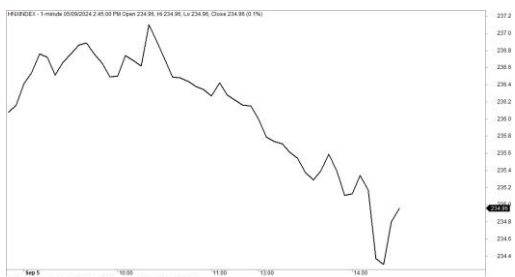
市場指數	VNI	HNI	UPCOM
收盤	1,268.21	234.96	93.47
%日	-0.59%	-0.50%	-0.30%
%週	-1.03%	-1.23%	-0.40%
%月	6.75%	5.50%	2.95%
%年	2.69%	-6.87%	-0.87%
成交值(Bil.VND)			
當日	16,552	996	672
日均量/週	15,248	1,053	593
日均量/月	15,968	1,137	725
外資進出			
買進	2,745.40	65.40	16.15
賣出	3,431.58	50.20	15.85
買賣超	-686.18	15.20	0.30
市場漲跌家數			
上漲	98	62	161
下跌	223	95	143
持平	96	158	599
市場指標			
P/E	13.75	16.38	22.57
總市值 (兆盾)	5,208	332	1,443
股息殖利 ²	2.00%	2.96%	4.16%

資料源: Bloomberg - YSVN

VNINDEX



HNIINDEX



市場走勢

市場在早盤的交易日出現技術復甦後，則在午盤的交易日後反轉再次下跌，並在連續第二個交易日下跌和跌幅較小。VN-Index 收盤下跌 0.59%，止於 1268.21 點。同時，HNX-Index 下跌 0.5%，Upcom-Index 下跌 0.3%。與前一交易日相比，3 市場的交易額繼續小幅增加達到 18 兆 2,200 億越南盾。

Vingroup 股是當日的亮點，其中有 VIC (2.39%)、VHM (2.94%)。大型股在當日的交易日繼續走弱如 PLX STB、GVR、MNS、MBB、MWG、FPT 下跌超過 1%。

除了這兩檔 Vin 股之外，房地產股的許多度票出現調整如 DXG、DIG、PDR 等、證券 (VCI、VIX、SSI)、鋼鐵 (HPG、HSG、NKG)。值得關注的是，HBC (5.5%)、HNG (6.85%) 在 9 月 6 日的 HOSE 上是取消掛牌的兩檔股票，漲幅較大。

外資繼續賣超 6,700 億越南盾，其中有 FPT (2,720 億)、HPG (920 億)、VPB (890 億) 在賣超方面的榜首。相反，VHM (1,970 億)、VNM (950 億)、FUEVFNVD (630 億) 在買超方面領先。

市場短期觀點

我們認為 VN-Index 在下一交易日可能會繼續在 1,260 - 1,270 點出現震盪，流動性較低。同時，市場出現進入短期調整階段的跡象，現金流可能出現分化，流動性較低。根據價格模式，市場可能會處於 2024 年 8 月以來形成的連續上漲期的調整第 04 波，其中 VNMidcaps 和 VNSmallcaps 指數處於超賣狀態，顯示這兩股可能在未來的幾個交易日出現技術復甦期，由於地產股的影響，大型股可能會繼續調整。

大盤的短期走勢仍維持上漲。因此，我們建議投資者在投資組合繼續持有高比例的股票。

請在 <https://ysraar.yuanta.com.vn/> 查看有關股票的信號。

We Create Fortune

技術分析圖



指數技術分析圖 VN-Index



指數技術分析圖 HNX-Index

指數	短期趨勢	中期趨勢	阻力區 1	阻力區 2	支撐區 1	支撐區 2
VN-Index	上漲	中性	1300	1330	870	800
HNX-Index	上漲	中性	260	306	189	160
VN30	上漲	中性	1336	1350	980	960
VNMidcaps	上漲	中性	1280	1250	963	900
VNSmallcaps	上漲	中性	1250	1250	804	750

We Create Fortune

胡志明市交易所 (HSX)

	收盤	漲跌%
VNI	1268.21	-0.59%
VN30	1309.05	-0.66%
VN Mid	1896.45	-0.77%
VN Small	1419.85	-0.44%

河內交易所 (HSX)

	收盤	漲跌%
HNI	234.96	-0.50%
HN30	513.75	-0.84%
VNX AllSh	1306.86	-0.69%

UPCOM 市場 (UPCoM)

	收盤	漲跌%
UPCoM	93.47	-0.30%

外資交易	成交值 (Bil.VND)
買進	2745.40
賣出	3431.58
買超/賣超	-686.18

外資交易	成交值 (Bil.VND)
買進	65.40
賣出	50.20
買超/賣超	15.20

外資交易	成交值 (Bil.VND)
買進	16.15
賣出	15.85
買超/賣超	0.30

上漲排名/股碼	漲跌(VND)	漲跌%
HNG	300	6.85%
EVG	400	5.86%
HBC	300	5.50%
ADS	300	3.00%
VHM	1250	2.94%

上漲排名/股碼	漲跌(VND)	漲跌%
C69	700	9.59%
CTP	2300	9.06%
VTZ	600	4.23%
BCF	1500	4.01%
NRC	100	2.78%

上漲排名/股碼	漲跌(VND)	漲跌%
KVC	89	5.93%
VLB	1634	4.51%
SID	496	3.91%
VAB	236	2.65%
DVN	648	2.48%

下跌排名/股碼	漲跌(VND)	漲跌%
SAV	-1750	-6.97%
SGR	-2100	-5.37%
NAF	-950	-4.43%
DC4	-350	-3.10%
NKG	-650	-3.04%

下跌排名/股碼	漲跌(VND)	漲跌%
CMS	-1000	-9.26%
API	-300	-3.49%
AAV	-200	-3.08%
LIG	-100	-2.94%
LAS	-600	-2.55%

下跌排名/股碼	漲跌(VND)	漲跌%
VNP	-500	-4.35%
LTG	-518	-3.30%
GDA	-696	-2.47%
NTC	-4738	-2.38%
FOX	-1837	-2.00%

*備註：市值>5,000 億盾；成交值>15 億盾

市值排名/股碼	Bil.VND
VCB	508,607,305
BID	279,036,337
FPT	194,239,593
GAS	192,696,473
CTG	189,560,709

市值排名/股碼	Bil.VND
IDC	19,865,996
PVS	19,309,838
HUT	15,172,703
MBS	15,044,080
THD	13,821,499

市值排名/股碼	Bil.VND
ACV	237,381,206
VGI	201,086,343
MCH	151,777,876
BSR	72,691,213
VEA	57,748,319

交易量排名/股碼	成交值	30 日均
MBB	71,432,991	14,585,016
DXG	23,401,800	12,110,267
HPG	23,123,548	21,693,930
VHM	22,146,127	16,291,701
VIX	20,041,100	26,149,595

交易量排名/股碼	成交值	30 日均
SHS	87,992,736,700	9,516,617
CEO	77,725,555,500	6,502,632
TNG	95,645,829,800	3,074,197
GKM	789,505,500	2,665,811
MBS	54,947,117,100	3,113,665

交易量排名/股碼	成交值	30 日均
BSR	173,908,445,000	9,091,544
OIL	33,528,881,400	2,867,935
BCR	5,723,933,600	2,461,883
VGX	15,615,486,900	1,972,910
VGI	68,708,521,400	1,266,389

資料源: Bloomberg & Yuanta Research

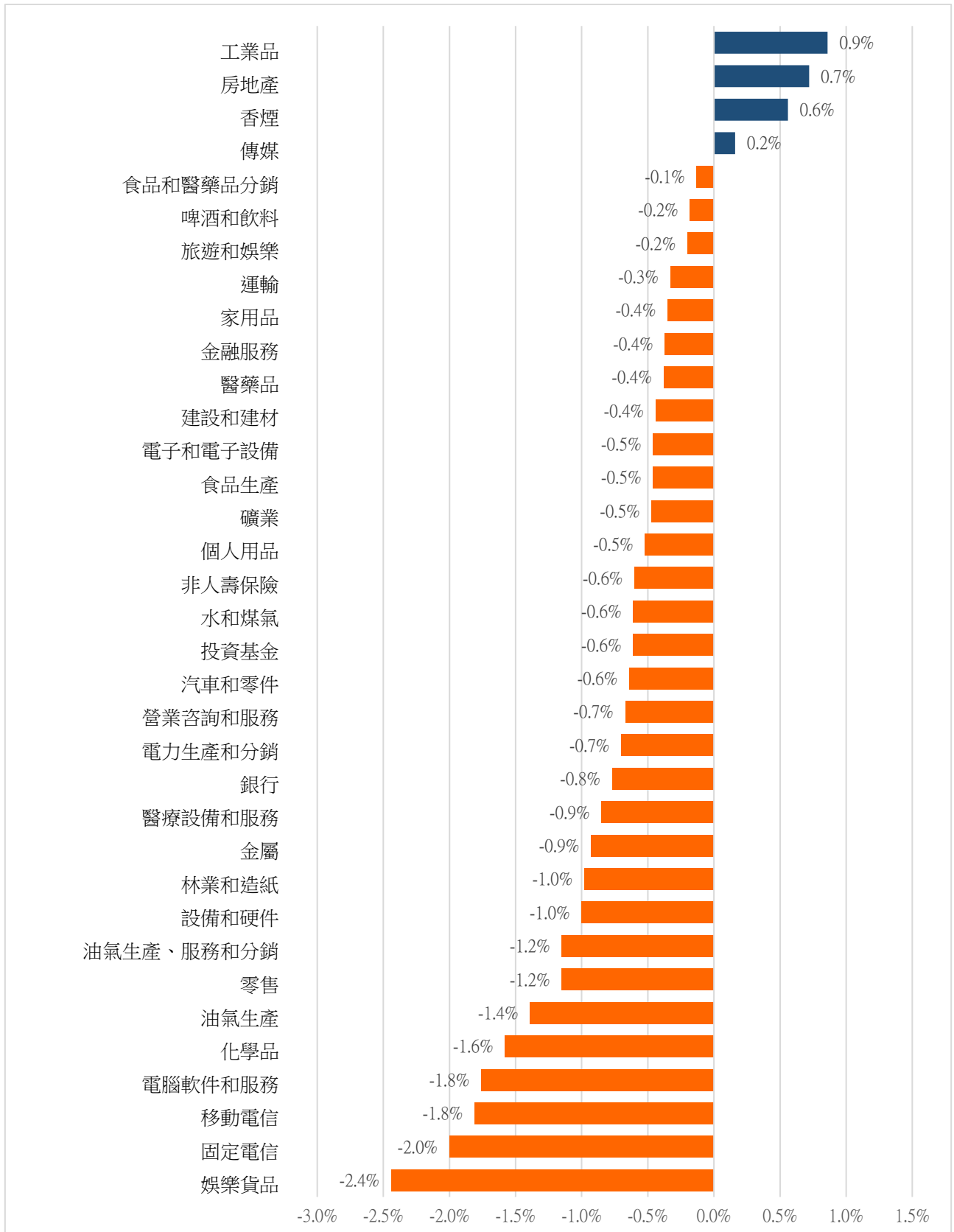
資料源: Bloomberg & Yuanta Research

資料源: Bloomberg & Yuanta Research



We Create Fortune

各行業板塊的交易走勢



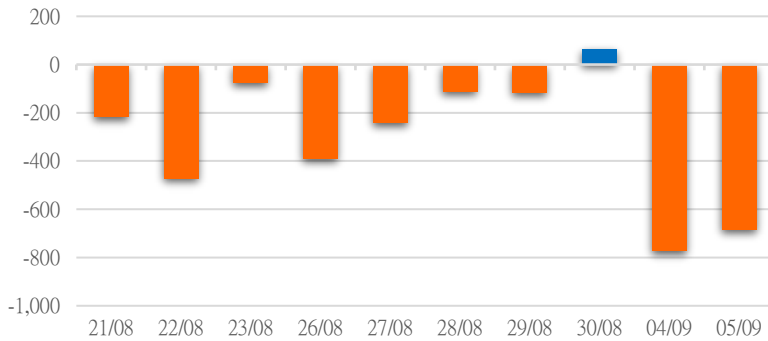
資料源: FiinPro - YSVN



We Create Fortune

外資買進賣統計

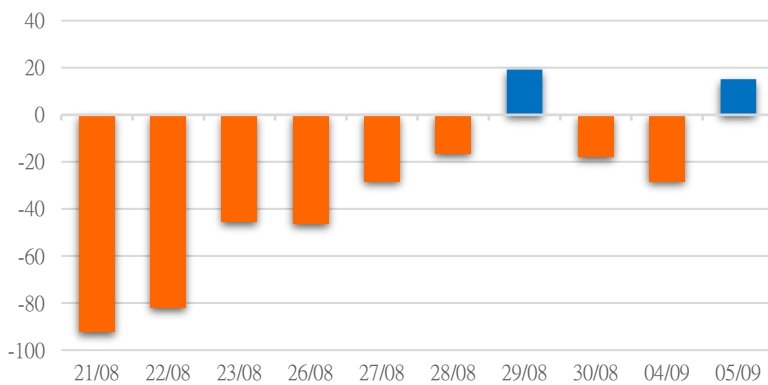
HSX 外資每日買/賣超



證券代碼	買超金額 (Mil.VND)	證券代碼	賣超金額 (Mil.VND)
VHM	196,789	FPT	-272,487
VNM	94,524	HPG	-92,455
FUEVFNVD	62,713	VPB	-88,799
NVL	30,457	VCI	-74,358
MWG	22,130	HSG	-74,111

HSX 外資買/賣超的前 5 名

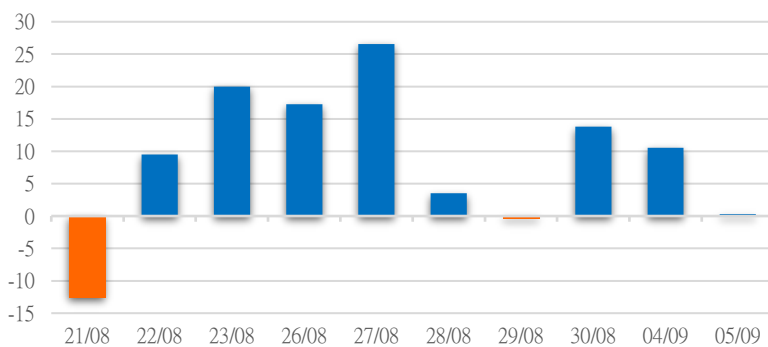
HNX 外資每日買/賣超



證券代碼	買超金額 (Mil.VND)	證券代碼	賣超金額 (Mil.VND)
PVS	24,830	IDC	-6,030
PVI	5,850	CEO	-5,849
BVS	3,620	LAS	-5,696
TIG	1,118	SHS	-2,199
VTZ	1,100	IVS	-2,110

HNX 外資買/賣超的前 5 名

UPCOM 外資每日買/賣超



證券代碼	買超金額 (Mil.VND)	證券代碼	賣超金額 (Mil.VND)
BSR	7,769	LTG	-4,531
ACV	2,422	GDA	-2,465
KLB	931	NTC	-1,936
PAT	908	QNS	-1,703
CSI	193	QTP	-1,181

UPCOM 外資買/賣超的前 5 名

源: FiinPro - YSVN

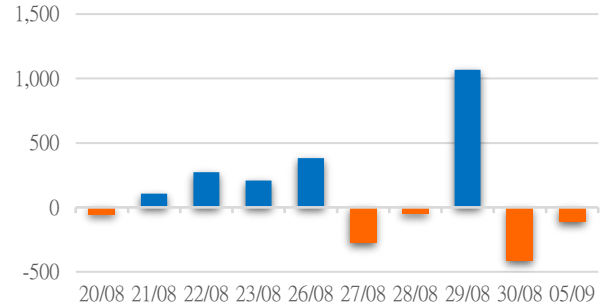
We Create **Fortune**

自營統計

證券代碼	買超金額 (Mіл.VND)	證券代碼	賣超金額 (Mіл.VND)
VIB	28,271	FUEVFNVD	65,219
VHM	22,657	TCB	16,585
MWG	17,312	STB	14,494
FUESSVFL	15,404	SSI	10,866
FPT	11,757	VCB	9,887

HSX 自營交易最大前名

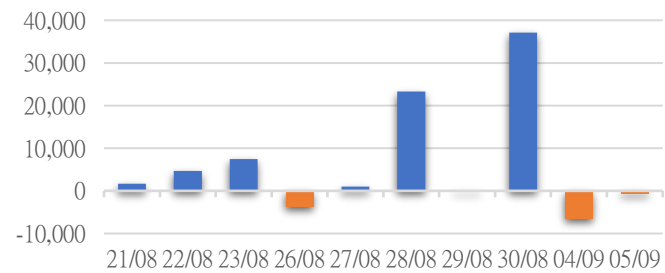
HSX 自營交易每日買/賣超
(Bil.VND)



證券代碼	買超金額 (Mіл.VND)	證券代碼	賣超金額 (Mіл.VND)
IDC	1,784	TNG	2,620
VCS	98		

HNX 自營交易最大前名

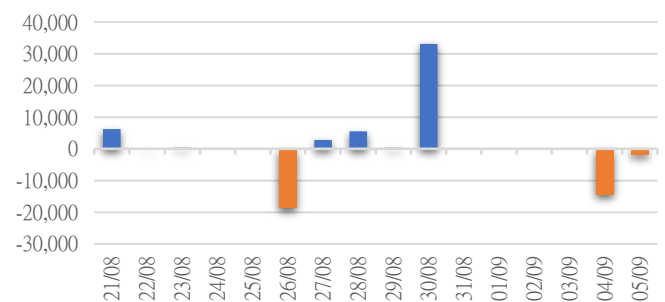
HNX 自營交易每日買/賣超
(Mil.VND)



證券代碼	買超金額 (Mіл.VND)	證券代碼	賣超金額 (Mіл.VND)
		BCR	1,040
		QTP	953

UPCoM 自營交易最大前名

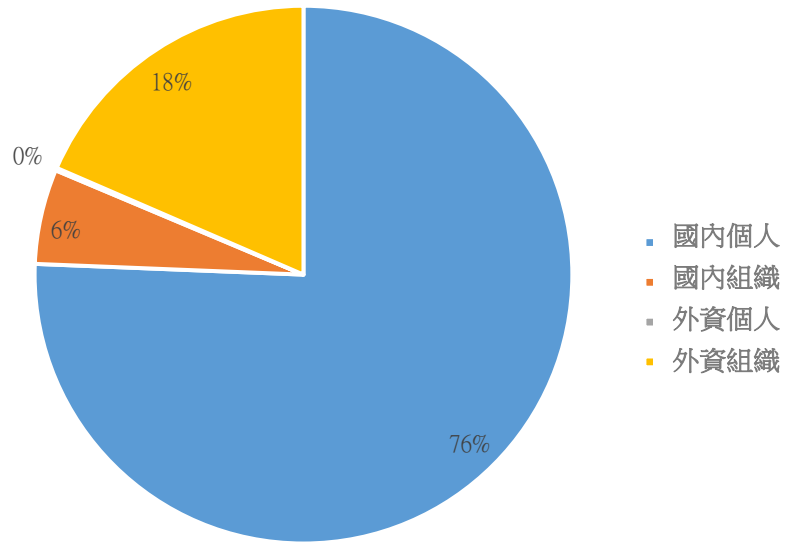
UPCoM 自營交易每日買/賣超
(Mil.VND)





We Create **Fortune**

越南證券市場投資人類別統計

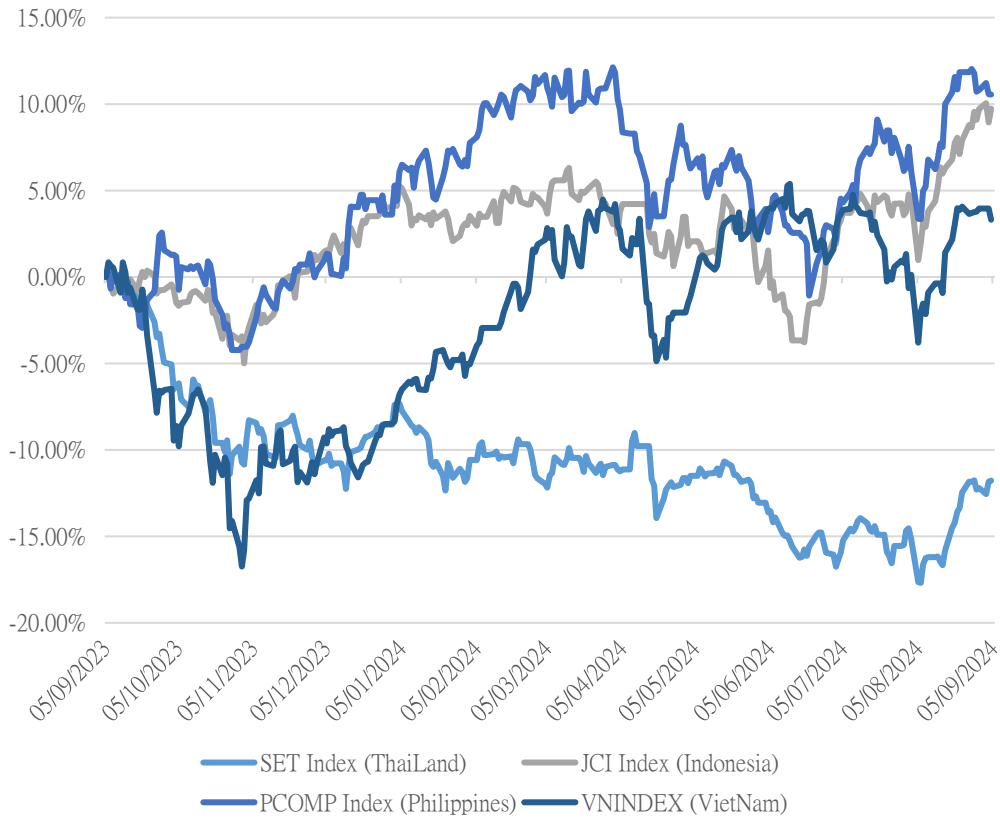


資料源: FiinPro - YSVN



We Create Fortune

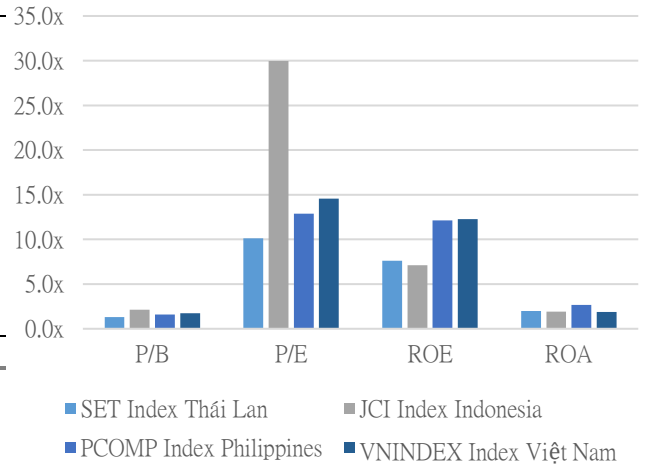
東南亞主要市場走勢比較



東南亞主要市場數據

	Thailand	Indonesia	Philippines	Vietnam	
P/B	1.3x	2.1x	1.6x	1.7x	
P/E	10.1x	30.0x	12.9x	14.6x	
ROE	7.62%	7.13%	12.14%	12.27%	
ROA	1.98%	1.91%	2.68%	1.90%	
Vốn hóa	Tỷ USD	500.95	856.80	168.36	211.98
GTGD	Triệu USD	1.11	0.58	0.07	0.55
LS cổ tức	%	3.41	3.15	2.74	1.62

源: Bloomberg & YSVN





We Create **Fortune**

元大證券（越南）公司

個人客戶分析部

Nguyễn Th ệ Minh
研究分析經理
+84 28 3622 6868 ext 3826
minh.nguyen@yuanta.com.vn

Lý Thị Hi ệ n
研究分析主管
+84 28 3622 6868 ext 3908
hien.ly@yuanta.com.vn

Quách Đức Khánh
研究分析副主管
+84 28 3622 6868 ext 3833
khanh.quach@yuanta.com.vn

Khổng Hữu Hiệp
高級分析專員
+84 28 3622 6868 ext 3912
hiiep.khong@yuanta.com.vn

Nguyễn Trịnh Ngọc Hồng
高級分析專員
+84 28 3622 6868 ext 3832
hong.nguyen@yuanta.com.vn

Phạm Tấn Phát
高級分析專員
+84 28 3622 6868 ext 3880
phat.pham@yuanta.com.vn

個人客戶業務部

Phạm Đắc Thành
北部營業中心經理
+84 28 3622 6868 ext 3416
thanh.pham@yuanta.com.vn

Võ Thị Thu Thủy
平陽分行經理
+84 28 3622 6868 ext 3505
thuy.vo@yuanta.com.vn

Lương Kỳ Ty
堤岸分行經理
+84 28 3622 6868 ext 3653
ty.luong@yuanta.com.vn

Bùi Quốc Phong
同奈分行經理
+84 28 3622 6868 ext 3701
phong.bui@yuanta.com.vn

Võ Đình Tuấn
峴港分行經理
+84 28 3622 6868 ext 3301
tuan.vo@yuanta.com.vn

Nguyễn Việt Quang
河內分行經理
+84 28 3622 6868 ext 3404
quang.nguyen@yuanta.com.vn

Đinh Thị Thu Cúc
頭頓分行經理
+84 28 3622 6868 ext 3203
cuc.dinh@yuanta.com.vn



We Create **Fortune**

Appendix A: Important Disclosures

Analyst Certification

Each research analyst primarily responsible for the content of this research report, in whole or in part, certifies that with respect to each security or issuer that the analyst covered in this report: (1) all of the views expressed accurately reflect his or her personal views about those securities or issuers; and (2) no part of his or her compensation was, is, or will be, directly or indirectly, related to the specific recommendations or views expressed by that research analyst in the research report.

Ratings Definitions

BUY: We have a positive outlook on the stock based on our expected absolute or relative return over the investment period. Our thesis is based on our analysis of the company's outlook, financial performance, catalysts, valuation and risk profile. We recommend investors add to their position.

HOLD-Outperform: In our view, the stock's fundamentals are relatively more attractive than peers at the current price. Our thesis is based on our analysis of the company's outlook, financial performance, catalysts, valuation and risk profile.

HOLD-Underperform: In our view, the stock's fundamentals are relatively less attractive than peers at the current price. Our thesis is based on our analysis of the company's outlook, financial performance, catalysts, valuation and risk profile.

SELL: We have a negative outlook on the stock based on our expected absolute or relative return over the investment period. Our thesis is based on our analysis of the company's outlook, financial performance, catalysts, valuation and risk profile. We recommend investors reduce their position.

Under Review: We actively follow the company, although our estimates, rating and target price are under review.

Restricted: The rating and target price have been suspended temporarily to comply with applicable regulations and/or Yuanta policies.

Note: Yuanta research coverage with a Target Price is based on an investment period of 12 months. Greater China Discovery Series coverage does not have a formal 12 month Target Price and the recommendation is based on an investment period specified by the analyst in the report.

Global Disclaimer

© 2018 Yuanta. All rights reserved. The information in this report has been compiled from sources we believe to be reliable, but we do not hold ourselves responsible for its completeness or accuracy. It is not an offer to sell or solicitation of an offer to buy any securities. All opinions and estimates included in this report constitute our judgment as of this date and are subject to change without notice.

This report provides general information only. Neither the information nor any opinion expressed herein constitutes an offer or invitation to make an offer to buy or sell securities or other investments. This material is prepared for general circulation to clients and is not intended to provide tailored investment advice and does not take into account the individual financial situation and objectives of any specific person who may receive this report. Investors should seek financial advice regarding the appropriateness of investing in any securities, investments or investment strategies discussed or recommended in this report. The information contained in this report has been compiled from sources believed to be reliable but no representation or warranty, express or implied, is made as to its accuracy, completeness or correctness. This report is not (and should not be construed as) a solicitation to act as securities broker or dealer in any jurisdiction by any person or company that is not legally permitted to carry on such business in that jurisdiction.

Yuanta research is distributed in the United States only to Major U.S. Institutional Investors (as defined in Rule 15a-6 under the Securities Exchange Act of 1934, as amended and SEC staff interpretations thereof). All transactions by a US person in the securities mentioned in this report must be effected through a registered broker-dealer under Section 15 of the Securities Exchange Act of 1934, as amended. Yuanta research is distributed in Taiwan by Yuanta Securities Investment Consulting. Yuanta research is distributed in Hong Kong by Yuanta Securities (Hong Kong) Co. Limited, which is licensed in Hong Kong by the Securities and Futures Commission for regulated activities, including Type 4 regulated activity (advising on securities). In Hong Kong, this research report may not be redistributed, retransmitted or disclosed, in whole or in part or and any form or manner, without the express written