

當日市場：現金流量在大型股處於謹慎態度

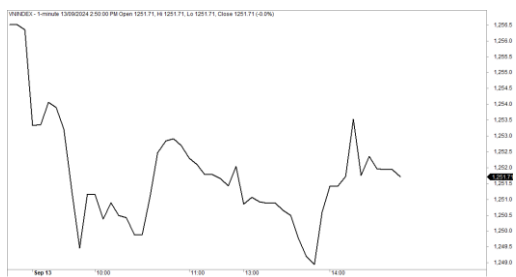
2024/09/16

市場走勢

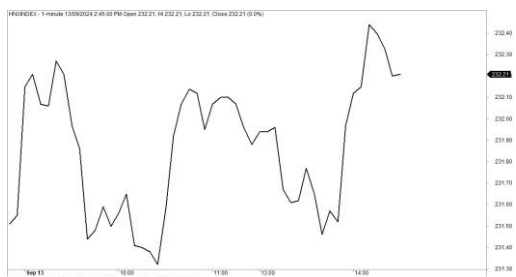
市場指數	VNI	HNI	UPCOM
收盤	1,251.71	232.42	92.95
%日	-0.37%	0.22%	0.24%
%週	-0.94%	-1.30%	-0.79%
%月	2.12%	0.49%	-0.29%
%年	0.88%	-9.53%	-1.63%
成交值(Bil.VND)			
當日	11,154	747	369
日均量/週	13,198	979	518
日均量/月	15,515	1,109	677
外資進出			
買進	1,472.27	40.61	14.78
賣出	1,544.78	35.52	12.94
買賣超	-72.51	5.09	1.84
市場漲跌家數			
上漲	145	80	147
下跌	155	61	200
持平	116	173	556
市場指標			
P/E	13.55	16.18	27.19
總市值 (兆盾)	5,134	328	1,424
股息殖利 ²	2.08%	2.97%	4.30%

資料源: Bloomberg - YSVN

VNINDEX



HNIINDEX



市場走勢

隨著大型股的分化和走弱，領導指數出現分化，河內市場指數收盤上漲，而指數在 HOSE 上收盤小幅下跌。具體而言，VN-Index 收盤下跌 0.37%，止於 1,251.71 點，而 HNX-Index 相反上漲 0.22%，Upcom-Index 上漲 0.24%。3 大市場的交易額均增加至 17 兆 3,010 億越南盾。

大型股對大盤帶來了壓力，其中 GAS (-2.37%)、VNM (-2.41%)、MSN (-1.2%)、MWG (-0.44%) 等是導致指數下跌最多的股票。相反，VRE (1.58%)、FPT (0.53%)、HDB (0.76%)、SAB (1.26%)、STB (0.34%) 等都是對價格上漲的股票，但漲幅不大。

經過近期的強勁拋售後，中檔房地產股如 NVL (1.32%)、DXG (4.79%) 或 PDR (1.65%) 有所復甦。此外，畜牧股 (BAF、DBC、VLC)、稻米股 (AGM) 或證券股 (VIX、SSI、HCM、FTS) 比市場處於樂觀趨勢。

外資賣超 660 億越南盾，其中 VHM (1,890 億)、MWG (1,240 億)、VCI (850 億) 在賣超方面的榜首。相反，FPT (1,950 億)、STB (830 億)、DXG (560 億) 在買超方面領先。

市場短期觀點

我們認為 VN-Index 在下一交易日可能繼續在 1,250 - 1,260 點波動。同時，市場仍處於技術復甦階段，短期風險出現下跌跡象，投資者在目前應限制拋售。此外，情緒指標仍處於謹慎態度，短期跡象仍出現積極改善，但新支付僅應維持低股票比例。

大盤的短期走勢仍維持下跌。因此，我們建議投資者繼續在當前水平持有股票比例。

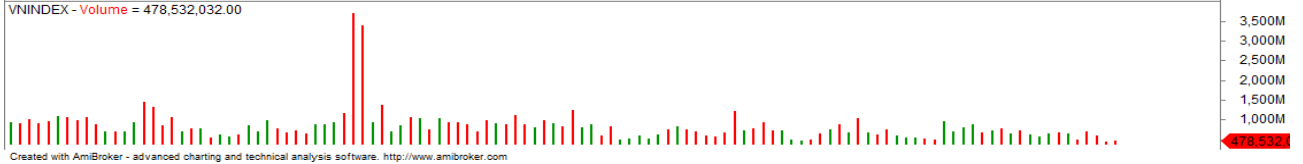
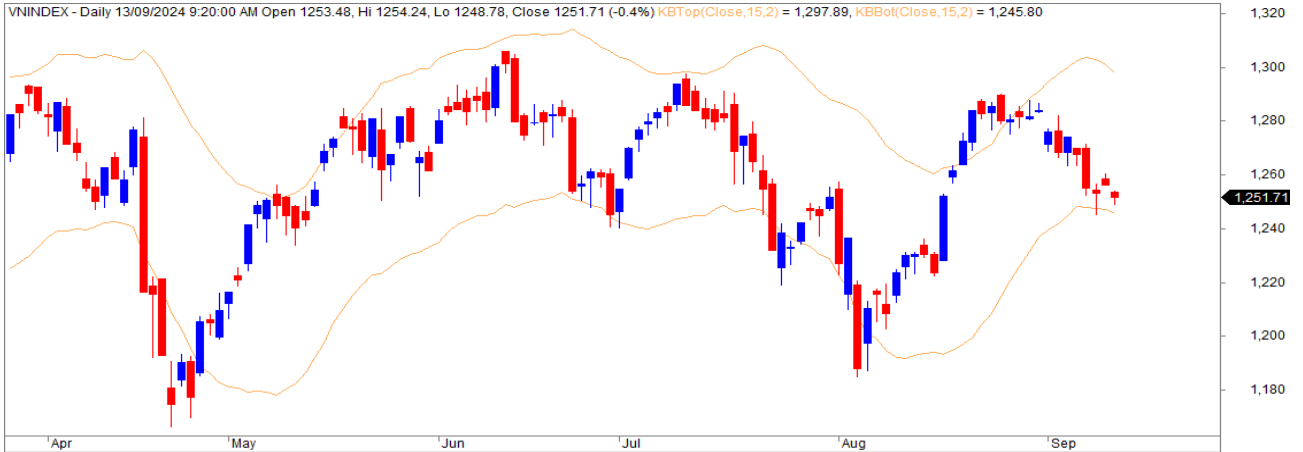
根據周線圖，VN-Index 比前一周收盤下跌 1.7%。同時，市場仍處於中期調整階段，市場在未來的幾個周可能會繼續窄幅橫盤。另外，大盤的中長期趨勢仍維持上漲。因此，我們建議投資者在長期投資組合仍應優先考慮買進和持有。

請在 <https://ysraar.yuanta.com.vn/> 查看有關股票的信號。

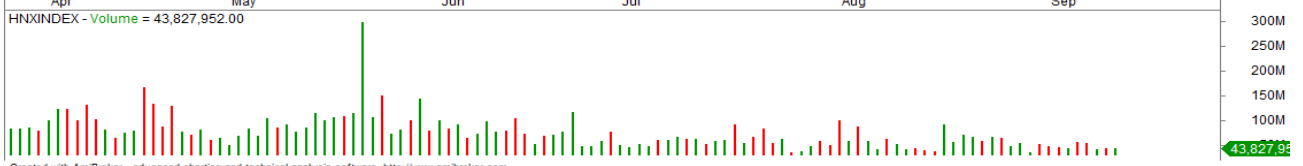
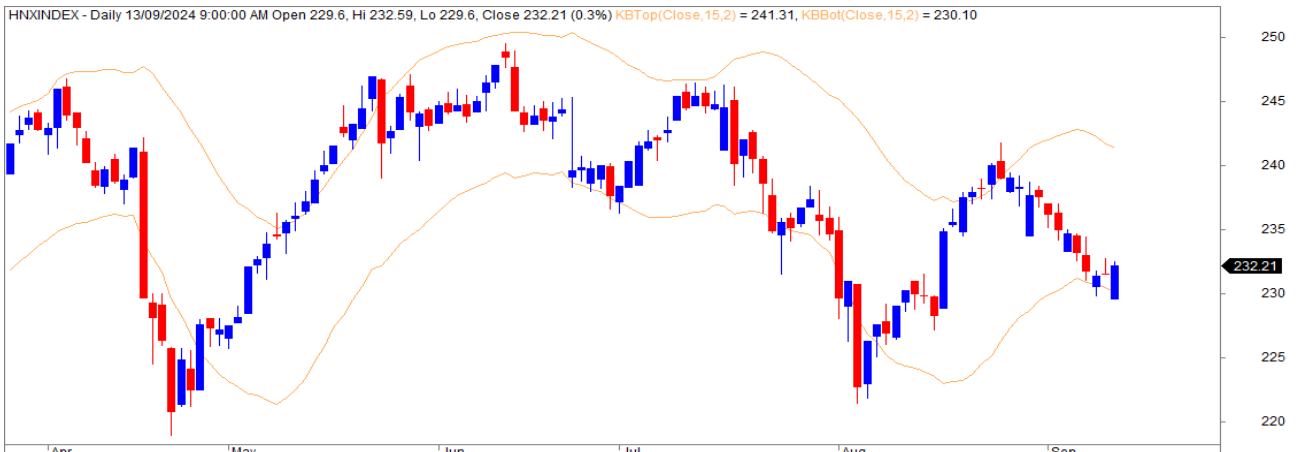


We Create Fortune

技術分析圖



指數技術分析圖 VN-Index



指數技術分析圖 HNX-Index

指數	短期趨勢	中期趨勢	阻力區 1	阻力區 2	支撐區 1	支撐區 2
VN-Index	下跌	中性	1300	1330	870	800
HNX-Index	下跌	中性	260	306	189	160
VN30	下跌	中性	1336	1350	980	960
VNMidcaps	下跌	中性	1280	1250	963	900
VNSmallcaps	下跌	中性	1250	1250	804	750

We Create Fortune

胡志明市交易所 (HSX)

	收盤	漲跌%
VNI	1251.71	-0.37%
VN30	1294.3	-0.26%
VN Mid	1871.01	0.21%
VN Small	1401.35	0.09%

河內交易所 (HSX)

	收盤	漲跌%
HNI	232.42	0.22%
HN30	504.13	0.29%
VNX AllSh	1291.81	-0.09%

UPCOM 市場 (UPCoM)

	收盤	漲跌%
UPCoM	92.95	0.24%

外資交易	成交值 (Bil.VND)
買進	1472.27
賣出	1544.78
買超/賣超	-72.51

外資交易	成交值 (Bil.VND)
買進	40.61
賣出	35.52
買超/賣超	5.09

外資交易	成交值 (Bil.VND)
買進	14.78
賣出	12.94
買超/賣超	1.84

上漲排名/股碼	漲跌(VND)	漲跌%
SGR	3050	7.00%
DRH	120	6.74%
TCD	350	6.36%
DXG	700	4.79%
BAF	750	3.90%

上漲排名/股碼	漲跌(VND)	漲跌%
ITQ	200	7.14%
C69	300	3.95%
VFS	500	3.85%
API	300	3.80%
SDA	200	3.77%

上漲排名/股碼	漲跌(VND)	漲跌%
HIO	1595	14.50%
POM	269	10.35%
VNZ	26008	6.35%
SAC	1527	5.45%
VNA	755	3.95%

下跌排名/股碼	漲跌(VND)	漲跌%
TNA	-280	-6.91%
APG	-510	-5.13%
SMC	-400	-4.00%
TCO	-650	-3.98%
TNH	-650	-2.77%

下跌排名/股碼	漲跌(VND)	漲跌%
NRC	-300	-10.00%
CAP	-2600	-5.35%
NAG	-100	-0.89%
VGS	-300	-0.84%
PVC	-100	-0.78%

下跌排名/股碼	漲跌(VND)	漲跌%
SGP	-1226	-4.36%
GDA	-566	-1.99%
DVN	-472	-1.82%
PVX	-33	-1.74%
LTG	-205	-1.31%

*備註：市值>5,000 億盾；成交值>15 億盾

市值排名/股碼	Bil.VND
VCB	502,459,304
BID	274,761,010
FPT	194,239,593
CTG	187,412,712
VHM	187,237,802

市值排名/股碼	Bil.VND
PVS	19,309,838
IDC	19,271,996
MBS	14,934,668
HUT	14,815,699
THD	13,782,999

市值排名/股碼	Bil.VND
ACV	232,850,973
VGI	189,437,678
MCH	147,923,935
BSR	71,891,285
VEA	57,845,322

交易量排名/股碼	成交值	30 日均
SSB	41,622,536	6,311,517
EIB	15,996,900	10,258,178
DXG	14,580,300	14,092,971
HCM	13,972,200	10,663,374
VIX	13,841,900	26,046,938

交易量排名/股碼	成交值	30 日均
NRC	23,095,847,600	493,642
SHS	107,891,840,500	9,585,175
CEO	55,058,367,800	6,503,204
MBS	74,657,332,700	2,813,270
GKM	921,935,500	2,539,132

交易量排名/股碼	成交值	30 日均
BSR	119,712,731,100	7,984,674
POM	6,153,265,300	289,999
PVX	1,826,329,500	238,832
HTP	2,050,513,000	217,639
ACM	435,064,900	60,335

資料源: Bloomberg & Yuanta Research

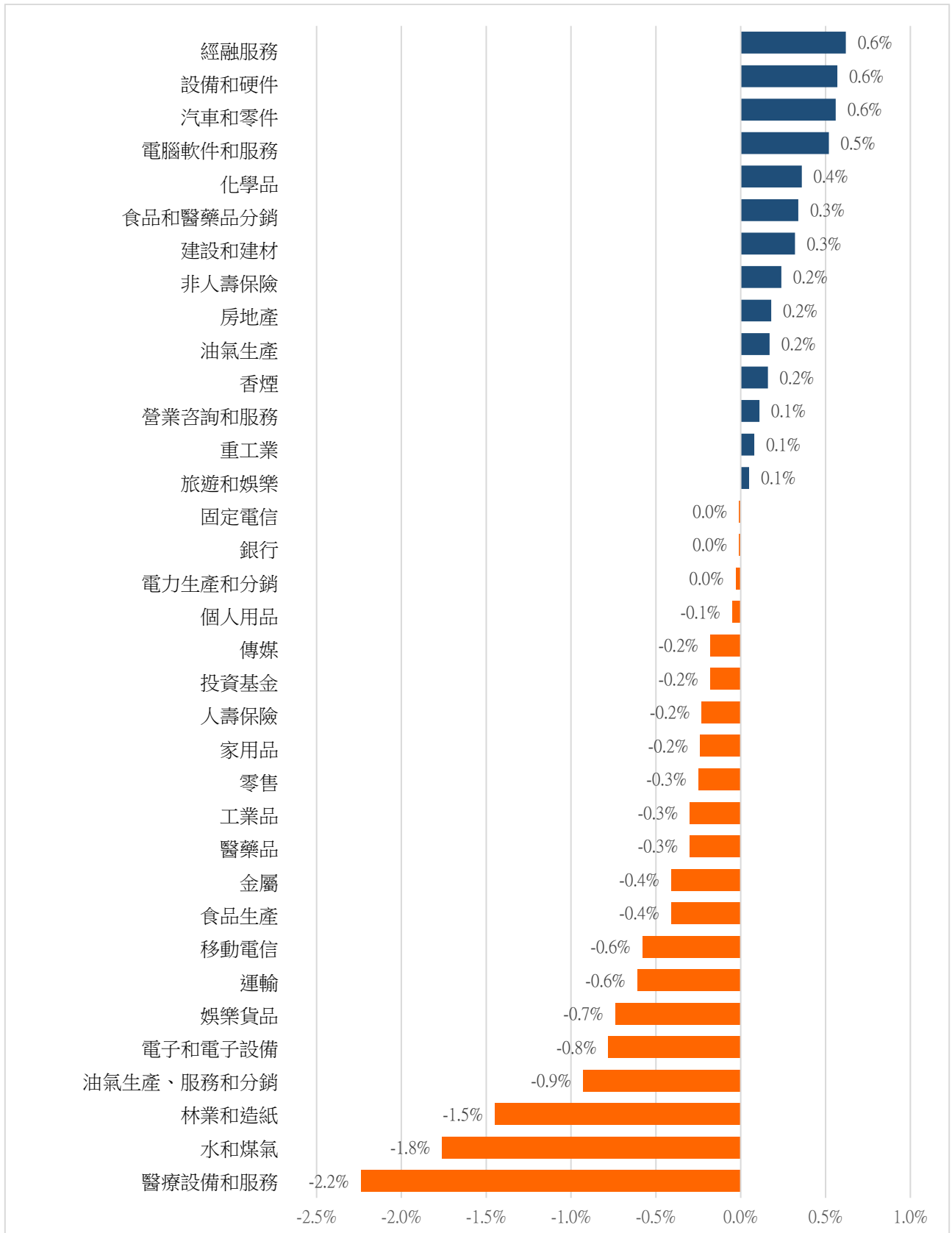
資料源: Bloomberg & Yuanta Research

資料源: Bloomberg & Yuanta Research



We Create Fortune

各行業板塊的交易走勢



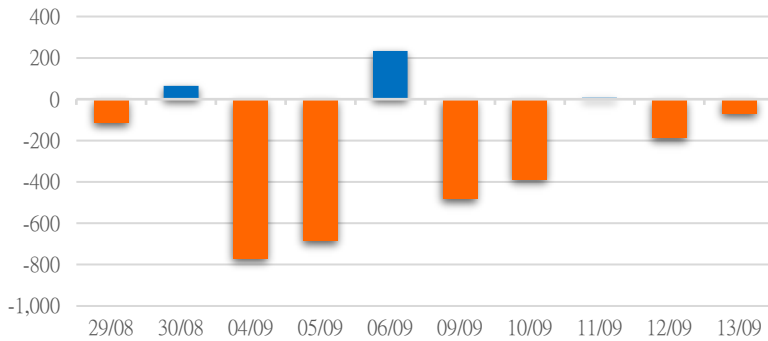
資料源: FinPro - YSVN



We Create Fortune

外資買進賣統計

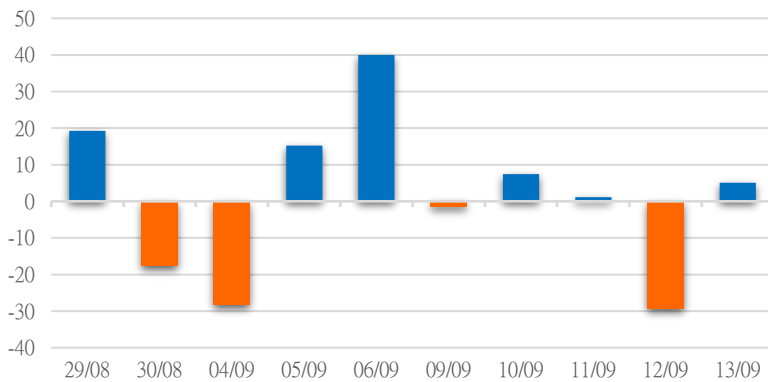
HSX 外資每日買/賣超



證券代碼	買超金額 (Mil.VND)	證券代碼	賣超金額 (Mil.VND)
FPT	195,212	VHM	-188,981
STB	83,166	MWG	-124,302
DXG	56,285	VCI	-85,519
FTS	40,801	HPG	-73,465
TPB	38,929	HSG	-36,842

HSX 外資買/賣超的前 5 名

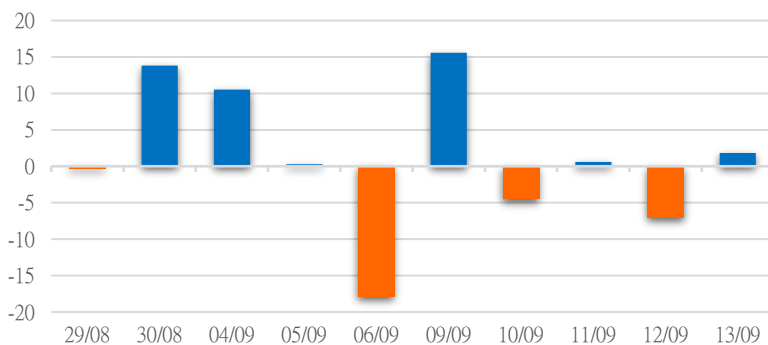
HNX 外資每日買/賣超



證券代碼	買超金額 (Mil.VND)	證券代碼	賣超金額 (Mil.VND)
IDC	7,900	SHS	-14,363
BVS	5,081	LAS	-1,028
VC3	2,453	PVS	-897
NTP	1,732	MBS	-893
PVI	1,387	AAV	-699

HNX 外資買/賣超的前 5 名

UPCOM 外資每日買/賣超



證券代碼	買超金額 (Mil.VND)	證券代碼	賣超金額 (Mil.VND)
ACV	3,756	LTG	-2,305
KLB	910	MCH	-1,037
OIL	809	GDA	-701
SGP	795	QNS	-565
MFS	149	AAS	-360

UPCOM 外資買/賣超的前 5 名

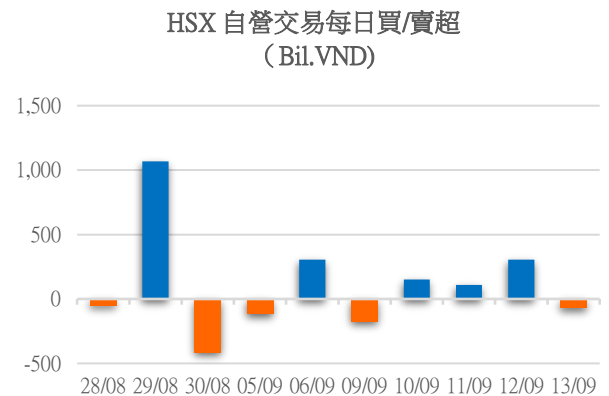
源: FiinPro - YSVN

We Create Fortune

自營統計

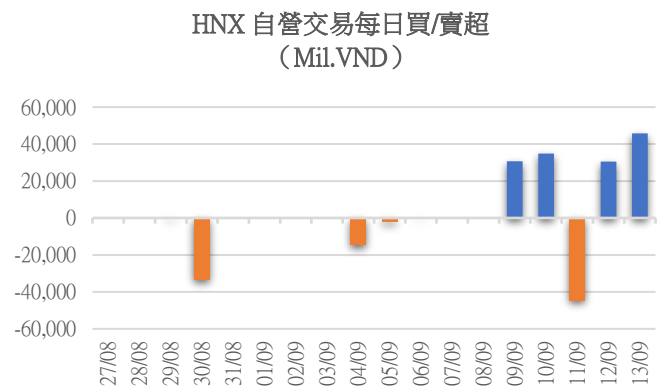
證券代碼	買超金額 (Mil.VND)	證券代碼	賣超金額 (Mil.VND)
VPB	11,030	VNM	14,797
VCB	6,375	HPG	13,039
FUEDCMID	4,587	PNJ	12,206
DPM	3,537	FUEVFNVD	10,863
DXG	2,985	VIB	10,350

HSX 自營交易最大前名



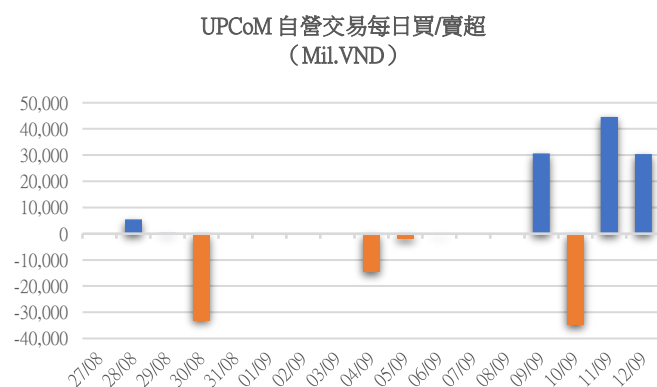
證券代碼	買超金額 (Mil.VND)	證券代碼	賣超金額 (Mil.VND)
		VCS	715

HNX 自營交易最大前名



證券代碼	買超金額 (Mil.VND)	證券代碼	賣超金額 (Mil.VND)
BSR	43,269.09	HTP	1,015
VNP	3,500.00		
VEA	65.25		

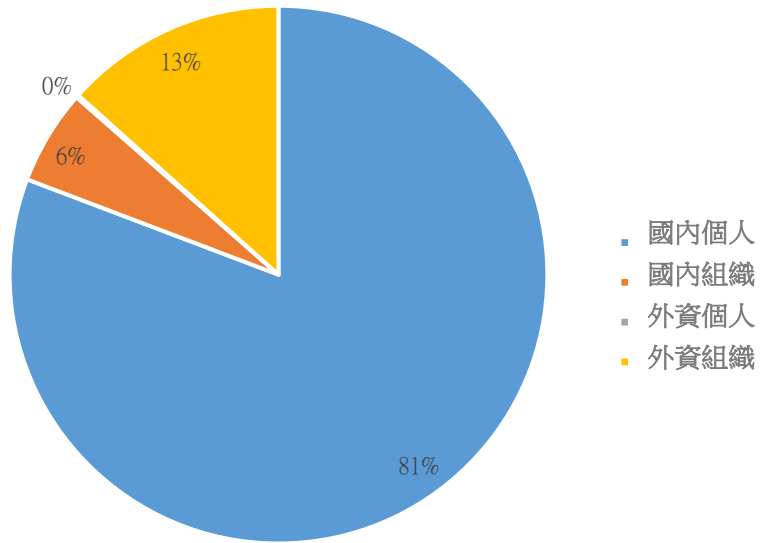
UPCoM 自營交易最大前名





We Create **Fortune**

越南證券市場投資人類別統計

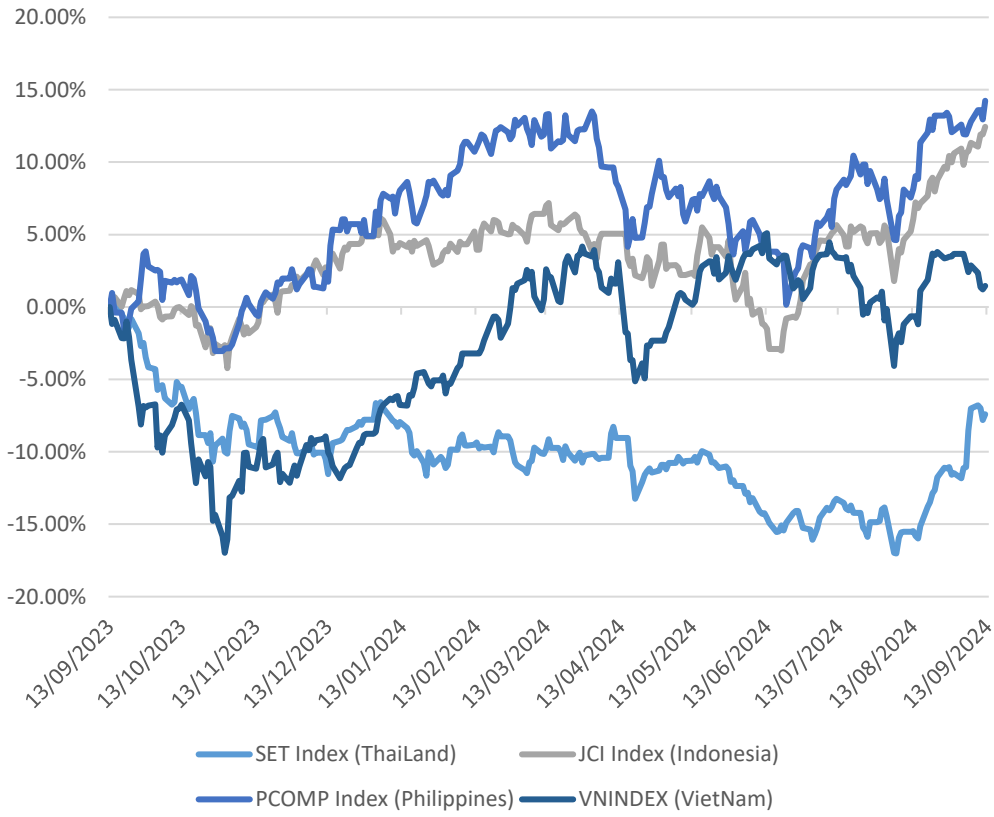


資料源: FiinPro - YSVN



We Create Fortune

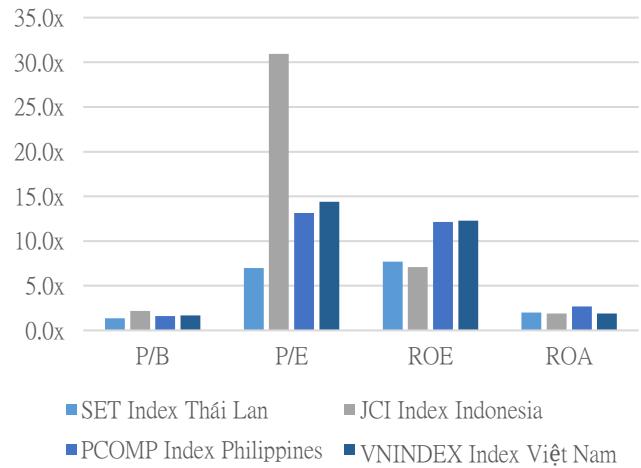
東南亞主要市場走勢比較



東南亞主要市場數據

		Thailand	Indonesia	Philippines	Vietnam
P/B		1.4x	2.2x	1.6x	1.7x
P/E		7.0x	31.0x	13.1x	14.4x
ROE	%	7.69	7.09	12.14	12.26
ROA	%	2.00	1.90	2.68	1.90
Vốn hóa	Tỷ USD	527.27	870.88	172.36	210.08
GTGD	Triệu USD	1.35	0.79	0.06	0.38
LS cổ tức	%	3.35	3.07	2.69	1.67

源: Bloomberg & YSVN





We Create **Fortune**

元大證券（越南）公司

個人客戶分析部

Nguyễn Th ệ Minh
研究分析經理
+84 28 3622 6868 ext 3826
minh.nguyen@yuanta.com.vn

Lý Thị Hi ệ n
研究分析主管
+84 28 3622 6868 ext 3908
hien.ly@yuanta.com.vn

Quách Đức Khánh
研究分析副主管
+84 28 3622 6868 ext 3833
khanh.quach@yuanta.com.vn

Khổng Hữu Hiệp
高級分析專員
+84 28 3622 6868 ext 3912
hiiep.khong@yuanta.com.vn

Nguyễn Trịnh Ngọc Hồng
高級分析專員
+84 28 3622 6868 ext 3832
hong.nguyen@yuanta.com.vn

Phạm Tấn Phát
高級分析專員
+84 28 3622 6868 ext 3880
phat.pham@yuanta.com.vn

個人客戶業務部

Phạm Đắc Thành
北部營業中心經理
+84 28 3622 6868 ext 3416
thanh.pham@yuanta.com.vn

Võ Thị Thu Thủy
平陽分行經理
+84 28 3622 6868 ext 3505
thuy.vo@yuanta.com.vn

Lương Kỳ Ty
堤岸分行經理
+84 28 3622 6868 ext 3653
ty.luong@yuanta.com.vn

Bùi Quốc Phong
同奈分行經理
+84 28 3622 6868 ext 3701
phong.bui@yuanta.com.vn

Võ Đình Tuấn
峴港分行經理
+84 28 3622 6868 ext 3301
tuan.vo@yuanta.com.vn

Nguyễn Việt Quang
河內分行經理
+84 28 3622 6868 ext 3404
quang.nguyen@yuanta.com.vn

Đinh Thị Thu Cúc
頭頓分行經理
+84 28 3622 6868 ext 3203
cuc.dinh@yuanta.com.vn



We Create **Fortune**

Appendix A: Important Disclosures

Analyst Certification

Each research analyst primarily responsible for the content of this research report, in whole or in part, certifies that with respect to each security or issuer that the analyst covered in this report: (1) all of the views expressed accurately reflect his or her personal views about those securities or issuers; and (2) no part of his or her compensation was, is, or will be, directly or indirectly, related to the specific recommendations or views expressed by that research analyst in the research report.

Ratings Definitions

BUY: We have a positive outlook on the stock based on our expected absolute or relative return over the investment period. Our thesis is based on our analysis of the company's outlook, financial performance, catalysts, valuation and risk profile. We recommend investors add to their position.

HOLD-Outperform: In our view, the stock's fundamentals are relatively more attractive than peers at the current price. Our thesis is based on our analysis of the company's outlook, financial performance, catalysts, valuation and risk profile.

HOLD-Underperform: In our view, the stock's fundamentals are relatively less attractive than peers at the current price. Our thesis is based on our analysis of the company's outlook, financial performance, catalysts, valuation and risk profile.

SELL: We have a negative outlook on the stock based on our expected absolute or relative return over the investment period. Our thesis is based on our analysis of the company's outlook, financial performance, catalysts, valuation and risk profile. We recommend investors reduce their position.

Under Review: We actively follow the company, although our estimates, rating and target price are under review.

Restricted: The rating and target price have been suspended temporarily to comply with applicable regulations and/or Yuanta policies.

Note: Yuanta research coverage with a Target Price is based on an investment period of 12 months. Greater China Discovery Series coverage does not have a formal 12 month Target Price and the recommendation is based on an investment period specified by the analyst in the report.

Global Disclaimer

© 2018 Yuanta. All rights reserved. The information in this report has been compiled from sources we believe to be reliable, but we do not hold ourselves responsible for its completeness or accuracy. It is not an offer to sell or solicitation of an offer to buy any securities. All opinions and estimates included in this report constitute our judgment as of this date and are subject to change without notice.

This report provides general information only. Neither the information nor any opinion expressed herein constitutes an offer or invitation to make an offer to buy or sell securities or other investments. This material is prepared for general circulation to clients and is not intended to provide tailored investment advice and does not take into account the individual financial situation and objectives of any specific person who may receive this report. Investors should seek financial advice regarding the appropriateness of investing in any securities, investments or investment strategies discussed or recommended in this report. The information contained in this report has been compiled from sources believed to be reliable but no representation or warranty, express or implied, is made as to its accuracy, completeness or correctness. This report is not (and should not be construed as) a solicitation to act as securities broker or dealer in any jurisdiction by any person or company that is not legally permitted to carry on such business in that jurisdiction.

Yuanta research is distributed in the United States only to Major U.S. Institutional Investors (as defined in Rule 15a-6 under the Securities Exchange Act of 1934, as amended and SEC staff interpretations thereof). All transactions by a US person in the securities mentioned in this report must be effected through a registered broker-dealer under Section 15 of the Securities Exchange Act of 1934, as amended. Yuanta research is distributed in Taiwan by Yuanta Securities Investment Consulting. Yuanta research is distributed in Hong Kong by Yuanta Securities (Hong Kong) Co. Limited, which is licensed in Hong Kong by the Securities and Futures Commission for regulated activities, including Type 4 regulated activity (advising on securities). In Hong Kong, this research report may not be redistributed, retransmitted or disclosed, in whole or in part or and any form or manner, without the express written