

當日市場：調整寬度擴散

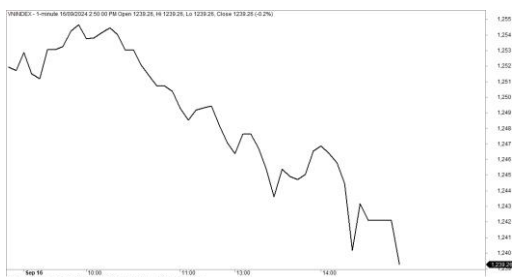
2024/09/17

市場走勢

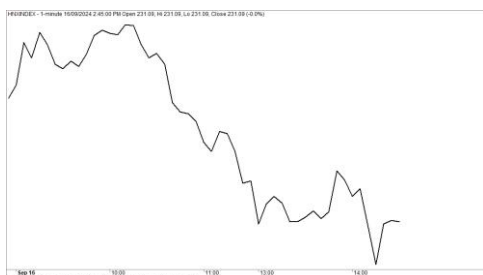
市場指數	VNI	HNI	UPCOM
收盤	1,239.26	230.84	92.57
%日	-0.99%	-0.68%	-0.41%
%週	-2.25%	-1.12%	-0.46%
%月	-1.04%	-1.83%	-0.93%
%年	0.97%	-8.67%	-1.27%
成交值(Bil.VND)			
當日	13,467	872	429
日均量/週	12,695	896	477
日均量/月	15,257	1,069	608
外資進出			
買進	1,276.78	63.40	14.73
賣出	1,058.85	31.47	12.23
買賣超	217.93	31.93	2.50
市場漲跌家數			
上漲	84	58	130
下跌	239	96	163
持平	92	160	610
市場指標			
P/E	13.42	16.08	27.11
總市值 (兆盾)	5,083	325	1,420
股息殖利 ²	2.11%	3.00%	4.36%

資料源: Bloomberg - YSVN

VNINDEX



HNIINDEX



市場走勢

與美國股市在周末的交易日上漲動力的預期相反，並缺乏領漲股導致指數大幅下跌。具體而言，VN-Index 收盤下跌 0.99%，止於 1,239.26 點，HNX-Index 下跌 0.68%，Upcom-Index 下跌 0.41%。3 大市場的交易額均下降至 14 兆 7,680 億越南盾。

紅跌完全佔主導地位，導致 VN30-Index 下跌 1%，跌幅相當於 2024 年 9 月 10 日的交易日，其中有 25 檔下跌股和 1 檔上漲股。只有 GVR (0.87%) 相反上漲，而 FPT 反轉下跌，VNM、GAS、MSN、MWG、ACB、VRE、VIC、VCB、VHM 收盤下跌超過 1%。

主要行業如證券股、房地產股、銀行股、石油天然氣股、鋼鐵股等均同步下跌，但積極的是跌幅不太深。當允許股票進行保證金交易時，只有少數股票像如 NAB (6.06%) 逆市而言。另外，TCD、APH、KSB 等都是有一些有流動性的上漲股票。

外資反轉買超 2,530 億越南盾，其中 TCB (700 億)、NAB (540 億)、FPT (530 億) 在買超方面的榜首。相反，HSG (430 億)、MWG (410 億)、VCI (330 億) 在拋售最多的股票。

市場短期觀點

我們認為市場可能會繼續下跌，VN-Index 可能會重新測試 1,235 點。同時，市場下跌至短期超賣區域，因此我們仍預期市場可能出現技術復甦期，但市場尚未出現建立短期底部的跡象。目前，VN-Index 的價格走勢圖可能下跌至 1,235 點和 1,225 點附近的兩個重要支撐位，相當於 50% 和 61.8% 斐波那契水平。

截至目前，市場仍處於調整第 04 波的階段，因此第 05 波的階段仍然保留。

大盤的短期走勢在日線圖仍維持下跌。因此，我們建議投資者在目前不應拋售，並在接下來的幾個交易日更多觀察市場趨勢，制定買進策略，則可能成本價拉至較低水平。

請在 <https://ysraar.yuanta.com.vn/> 查看有關股票的信號。



We Create Fortune

技術分析圖



指數技術分析圖 VN-Index



指數技術分析圖 HNX-Index

指數	短期趨勢	中期趨勢	阻力區 1	阻力區 2	支撐區 1	支撐區 2
VN-Index	下跌	中性	1300	1330	870	800
HNX-Index	下跌	中性	260	306	189	160
VN30	下跌	中性	1336	1350	980	960
VNMidcaps	下跌	中性	1280	1250	963	900
VNSmallcaps	下跌	中性	1250	1250	804	750



We Create Fortune

胡志明市交易所 (HSX)

	收盤	漲跌%
VNI	1239.26	-0.99%
VN30	1281.37	-1.00%
VN Mid	1851.85	-1.02%
VN Small	1391.14	-0.73%

河內交易所 (HSX)

	收盤	漲跌%
HNI	230.84	-0.68%
HN30	498.07	-1.20%
VNX AllSh	1278.94	-1.00%

UPCOM 市場 (UPCoM)

	收盤	漲跌%
UPCoM	92.57	-0.41%

外資交易	成交值 (Bil.VND)
買進	1276.78
賣出	1058.85
買超/賣超	217.93

外資交易	成交值 (Bil.VND)
買進	63.40
賣出	31.47
買超/賣超	31.93

外資交易	成交值 (Bil.VND)
買進	14.73
賣出	12.23
買超/賣超	2.50

上漲排名/股碼	漲跌(VND)	漲跌%
NAB	1000	6.06%
SGR	2600	5.57%
D2D	2100	5.25%
EVG	200	2.99%
BMP	3200	2.86%

上漲排名/股碼	漲跌(VND)	漲跌%
ITQ	300	10.00%
VHE	300	9.68%
CMS	800	9.64%
DNP	800	3.45%
LHC	2400	3.40%

上漲排名/股碼	漲跌(VND)	漲跌%
HIO	1242	9.86%
DGT	353	5.35%
CC1	485	3.21%
DDV	181	1.04%
SSH	348	0.52%

下跌排名/股碼	漲跌(VND)	漲跌%
SMC	-670	-6.98%
KPF	-150	-6.22%
PVP	-1050	-6.12%
NAF	-1000	-5.13%
CTD	-2600	-4.22%

下跌排名/股碼	漲跌(VND)	漲跌%
CTP	-4100	-9.60%
GKM	-2100	-6.05%
AAV	-300	-4.35%
MST	-200	-3.77%
SJE	-900	-3.60%

下跌排名/股碼	漲跌(VND)	漲跌%
VNZ	-58810	-13.50%
LTG	-549	-3.56%
DFP	-70	-3.04%
TTN	-360	-2.48%
VLC	-448	-2.29%

*備註：市值>5,000 億盾；成交值>15 億盾

市值排名/股碼	Bil.VND
VCB	502,459,304
BID	274,761,010
FPT	194,239,593
CTG	187,412,712
VHM	187,237,802

市值排名/股碼	Bil.VND
PVS	19,309,838
IDC	19,271,996
MBS	14,934,668
HUT	14,815,699
THD	13,782,999

市值排名/股碼	Bil.VND
ACV	232,850,973
VGI	189,437,678
MCH	147,923,935
BSR	71,891,285
VEA	57,845,322

交易量排名/股碼	成交值	30 日均
VIX	44,223,800	25,954,780
SSB	32,989,844	8,124,283
SHB	31,181,801	19,084,000
TPB	20,931,251	8,671,664
TCB	16,263,300	18,133,173

交易量排名/股碼	成交值	30 日均
SHS	60,646,989,500	9,617,365
VFS	5,949,382,100	592,402
TNG	85,937,424,900	2,413,347
DL1	12,606,009,100	2,153,553
CEO	39,168,332,200	6,458,095

交易量排名/股碼	成交值	30 日均
BSR	83,982,563,100	7,576,621
VNA	456,167,300	263,348
DGT	11,585,545,100	580,848
VGTT	12,012,264,100	1,456,496
BCR	4,238,871,800	1,696,063

資料源: Bloomberg & Yuanta Research

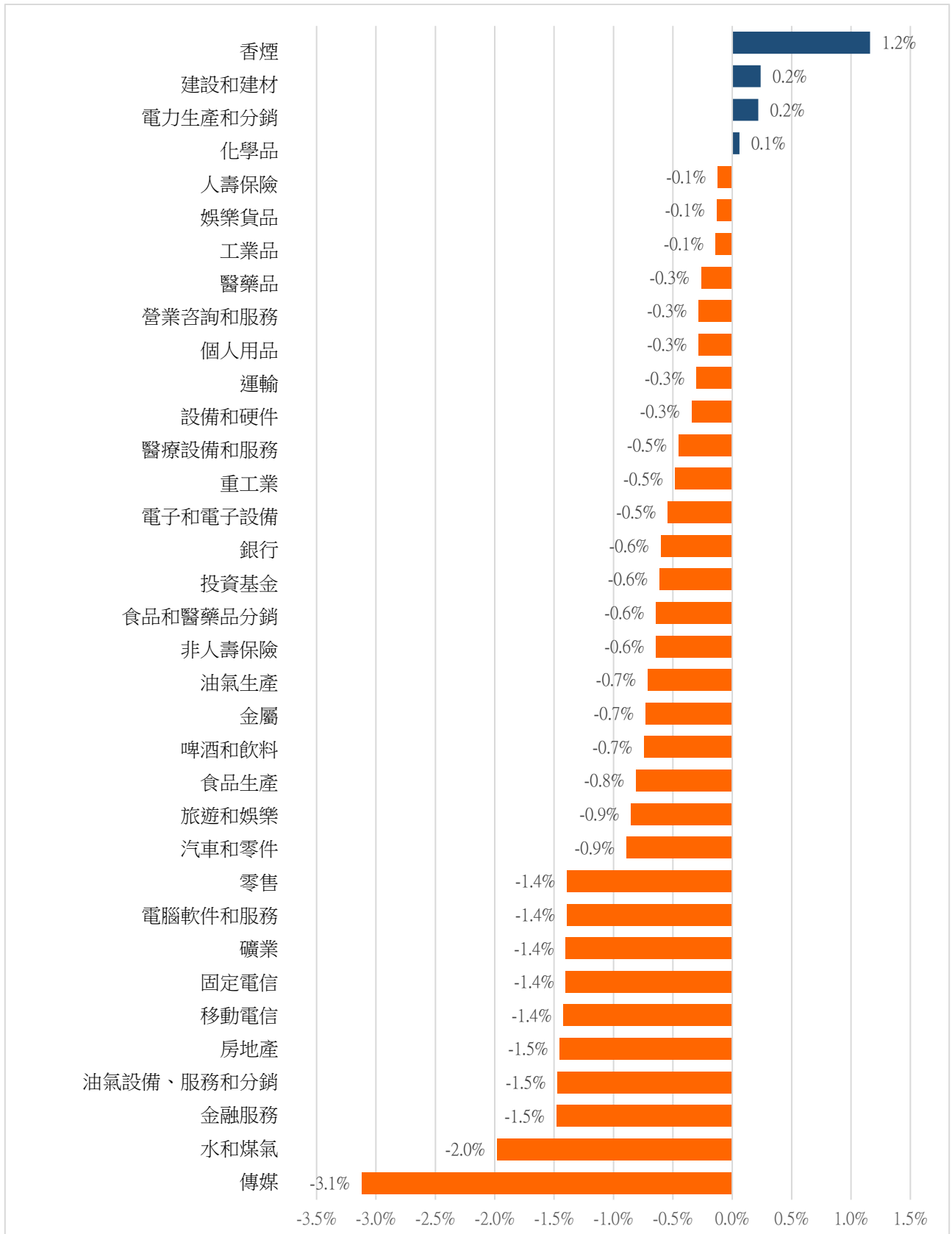
資料源: Bloomberg & Yuanta Research

資料源: Bloomberg & Yuanta Research



We Create Fortune

各行業板塊的交易走勢



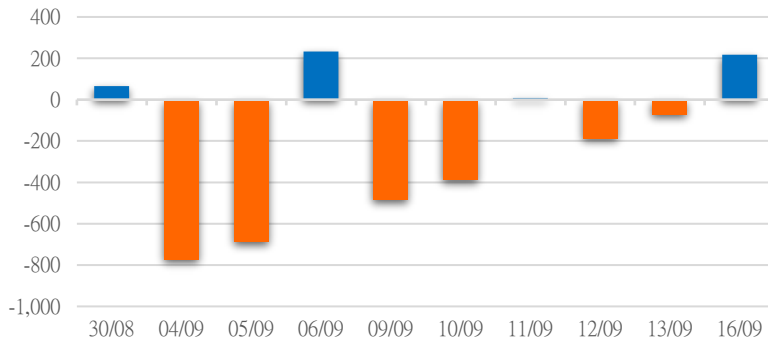
資料源: FinPro - YSVN



We Create Fortune

外資買進賣統計

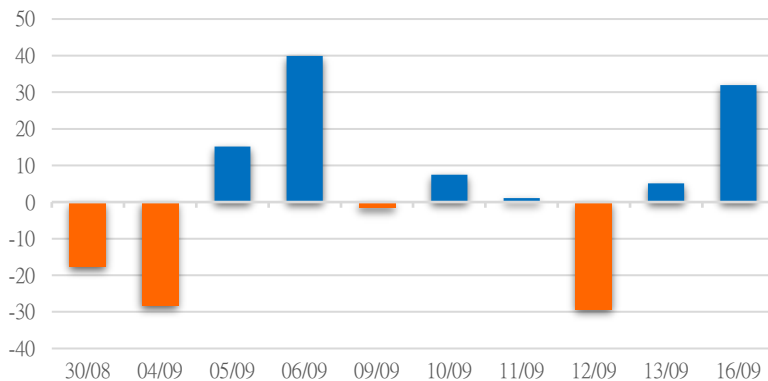
HSX 外資每日買/賣超



證券代碼	買超金額 (Mil.VND)	證券代碼	賣超金額 (Mil.VND)
TCB	69,959	HSG	-43,281
NAB	53,909	MWG	-41,065
FPT	53,102	VCI	-33,653
VNM	49,160	PDR	-23,268
CTG	39,195	HPG	-23,145

HSX 外資買/賣超的前 5 名

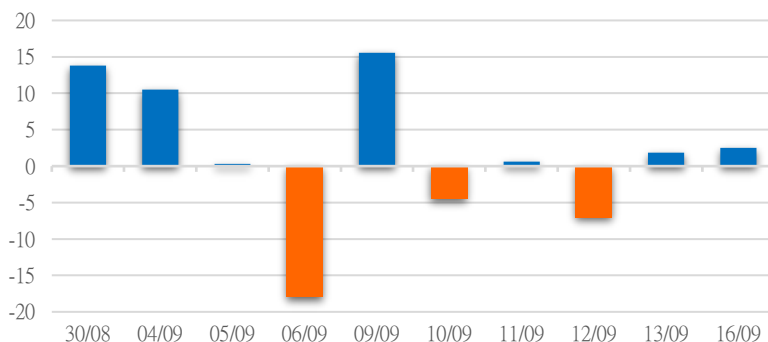
HNX 外資每日買/賣超



證券代碼	買超金額 (Mil.VND)	證券代碼	賣超金額 (Mil.VND)
PVS	30,600	SHS	-5,802
TNG	10,291	IDC	-4,502
TIG	2,354	BVS	-1,980
TVC	1,090	NTP	-542
VFS	668	LAS	-531

HNX 外資買/賣超的前 5 名

UPCOM 外資每日買/賣超



證券代碼	買超金額 (Mil.VND)	證券代碼	賣超金額 (Mil.VND)
ACV	4,850	LTG	-4,926
VEA	4,159	QNS	-3,277
KLB	933	GDA	-554
ABI	301	HIO	-67
VLC	185	IFS	-29

UPCOM 外資買/賣超的前 5 名

源: FiinPro - YSVN

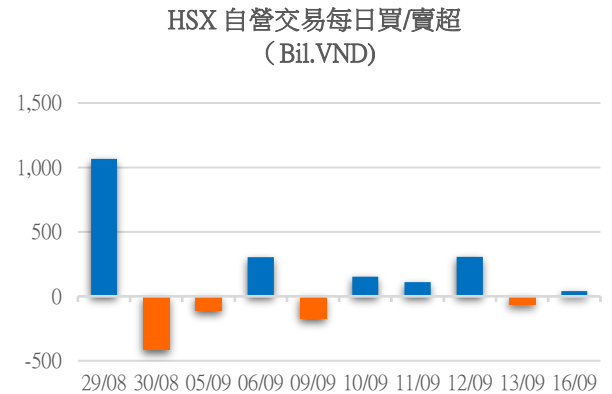


We Create **Fortune**

自營統計

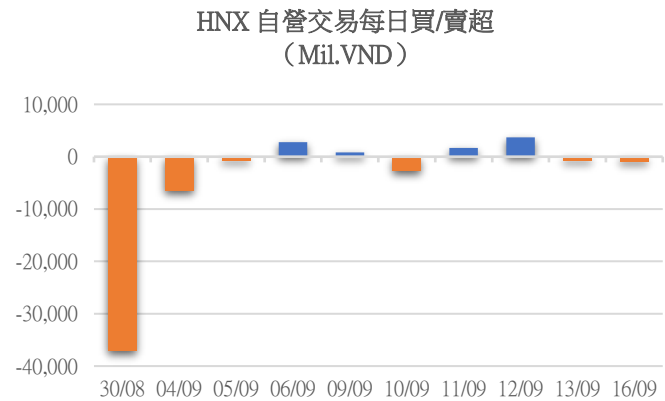
證券代碼	買超金額 (Mil.VND)	證券代碼	賣超金額 (Mil.VND)
VIX	184,432	VCB	44,538
GAS	19,818	HPG	23,461
STB	10,983	PNJ	17,736
TCB	4,812	MSN	15,772
VIB	3,985	SSI	9,746

HSX 自營交易最大前名



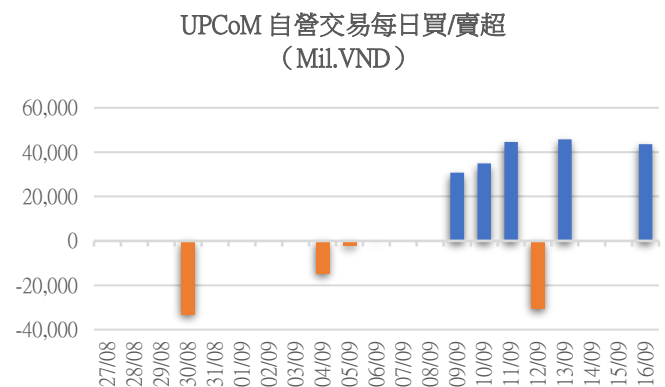
證券代碼	買超金額 (Mil.VND)	證券代碼	賣超金額 (Mil.VND)
DL1	2,990	IDC	3,628
MBS	1,350	VCS	1,614

HNX 自營交易最大前名



證券代碼	買超金額 (Mil.VND)	證券代碼	賣超金額 (Mil.VND)
BSR	39,571.42	MCH	2,081
VNZ	6,035.89	GDA	554
APF	646.25		
VEA	43.50		

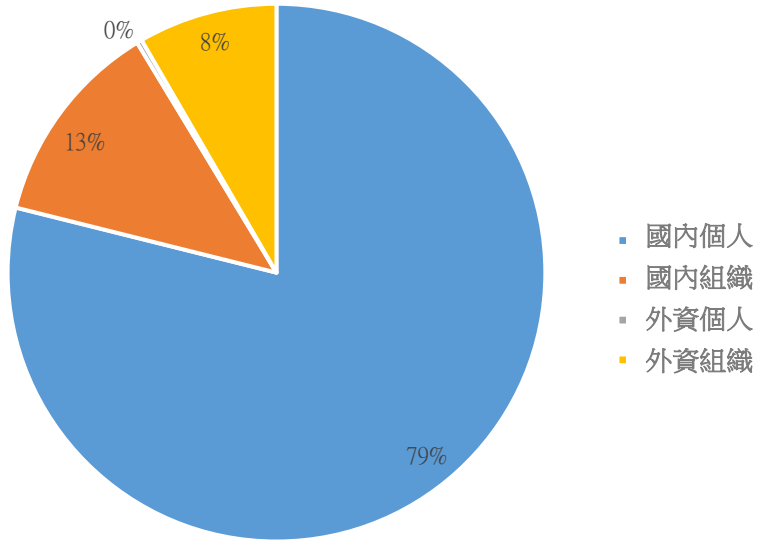
UPCoM 自營交易最大前名





We Create **Fortune**

越南證券市場投資人類別統計

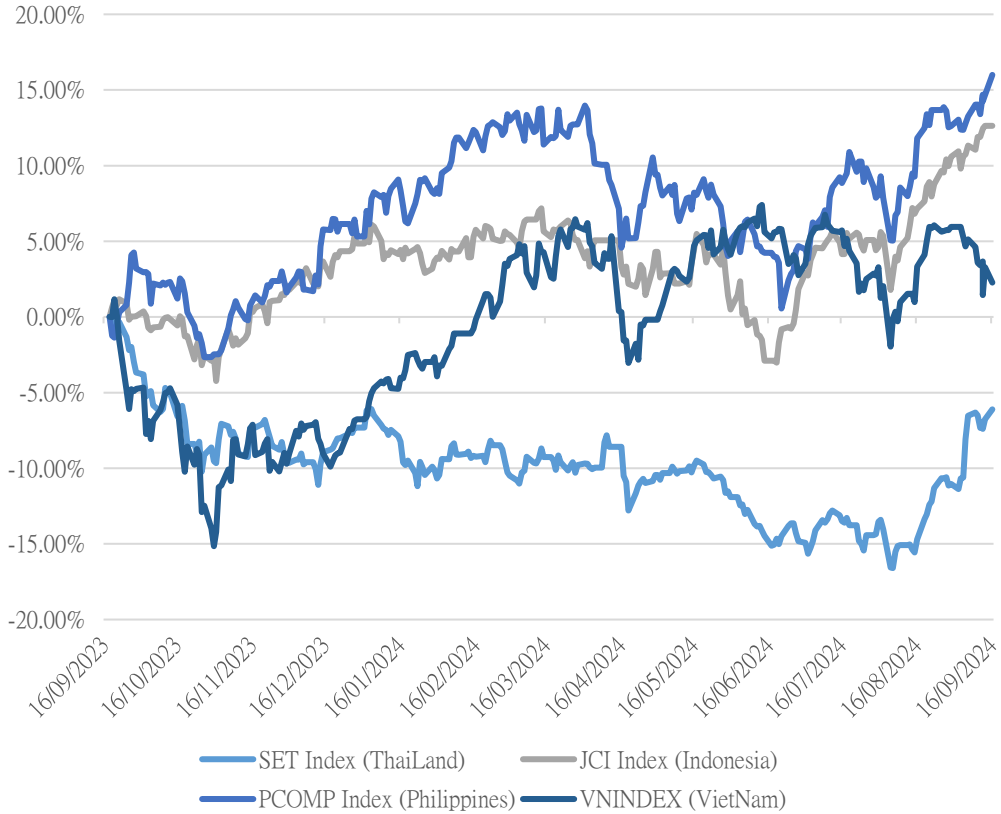


資料源: FiinPro - YSVN



We Create Fortune

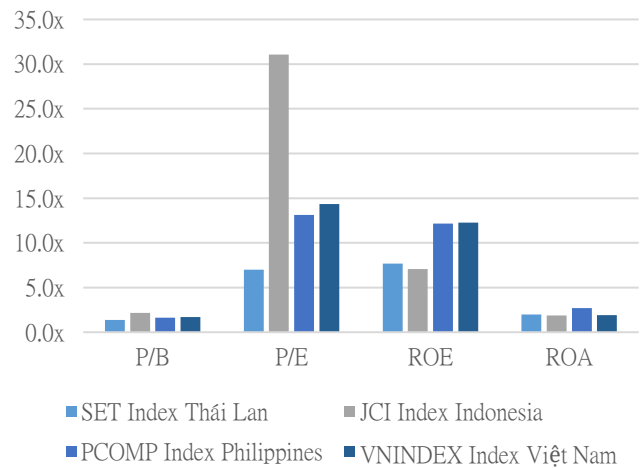
東南亞主要市場走勢比較



東南亞主要市場數據

		Thailand	Indonesia	Philippines	Vietnam
P/B		1.4x	2.2x	1.6x	1.7x
P/E		7.0x	31.1x	13.1x	14.3x
ROE	%	7.68	7.07	12.14	12.26
ROA	%	2.00	1.89	2.68	1.90
Vốn hóa	Tỷ USD	531.00	871.24	172.62	209.48
GTGD	Triệu USD	1.57	0.62	0.05	0.37
LS cổ tức	%	3.32	3.07	2.66	1.82

源: Bloomberg & YSVN





We Create **Fortune**

元大證券（越南）公司

個人客戶分析部

Nguyễn Th ệ Minh
研究分析經理
+84 28 3622 6868 ext 3826
minh.nguyen@yuanta.com.vn

Lý Thị Hi ệ n
研究分析主管
+84 28 3622 6868 ext 3908
hien.ly@yuanta.com.vn

Quách Đức Khánh
研究分析副主管
+84 28 3622 6868 ext 3833
khanh.quach@yuanta.com.vn

Khổng Hữu Hiệp
高級分析專員
+84 28 3622 6868 ext 3912
hiep.khong@yuanta.com.vn

Nguyễn Trịnh Ngọc Hồng
高級分析專員
+84 28 3622 6868 ext 3832
hong.nguyen@yuanta.com.vn

Phạm Tấn Phát
高級分析專員
+84 28 3622 6868 ext 3880
phat.pham@yuanta.com.vn

個人客戶業務部

Phạm Đắc Thành
北部營業中心經理
+84 28 3622 6868 ext 3416
thanh.pham@yuanta.com.vn

Võ Thị Thu Thủy
平陽分行經理
+84 28 3622 6868 ext 3505
thuy.vo@yuanta.com.vn

Lương Kỳ Ty
堤岸分行經理
+84 28 3622 6868 ext 3653
ty.luong@yuanta.com.vn

Bùi Quốc Phong
同奈分行經理
+84 28 3622 6868 ext 3701
phong.bui@yuanta.com.vn

Võ Đình Tuấn
峴港分行經理
+84 28 3622 6868 ext 3301
tuan.vo@yuanta.com.vn

Nguyễn Việt Quang
河內分行經理
+84 28 3622 6868 ext 3404
quang.nguyen@yuanta.com.vn

Đinh Thị Thu Cúc
頭頓分行經理
+84 28 3622 6868 ext 3203
cuc.dinh@yuanta.com.vn



We Create **Fortune**

Appendix A: Important Disclosures

Analyst Certification

Each research analyst primarily responsible for the content of this research report, in whole or in part, certifies that with respect to each security or issuer that the analyst covered in this report: (1) all of the views expressed accurately reflect his or her personal views about those securities or issuers; and (2) no part of his or her compensation was, is, or will be, directly or indirectly, related to the specific recommendations or views expressed by that research analyst in the research report.

Ratings Definitions

BUY: We have a positive outlook on the stock based on our expected absolute or relative return over the investment period. Our thesis is based on our analysis of the company's outlook, financial performance, catalysts, valuation and risk profile. We recommend investors add to their position.

HOLD-Outperform: In our view, the stock's fundamentals are relatively more attractive than peers at the current price. Our thesis is based on our analysis of the company's outlook, financial performance, catalysts, valuation and risk profile.

HOLD-Underperform: In our view, the stock's fundamentals are relatively less attractive than peers at the current price. Our thesis is based on our analysis of the company's outlook, financial performance, catalysts, valuation and risk profile.

SELL: We have a negative outlook on the stock based on our expected absolute or relative return over the investment period. Our thesis is based on our analysis of the company's outlook, financial performance, catalysts, valuation and risk profile. We recommend investors reduce their position.

Under Review: We actively follow the company, although our estimates, rating and target price are under review.

Restricted: The rating and target price have been suspended temporarily to comply with applicable regulations and/or Yuanta policies.

Note: Yuanta research coverage with a Target Price is based on an investment period of 12 months. Greater China Discovery Series coverage does not have a formal 12 month Target Price and the recommendation is based on an investment period specified by the analyst in the report.

Global Disclaimer

© 2018 Yuanta. All rights reserved. The information in this report has been compiled from sources we believe to be reliable, but we do not hold ourselves responsible for its completeness or accuracy. It is not an offer to sell or solicitation of an offer to buy any securities. All opinions and estimates included in this report constitute our judgment as of this date and are subject to change without notice.

This report provides general information only. Neither the information nor any opinion expressed herein constitutes an offer or invitation to make an offer to buy or sell securities or other investments. This material is prepared for general circulation to clients and is not intended to provide tailored investment advice and does not take into account the individual financial situation and objectives of any specific person who may receive this report. Investors should seek financial advice regarding the appropriateness of investing in any securities, investments or investment strategies discussed or recommended in this report. The information contained in this report has been compiled from sources believed to be reliable but no representation or warranty, express or implied, is made as to its accuracy, completeness or correctness. This report is not (and should not be construed as) a solicitation to act as securities broker or dealer in any jurisdiction by any person or company that is not legally permitted to carry on such business in that jurisdiction.

Yuanta research is distributed in the United States only to Major U.S. Institutional Investors (as defined in Rule 15a-6 under the Securities Exchange Act of 1934, as amended and SEC staff interpretations thereof). All transactions by a US person in the securities mentioned in this report must be effected through a registered broker-dealer under Section 15 of the Securities Exchange Act of 1934, as amended. Yuanta research is distributed in Taiwan by Yuanta Securities Investment Consulting. Yuanta research is distributed in Hong Kong by Yuanta Securities (Hong Kong) Co. Limited, which is licensed in Hong Kong by the Securities and Futures Commission for regulated activities, including Type 4 regulated activity (advising on securities). In Hong Kong, this research report may not be redistributed, retransmitted or disclosed, in whole or in part or and any form or manner, without the express written