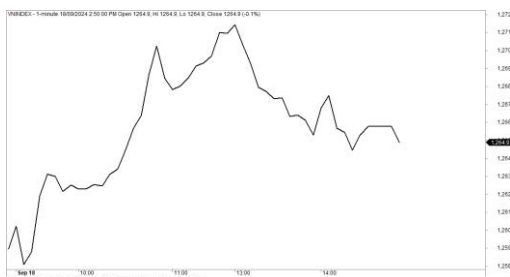


市場走勢

市場指數	VNI	HNI	UPCOM
收盤	1,264.90	232.95	93.47
%日	0.47%	0.28%	0.37%
%週	0.30%	0.26%	0.82%
%月	0.54%	-1.21%	-0.34%
%年	2.57%	-8.09%	-0.68%
成交值(Bil.VND)			
當日	18,521	1,128	714
日均量/週	12,283	890	481
日均量/月	15,169	1,069	604
外資進出			
買進	1,923.89	168.29	22.72
賣出	1,611.85	161.51	40.36
買賣超	312.05	6.77	-17.64
市場漲跌家數			
上漲	190	78	203
下跌	114	75	116
持平	111	161	584
市場指標			
P/E	13.63	16.14	27.09
總市值 (兆盾)	5,163	327	1,420
股息殖利 ²	2.06%	2.98%	4.37%

資料源: Bloomberg - YSVN

VNINDEX



HNIINDEX



市場走勢

由於國內和世界市場有關預融資和當日晚美聯儲會議的積極支持信息，大型股繼續維持強勁的上漲勢頭。VN-Index 在連續第二個交易日上漲，漲幅為 0.47%，止於 1264.9 點，而 HNX-Index 上漲 0.28%，Upcom-Index 上漲 0.37%。3 大市場的交易額均增加至 20 兆 3,630 億越南盾。

證券股轉為領先焦點，其中 HCM (3.97%)、SSI (2.14%) 上漲和在市場上最高的成交量。漲幅繼續佔主導地位，顯示市場情緒積極，CTG (2.15%)、TCB (1.1%)、STB (1.34%)、FPT (1.28%)、MWG (2.1%) 等是對指數貢獻的股票。相反，在下跌方面，Vingroup 股再次調整，如 VRE (-1.29%)、VIC (-0.58%)、VHM (-0.23%)。

中小型股也同步上漲，如 CTR 和 IMP 漲停，而 VTP (6.33%)、HVN (4.78%) 和 VSC (2.08%) 也同步大幅上漲。

外資在連續第三個交易日買超 3,010 億越南盾，其中 SSI (1370 億)、FUESSVFL (1150 億)、FPT (1050 億) 在買超方面的榜首。相反，HPG (870 億)、KDH (660 億)、VPB (620 億) 在拋售最多的股票。

市場短期觀點

我們認為市場在下一交易日可能會測試在 VN-Index 的 1,270 - 1,275 點阻力位。同時，市場仍處於短期調整階段，諸多事件在未來的兩個交易日可能會影響市場走勢如美聯準會降息、期貨到期日、日本央行決定新利率、ETF 基金重組投資組合等。若 VN-Index 在下一交易日無法突破 1,270 - 1,275 點的阻力位，則可能會繼續橫盤整理。此外，短期情緒指標大幅上漲，顯示投資者的悲觀情緒更加走弱。

大盤的短期走勢仍維持下跌。因此，我們建議投資者可以在當前水平持有股票比例，並可以考慮低比例買進新股。

請在 <https://ysraar.yuanta.com.vn/> 查看有關股票的信號。



We Create **Fortune**

技術分析圖



指數技術分析圖 VN-Index



指數技術分析圖 HNX-Index

指數	短期趨勢	中期趨勢	阻力區 1	阻力區 2	支撐區 1	支撐區 2
VN-Index	下跌	中性	1300	1330	870	800
HNX-Index	下跌	中性	260	306	189	160
VN30	下跌	中性	1336	1350	980	960
VNMidcaps	下跌	中性	1280	1250	963	900
VNSmallcaps	下跌	中性	1250	1250	804	750



We Create Fortune

胡志明市交易所 (HSX)

	收盤	漲跌%
VNI	1264.9	0.47%
VN30	1310.94	0.56%
VN Mid	1886.64	0.32%
VN Small	1408.66	0.44%

河內交易所 (HSX)

	收盤	漲跌%
HNI	232.95	0.28%
HN30	506.51	0.41%
VNX AllSh	1306.05	0.49%

UPCOM 市場 (UPCoM)

	收盤	漲跌%
UPCoM	93.47	0.37%

外資交易	成交值 (Bil.VND)
買進	1923.89
賣出	1611.85
買超/賣超	312.05

外資交易	成交值 (Bil.VND)
買進	168.29
賣出	161.51
買超/賣超	6.77

外資交易	成交值 (Bil.VND)
買進	22.72
賣出	40.36
買超/賣超	-17.64

上漲排名/ 股碼	漲跌(VND)	漲跌%
CTR	8700	6.98%
FIT	290	6.95%
IMP	3450	6.93%
ST8	540	6.93%
TSC	190	6.83%

上漲排名/ 股碼	漲跌(VND)	漲跌%
HMR	1000	9.71%
SRA	300	8.11%
SPI	300	7.69%
DL1	500	6.85%
CTP	2200	6.32%

上漲排名/ 股碼	漲跌(VND)	漲跌%
DFP	288	12.00%
HHG	166	11.07%
PIV	337	10.87%
GPC	467	9.34%
KVC	134	8.93%

下跌排名/ 股碼	漲跌(VND)	漲跌%
DLG	-120	-6.74%
ITA	-160	-5.30%
TCD	-160	-2.83%
VCG	-450	-2.39%
HTN	-200	-2.17%

下跌排名/ 股碼	漲跌(VND)	漲跌%
GKM	-3300	-10.00%
VHE	-300	-8.11%
API	-300	-3.45%
IDJ	-200	-3.03%
ITQ	-100	-3.03%

下跌排名/ 股碼	漲跌(VND)	漲跌%
HIO	-1112	-8.49%
SAC	-401	-1.41%
DGT	-46	-0.67%
AAH	-1	-0.03%
GDA	1	0.00%

*備註：市值>5,000 億盾；成交值>15 億盾

市值排名/ 股碼	Bil.VND
BID	505,812,759
FPT	277,611,228
VHM	194,093,548
VHM	191,592,169
CTG	187,681,212

市值排名/ 股碼	Bil.VND
IDC	19,205,996
PVS	19,118,652
MBS	15,044,080
HUT	14,815,699
THD	13,782,999

市值排名/ 股碼	Bil.VND
ACV	231,091,997
VGI	187,081,768
MCH	150,055,820
BSR	72,582,696
VEA	57,572,918

交易量排名/ 股碼	成交值	30 日均
SSB	99,562,838	12,249,430
SHB	44,697,800	20,482,799
TCB	38,316,601	17,664,220
HCM	29,706,000	11,374,895
SSI	28,651,138	14,114,326

交易量排名/ 股碼	成交值	30 日均
SHS	175,491,674,500	8,983,519
MBS	163,308,713,600	2,627,030
DL1	28,698,360,500	2,147,253
VFS	21,827,650,300	760,366
CEO	51,392,838,100	6,241,086

交易量排 名/股碼	成交值	30 日均
HNG	73,622,690,000	0
BCR	30,726,544,300	1,520,020
DFP	12,258,965,600	732,573
BSR	89,132,904,500	6,729,240
HBC	19,985,440,000	0

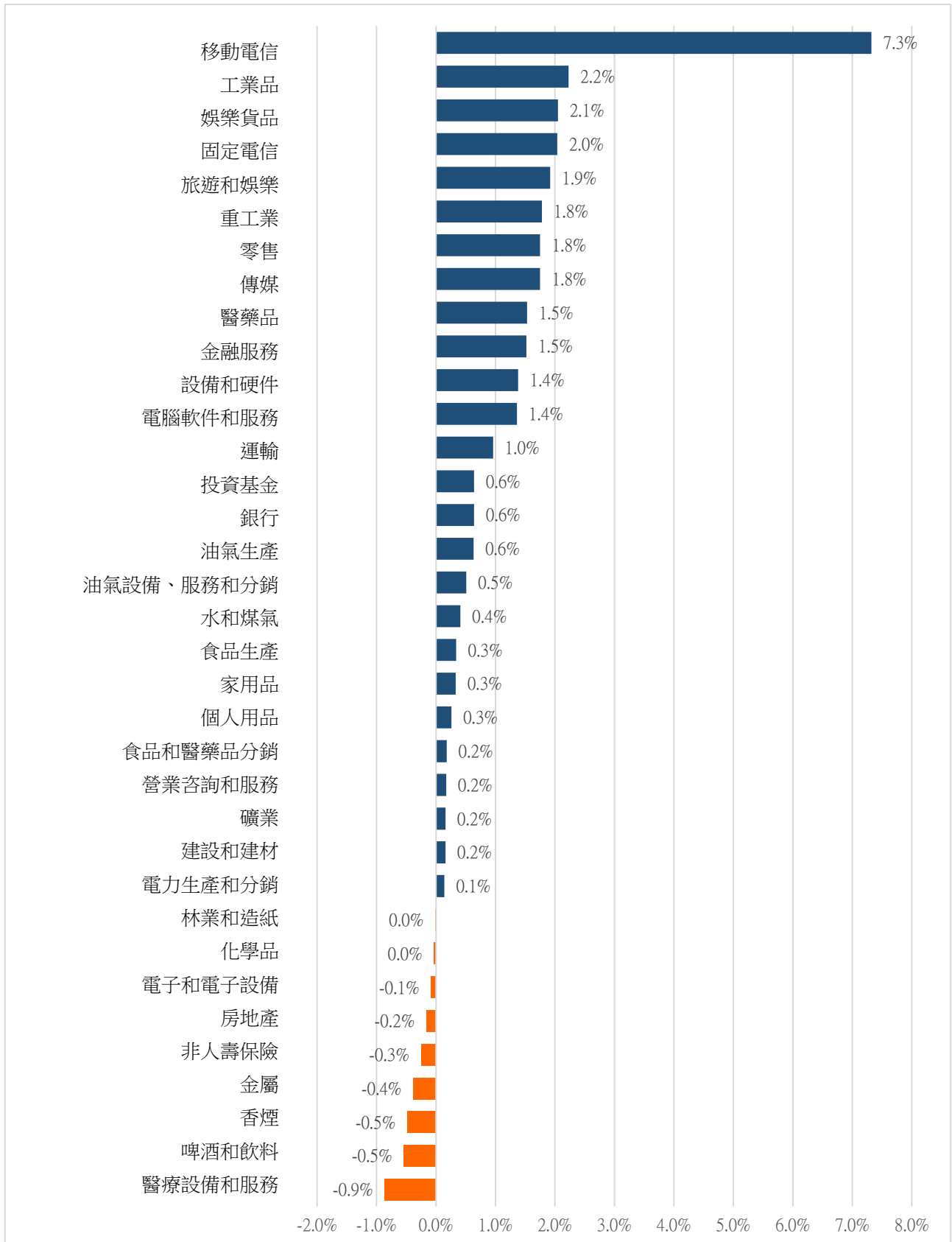
資料源: Bloomberg & Yuanta Research

資料源: Bloomberg & Yuanta Research

資料源: Bloomberg & Yuanta Research

We Create Fortune

各行業板塊的交易走勢



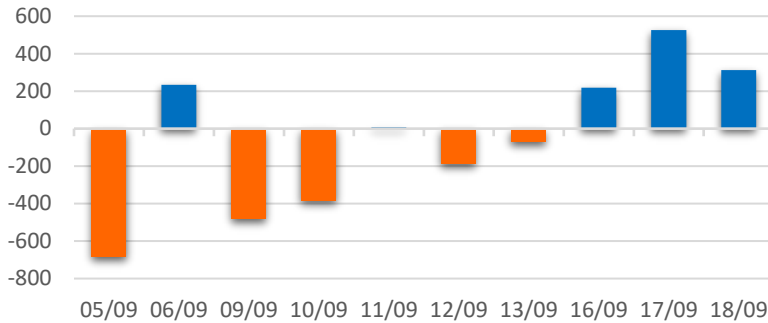
資料源: FiinPro - YSVN



We Create Fortune

外資買進賣統計

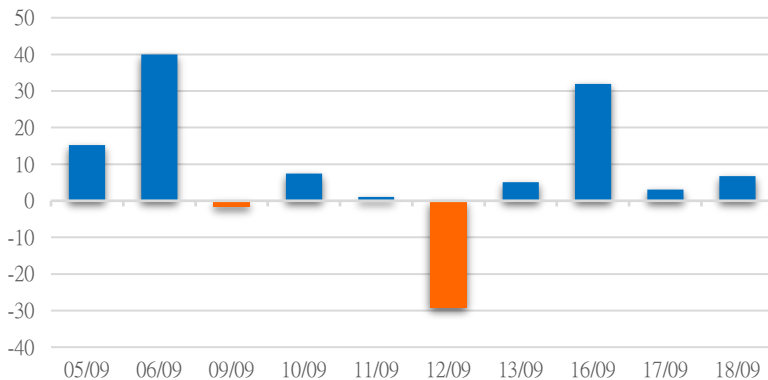
HSX 外資每日買/賣超



證券代碼	買超金額 (Mil.VND)	證券代碼	賣超金額 (Mil.VND)
SSI	137,403	HPG	-87,283
FUESSVFL	115,485	KDH	-66,291
FPT	104,350	VPB	-61,870
TCB	55,174	CTG	-57,406
TPB	52,431	VCG	-46,708

HSX 外資買/賣超的前 5 名

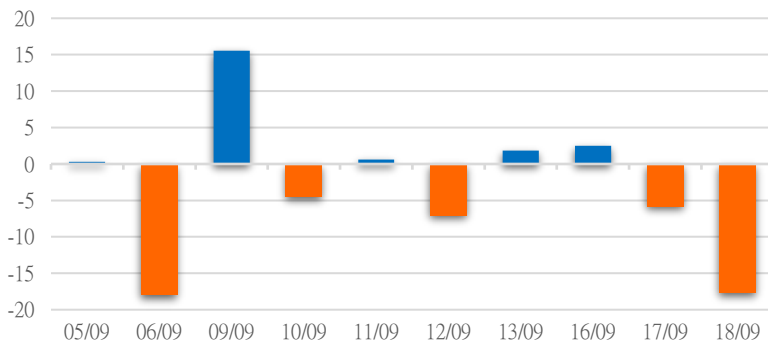
HNX 外資每日買/賣超



證券代碼	買超金額 (Mil.VND)	證券代碼	賣超金額 (Mil.VND)
IDC	13,632	NTP	-10,990
PVI	5,531	CEO	-4,336
PVS	3,539	BVS	-3,743
MBS	2,848	SHS	-3,452
VTZ	1,721	TNG	-1,714

HNX 外資買/賣超的前 5 名

UPCOM 外資每日買/賣超



證券代碼	買超金額 (Mil.VND)	證券代碼	賣超金額 (Mil.VND)
	7,138	BSR	-11,780
HNG	4,530	ACV	-8,341
VEA	241	GDA	-3,413
KLB	129	LTG	-2,810
CSI	96	QNS	-1,703

UPCOM 外資買/賣超的前 5 名

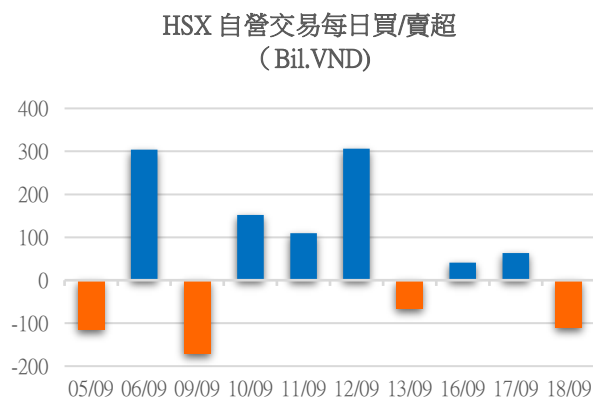
源: FiinPro - YSVN

We Create Fortune

自營統計

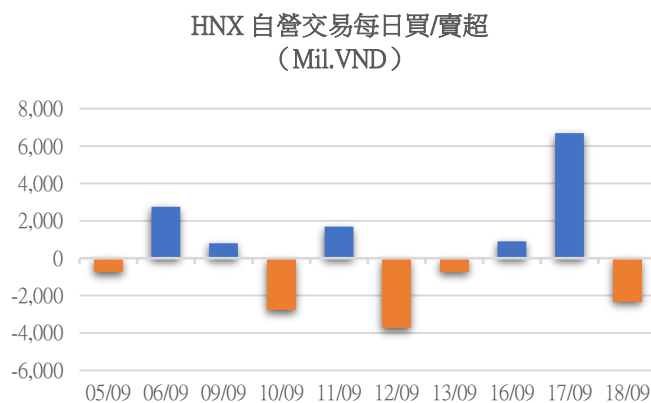
證券代碼	買超金額 (Mil.VND)	證券代碼	賣超金額 (Mil.VND)
MSN	16,886	FUESSVFL	114,063
VPB	15,067	KDH	25,704
VNM	13,964	FPT	21,220
VIB	11,891	PNJ	15,649
VCB	11,726	CTR	8,727

HSX 自營交易最大前名



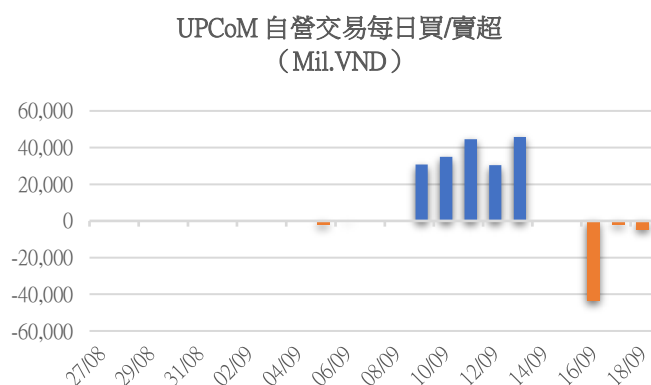
證券代碼	買超金額 (Mil.VND)	證券代碼	賣超金額 (Mil.VND)
PVS	2,101	VCS	3,408
IDC	294	MBS	1,300

HNX 自營交易最大前名



證券代碼	買超金額 (Mil.VND)	證券代碼	賣超金額 (Mil.VND)
BSR	39,571.42	MCH	2,081
VNZ	6,035.89	GDA	554
APF	646.25		
VEA	43.50		

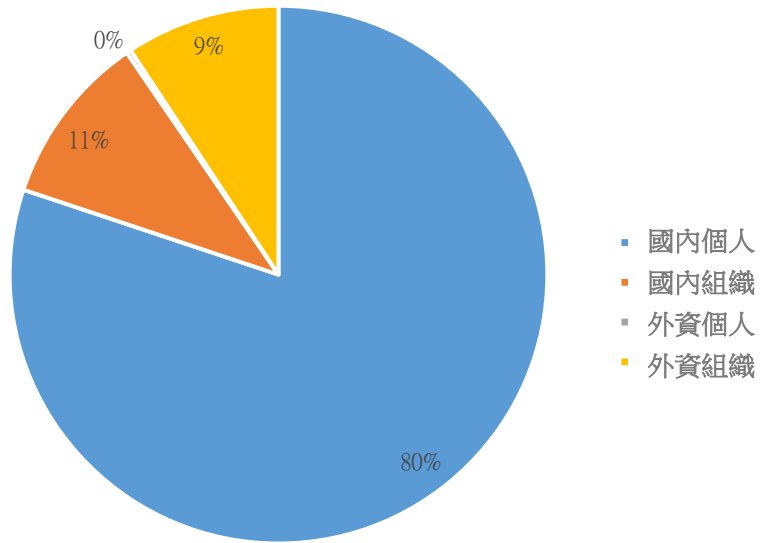
UPCoM 自營交易最大前名





We Create **Fortune**

越南證券市場投資人類別統計



資料源: FiinPro - YSVN



We Create Fortune

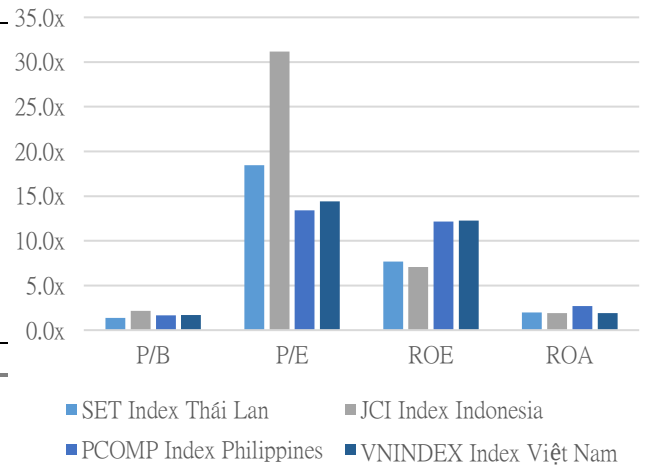
東南亞主要市場走勢比較



東南亞主要市場數據

		Thailand	Indonesia	Philippines	Vietnam
P/B		1.4x	2.2x	1.6x	1.7x
P/E		18.4x	31.2x	13.4x	14.4x
ROE	%	7.69	7.07	12.14	12.26
ROA	%	2.00	1.89	2.68	1.90
Vốn hóa	Tỷ USD	534.07	872.49	176.84	209.67
GTGD	Triệu USD	1.59	0.71	0.08	0.43
LS cổ tức	%	3.31	3.06	2.66	1.78

源: Bloomberg & YSVN





We Create **Fortune**

元大證券（越南）公司

個人客戶分析部

Nguyễn Th ệ Minh
研究分析經理
+84 28 3622 6868 ext 3826
minh.nguyen@yuanta.com.vn

Lý Thị Hi ệ n
研究分析主管
+84 28 3622 6868 ext 3908
hien.ly@yuanta.com.vn

Quách Đức Khánh
研究分析副主管
+84 28 3622 6868 ext 3833
khanh.quach@yuanta.com.vn

Khổng Hữu Hiệp
高級分析專員
+84 28 3622 6868 ext 3912
hiiep.khong@yuanta.com.vn

Nguyễn Trịnh Ngọc Hồng
高級分析專員
+84 28 3622 6868 ext 3832
hong.nguyen@yuanta.com.vn

Phạm Tấn Phát
高級分析專員
+84 28 3622 6868 ext 3880
phat.pham@yuanta.com.vn

個人客戶業務部

Phạm Đắc Thành
北部營業中心經理
+84 28 3622 6868 ext 3416
thanh.pham@yuanta.com.vn

Võ Thị Thu Thủy
平陽分行經理
+84 28 3622 6868 ext 3505
thuy.vo@yuanta.com.vn

Lương Kỳ Ty
堤岸分行經理
+84 28 3622 6868 ext 3653
ty.luong@yuanta.com.vn

Bùi Quốc Phong
同奈分行經理
+84 28 3622 6868 ext 3701
phong.bui@yuanta.com.vn

Võ Đình Tuấn
峴港分行經理
+84 28 3622 6868 ext 3301
tuan.vo@yuanta.com.vn

Nguyễn Việt Quang
河內分行經理
+84 28 3622 6868 ext 3404
quang.nguyen@yuanta.com.vn

Đinh Thị Thu Cúc
頭頓分行經理
+84 28 3622 6868 ext 3203
cuc.dinh@yuanta.com.vn



We Create **Fortune**

Appendix A: Important Disclosures

Analyst Certification

Each research analyst primarily responsible for the content of this research report, in whole or in part, certifies that with respect to each security or issuer that the analyst covered in this report: (1) all of the views expressed accurately reflect his or her personal views about those securities or issuers; and (2) no part of his or her compensation was, is, or will be, directly or indirectly, related to the specific recommendations or views expressed by that research analyst in the research report.

Ratings Definitions

BUY: We have a positive outlook on the stock based on our expected absolute or relative return over the investment period. Our thesis is based on our analysis of the company's outlook, financial performance, catalysts, valuation and risk profile. We recommend investors add to their position.

HOLD-Outperform: In our view, the stock's fundamentals are relatively more attractive than peers at the current price. Our thesis is based on our analysis of the company's outlook, financial performance, catalysts, valuation and risk profile.

HOLD-Underperform: In our view, the stock's fundamentals are relatively less attractive than peers at the current price. Our thesis is based on our analysis of the company's outlook, financial performance, catalysts, valuation and risk profile.

SELL: We have a negative outlook on the stock based on our expected absolute or relative return over the investment period. Our thesis is based on our analysis of the company's outlook, financial performance, catalysts, valuation and risk profile. We recommend investors reduce their position.

Under Review: We actively follow the company, although our estimates, rating and target price are under review.

Restricted: The rating and target price have been suspended temporarily to comply with applicable regulations and/or Yuanta policies.

Note: Yuanta research coverage with a Target Price is based on an investment period of 12 months. Greater China Discovery Series coverage does not have a formal 12 month Target Price and the recommendation is based on an investment period specified by the analyst in the report.

Global Disclaimer

© 2018 Yuanta. All rights reserved. The information in this report has been compiled from sources we believe to be reliable, but we do not hold ourselves responsible for its completeness or accuracy. It is not an offer to sell or solicitation of an offer to buy any securities. All opinions and estimates included in this report constitute our judgment as of this date and are subject to change without notice.

This report provides general information only. Neither the information nor any opinion expressed herein constitutes an offer or invitation to make an offer to buy or sell securities or other investments. This material is prepared for general circulation to clients and is not intended to provide tailored investment advice and does not take into account the individual financial situation and objectives of any specific person who may receive this report. Investors should seek financial advice regarding the appropriateness of investing in any securities, investments or investment strategies discussed or recommended in this report. The information contained in this report has been compiled from sources believed to be reliable but no representation or warranty, express or implied, is made as to its accuracy, completeness or correctness. This report is not (and should not be construed as) a solicitation to act as securities broker or dealer in any jurisdiction by any person or company that is not legally permitted to carry on such business in that jurisdiction.

Yuanta research is distributed in the United States only to Major U.S. Institutional Investors (as defined in Rule 15a-6 under the Securities Exchange Act of 1934, as amended and SEC staff interpretations thereof). All transactions by a US person in the securities mentioned in this report must be effected through a registered broker-dealer under Section 15 of the Securities Exchange Act of 1934, as amended. Yuanta research is distributed in Taiwan by Yuanta Securities Investment Consulting. Yuanta research is distributed in Hong Kong by Yuanta Securities (Hong Kong) Co. Limited, which is licensed in Hong Kong by the Securities and Futures Commission for regulated activities, including Type 4 regulated activity (advising on securities). In Hong Kong, this research report may not be redistributed, retransmitted or disclosed, in whole or in part or and any form or manner, without the express written