

當日市場：流動性在調整交易日下降

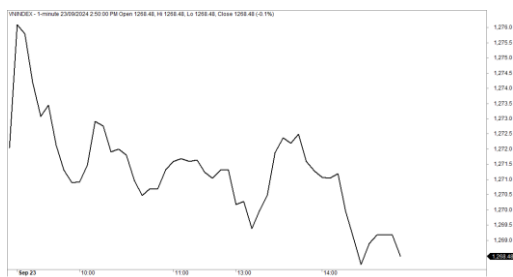
2024/09/24

市場走勢

市場指數	VNI	HNI	UPCOM
收盤	1,268.48	233.38	93.65
%日	-0.28%	-0.39%	0.02%
%週	2.36%	1.10%	1.17%
%月	-1.31%	-2.79%	-0.80%
%年	6.32%	-4.02%	3.18%
成交值(Bil.VND)			
當日	12,885	853	605
日均量/週	16,192	1,092	652
日均量/月	14,845	1,012	568
外資進出			
買進	1,450.05	41.64	13.23
賣出	1,234.50	11.33	77.01
買賣超	215.55	30.31	-63.79
市場漲跌家數			
上漲	122	67	134
下跌	198	89	191
持平	95	158	578
市場指標			
P/E	13.73	16.19	28.00
總市值 (兆盾)	5,205	328	1,458
股息殖利 ²	2.07%	2.95%	4.28%

資料源: Bloomberg - YSVN

VNINDEX



HNIINDEX



市場走勢

重要行業在尾早盤的交易日收反轉下跌，則缺乏股票領先，導致指數反轉下跌。VN-Index 收盤下跌 0.28%，止於 1268.48 點，HNX-Index 下跌 0.39%，Upcom-Index 相反上漲 0.02%。3 大市場的交易額均下降至 14 兆 3,430 億越南盾。

儘管銀行股在早盤的交易日上漲，但獲利壓力導致許多股票下跌或收窄上漲動能，如 MBB (0.2%)、VPB (0.26%)、TPB (1.11%)，而 ACB 回歸參考，TCB、HDB、CTG、BID 小幅下跌。相反，BVH (1.62%)、SSI (1.33%) 是逆市而行。

由於 NTL (3.33%)、LSS (4.1%)、NO1 (6.4%) 的積極走勢，中小型股的拋售壓力走弱，而 ITA 和 SMC 在負面訊息後跌停。

外資出現買賣交替，則轉為買超為 1,810 億越南盾，其中 MWG (690 億)、FUEVFVND (690 億) 和 HCM (670 億) 在買超方面的榜首。相反，VRE (480 億)、MCH (410 億)、VND (300 億) 在拋售最多的股票。

市場短期觀點

我們認為市場可能會快速回歸上漲勢頭，大型股和 VN-Index 的主要領先地位可能在 1,270 - 1,275 點波動。同時，大盤市場仍處於短期調整階段，並現金流量在各類股票之間可能會出現分化。此外，短期情緒指標在 2024 年 9 月 23 日的交易日變化不大，顯示投資者對當前市場走勢仍處於謹慎態度。

大盤的短期走勢仍維持中性。因此，我們建議投資者可以持有平衡股票比例，並利用調整期較低比例買進新股。

請在 <https://ysraar.yuanta.com.vn/> 查看有關股票的信號。

We Create Fortune

技術分析圖



指數技術分析圖 VN-Index



指數技術分析圖 HNX-Index

指數	短期趨勢	中期趨勢	阻力區 1	阻力區 2	支撐區 1	支撐區 2
VN-Index	中性	上漲	1300	1330	870	800
HNX-Index	中性	上漲	260	306	189	160
VN30	中性	上漲	1336	1350	980	960
VNMidcaps	中性	上漲	1280	1250	963	900
VNSmallcaps	中性	上漲	1250	1250	804	750

胡志明市交易所 (HSX)

河內交易所 (HSX)

UPCOM 市場 (UPCoM)



We Create **Fortune**

	收盤	漲跌%
VNI	1268.48	-0.28%
VN30	1321.12	-0.37%
VN Mid	1894.6	-0.30%
VN Small	1412.63	-0.21%

	收盤	漲跌%
HNI	233.38	-0.39%
HN30	509.76	-0.59%
VNX AllSh	1314.28	-0.34%

	收盤	漲跌%
UPCoM	93.65	0.02%

外資交易	成交值 (BiL.VND)
買進	1450.05
賣出	1234.50
買超/賣超	215.55

外資交易	成交值 (BiL.VND)
買進	41.64
賣出	11.33
買超/賣超	30.31

外資交易	成交值 (BiL.VND)
買進	13.23
賣出	77.01
買超/賣超	-63.79

上漲排名/ 股碼	漲跌(VND)	漲跌%
STK	1800	6.92%
NAF	1300	6.77%
NO1	490	6.40%
VPG	700	5.34%
BMP	5300	4.32%

上漲排名/ 股碼	漲跌(VND)	漲跌%
CMS	1000	10.00%
HMR	1300	9.85%
ITQ	300	9.68%
TXM	400	8.16%
NRC	100	3.70%

上漲排名/ 股碼	漲跌(VND)	漲跌%
HRT	1514	13.05%
VNA	1203	5.65%
SEA	1492	3.63%
AMS	254	2.59%
QNS	981	2.06%

下跌排名/ 股碼	漲跌(VND)	漲跌%
SMC	-570	-6.93%
ITA	-190	-6.86%
KOS	-1750	-4.42%
SSB	-600	-3.63%
TMS	-1683	-3.61%

下跌排名/ 股碼	漲跌(VND)	漲跌%
VTZ	-600	-3.80%
SJE	-700	-2.97%
L14	-700	-2.36%
DTD	-600	-2.35%
NTP	-1100	-1.66%

下跌排名/ 股碼	漲跌(VND)	漲跌%
VHG	-98	-6.12%
DFP	-99	-4.12%
HNG	-169	-3.67%
HIO	-351	-3.00%
VGT	-386	-2.66%

*GTVH > 500 tỷ đồng, GTDG > 1.5 tỷ đồng

市值排名/ 股碼	BiL.VND
VCB	506,371,668
BID	279,606,381
FPT	197,598,623
CTG	193,319,703
VHM	190,503,578

市值排名/ 股碼	BiL.VND
PVS	19,883,398
IDC	19,304,996
MBS	15,536,432
HUT	14,994,201
THD	13,821,499

市值排名/ 股碼	BiL.VND
ACV	234,916,898
VGI	205,286,803
MCH	151,072,487
BSR	73,829,097
VEA	58,821,990

交易量排名/ 股碼	成交值	30 日均
VPB	33,699,100	21,366,002
MSB	31,107,900	9,974,617
MBB	23,428,701	18,875,238
SSI	19,533,700	15,628,916
HPG	18,756,600	20,473,309

交易量排名/ 股碼	成交值	30 日均
MBS	181,219,584,200	2,777,938
SHS	85,568,409,900	8,872,235
CEO	44,892,157,900	5,634,886
DL1	16,399,694,200	2,040,205
IDC	27,855,409,700	921,680

交易量排 名/股碼	成交值	30 日均
HNG	10,305,647,000	9,077,525
PXL	393,619,400	55,719
BSR	80,549,784,200	6,236,713
QNS	51,236,665,100	217,957
DFP	2,399,269,800	878,343

資料源: Bloomberg & Yuanta Research

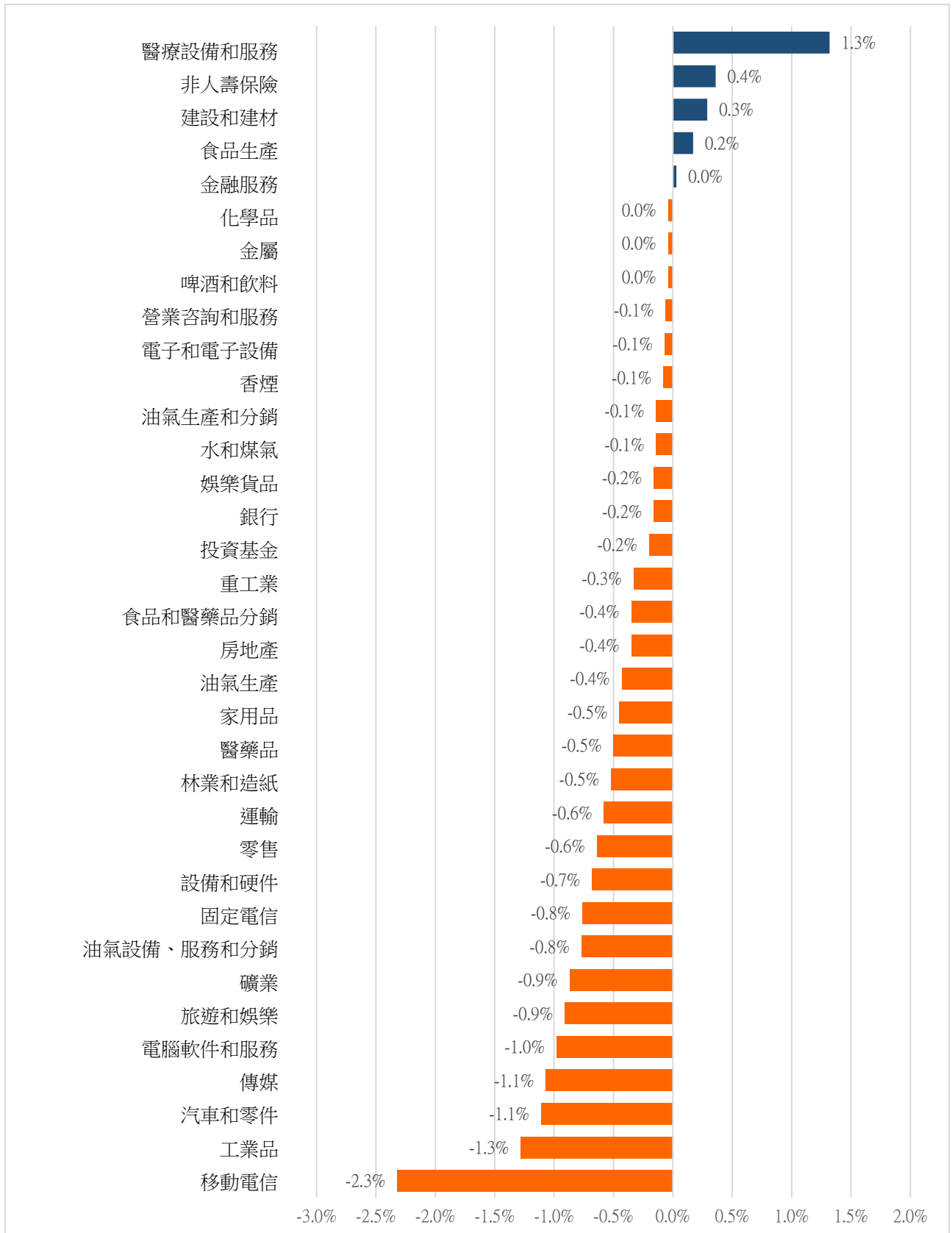
資料源: Bloomberg & Yuanta Research

資料源: Bloomberg & Yuanta Research



We Create Fortune

各行業板塊的交易走勢



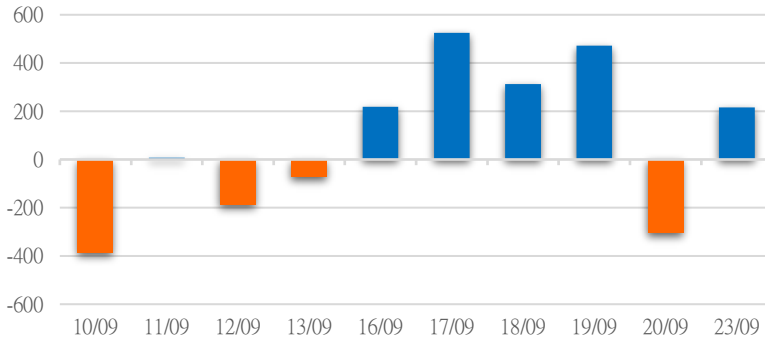
資料源: FinPro - YSVN



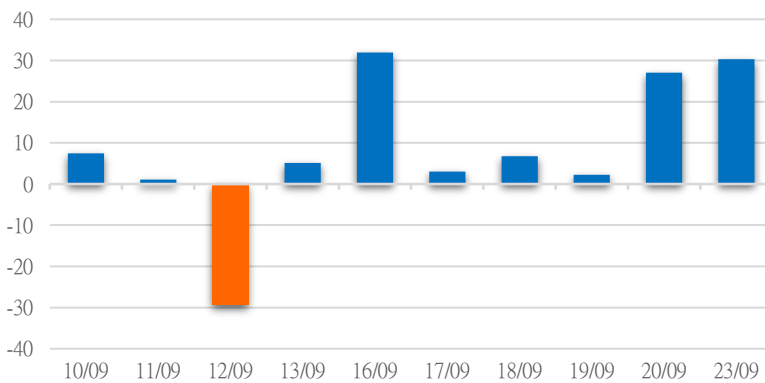
We Create Fortune

外資買進賣統計

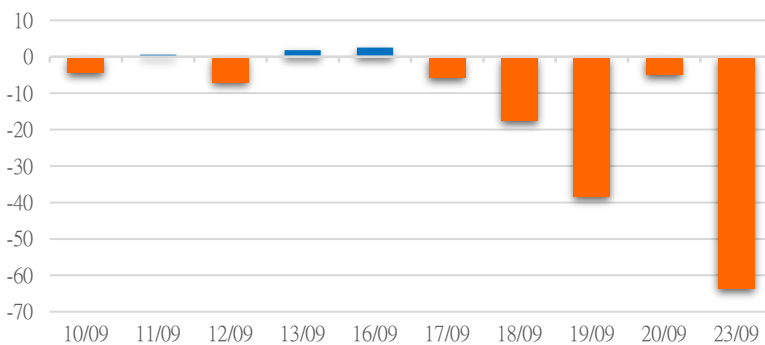
HSX 外資每日買/賣超



HNX外資每日買/賣超



UPCOM外資每日買/賣超



證券代碼	買超金額 (Mil.VND)	證券代碼	賣超金額 (Mil.VND)
MWG	69,486	VRE	-47,763
FUEVFNVD	68,803	VND	-29,837
HCM	67,006	VNM	-29,820
NAB	48,386	PLX	-13,456
VCB	38,796	NKG	-10,921

HSX 外資買/賣超的前 5 名

證券代碼	買超金額 (Mil.VND)	證券代碼	賣超金額 (Mil.VND)
MBS	9,940	VTZ	-1,527
IDC	9,008	TIG	-1,464
SHS	6,303	DTD	-854
TNG	5,266	DL1	-769
BVS	2,907	VFS	-390

HNX 外資買/賣超的前 5 名

證券代碼	買超金額 (Mil.VND)	證券代碼	賣超金額 (Mil.VND)
KLB	725	MCH	-40,495
CSI	474	QNS	-12,212
VE9	295	GDA	-3,662
VEA	245	HNG	-3,220
QSP	73	LTG	-3,175

UPCOM 外資買/賣超的前 5 名

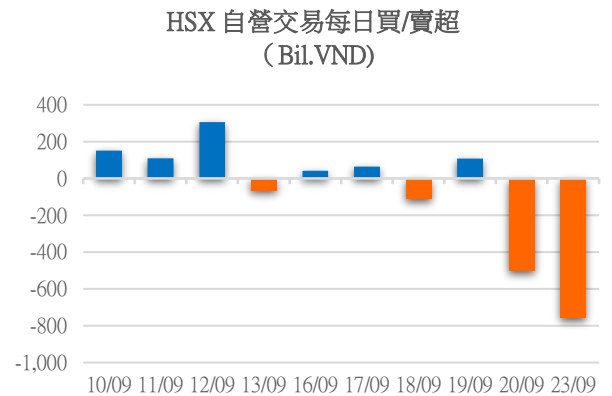
源: FiinPro - YSVN

We Create Fortune

自營統計

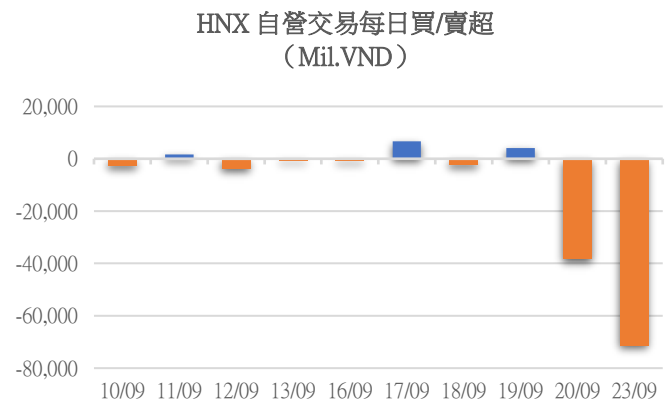
證券代碼	買超金額 (Mil.VND)	證券代碼	賣超金額 (Mil.VND)
E1VFN30	11,613	MBB	155,739
VNM	11,102	FPT	87,088
HHV	9,530	HPG	85,182
FUEMAV30	4,920	DGC	76,277
GAS	4,217	KDH	69,747

HSX 自營交易最大前名



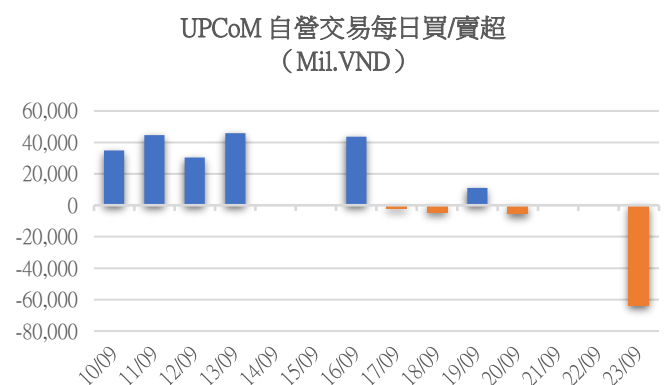
證券代碼	買超金額 (Mil.VND)	證券代碼	賣超金額 (Mil.VND)
TNG	888	IDC	59,866
NDN	100	PVS	11,560
		MBS	867

HNX 自營交易最大前名



證券代碼	買超金額 (Mil.VND)	證券代碼	賣超金額 (Mil.VND)
QNS	2,434.00	PXL	60,270
QTP	187.20	AFX	3,036
BSR	119.20	VEA	1,752
		VNP	1,316

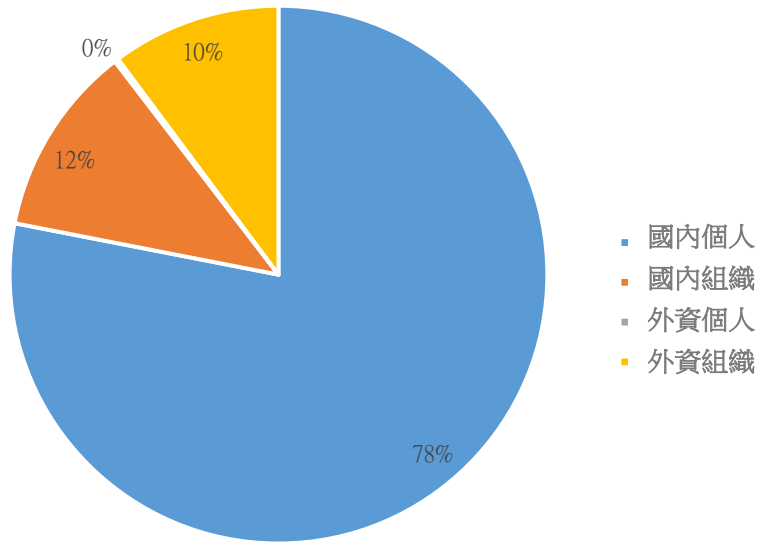
UPCoM 自營交易最大前名





We Create **Fortune**

越南證券市場投資人類別統計

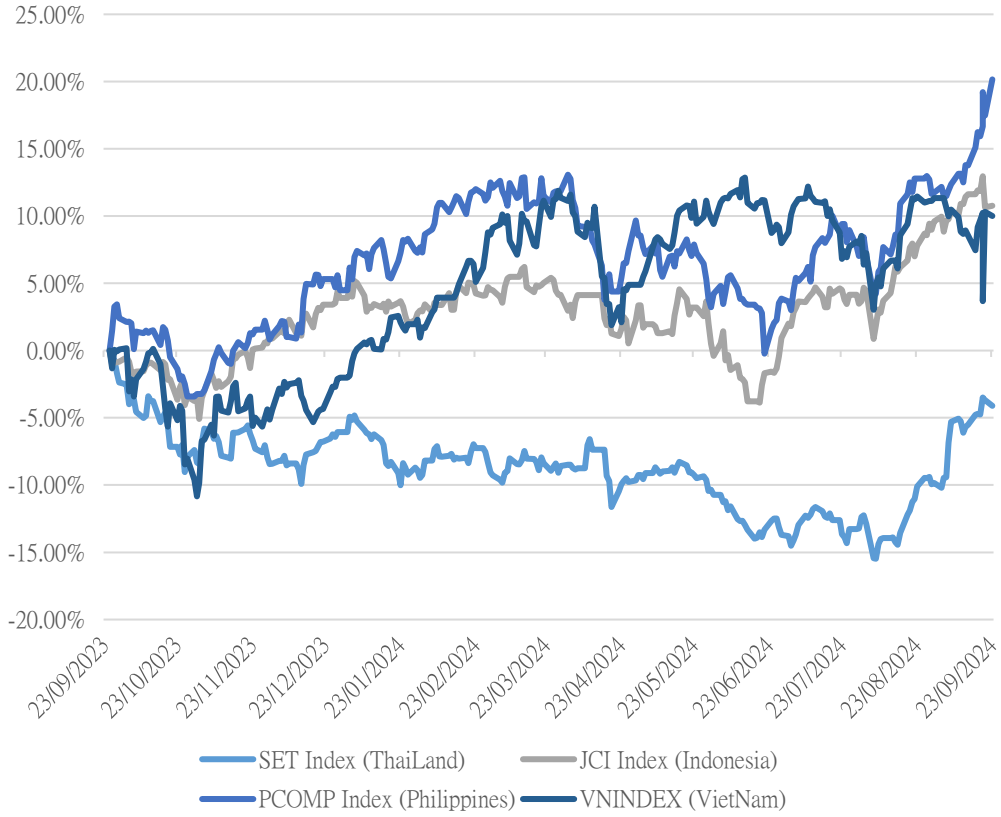


資料源: FiinPro - YSVN



We Create Fortune

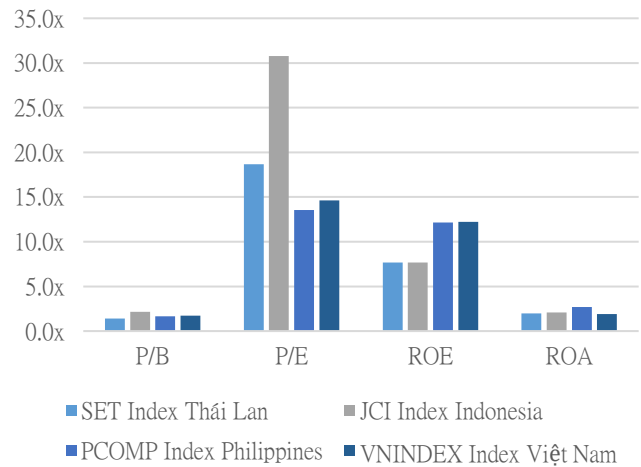
東南亞主要市場走勢比較



東南亞主要市場數據

		Thailand	Indonesia	Philippines	Vietnam
P/B		1.4x	2.1x	1.7x	1.7x
P/E		18.7x	30.8x	13.6x	14.6x
ROE	%	7.67	7.69	12.14	12.22
ROA	%	1.99	2.07	2.68	1.89
Vốn hóa	Tỷ USD	544.66	857.60	177.48	212.25
GTGD	Triệu USD	1.98	1.13	0.20	0.81
LS cổ tức	%	3.29	3.09	2.56	1.79

源: Bloomberg & YSVN





We Create **Fortune**

元大證券（越南）公司

個人客戶分析部

Nguyễn Th ệ Minh
研究分析經理
+84 28 3622 6868 ext 3826
minh.nguyen@yuanta.com.vn

Lý Thị Hi ệ n
研究分析主管
+84 28 3622 6868 ext 3908
hien.ly@yuanta.com.vn

Quách Đức Khánh
研究分析副主管
+84 28 3622 6868 ext 3833
khanh.quach@yuanta.com.vn

Khổng Hữu Hiệp
高級分析專員
+84 28 3622 6868 ext 3912
hiiep.khong@yuanta.com.vn

Nguyễn Trịnh Ngọc Hồng
高級分析專員
+84 28 3622 6868 ext 3832
hong.nguyen@yuanta.com.vn

Phạm Tấn Phát
高級分析專員
+84 28 3622 6868 ext 3880
phat.pham@yuanta.com.vn

個人客戶業務部

Phạm Đắc Thành
北部營業中心經理
+84 28 3622 6868 ext 3416
thanh.pham@yuanta.com.vn

Võ Thị Thu Thủy
平陽分行經理
+84 28 3622 6868 ext 3505
thuy.vo@yuanta.com.vn

Lương Kỳ Ty
堤岸分行經理
+84 28 3622 6868 ext 3653
ty.luong@yuanta.com.vn

Bùi Quốc Phong
同奈分行經理
+84 28 3622 6868 ext 3701
phong.bui@yuanta.com.vn

Võ Đình Tuấn
峴港分行經理
+84 28 3622 6868 ext 3301
tuan.vo@yuanta.com.vn

Nguyễn Việt Quang
河內分行經理
+84 28 3622 6868 ext 3404
quang.nguyen@yuanta.com.vn

Đinh Thị Thu Cúc
頭頓分行經理
+84 28 3622 6868 ext 3203
cuc.dinh@yuanta.com.vn



We Create **Fortune**

Appendix A: Important Disclosures

Analyst Certification

Each research analyst primarily responsible for the content of this research report, in whole or in part, certifies that with respect to each security or issuer that the analyst covered in this report: (1) all of the views expressed accurately reflect his or her personal views about those securities or issuers; and (2) no part of his or her compensation was, is, or will be, directly or indirectly, related to the specific recommendations or views expressed by that research analyst in the research report.

Ratings Definitions

BUY: We have a positive outlook on the stock based on our expected absolute or relative return over the investment period. Our thesis is based on our analysis of the company's outlook, financial performance, catalysts, valuation and risk profile. We recommend investors add to their position.

HOLD-Outperform: In our view, the stock's fundamentals are relatively more attractive than peers at the current price. Our thesis is based on our analysis of the company's outlook, financial performance, catalysts, valuation and risk profile.

HOLD-Underperform: In our view, the stock's fundamentals are relatively less attractive than peers at the current price. Our thesis is based on our analysis of the company's outlook, financial performance, catalysts, valuation and risk profile.

SELL: We have a negative outlook on the stock based on our expected absolute or relative return over the investment period. Our thesis is based on our analysis of the company's outlook, financial performance, catalysts, valuation and risk profile. We recommend investors reduce their position.

Under Review: We actively follow the company, although our estimates, rating and target price are under review.

Restricted: The rating and target price have been suspended temporarily to comply with applicable regulations and/or Yuanta policies.

Note: Yuanta research coverage with a Target Price is based on an investment period of 12 months. Greater China Discovery Series coverage does not have a formal 12 month Target Price and the recommendation is based on an investment period specified by the analyst in the report.

Global Disclaimer

© 2018 Yuanta. All rights reserved. The information in this report has been compiled from sources we believe to be reliable, but we do not hold ourselves responsible for its completeness or accuracy. It is not an offer to sell or solicitation of an offer to buy any securities. All opinions and estimates included in this report constitute our judgment as of this date and are subject to change without notice.

This report provides general information only. Neither the information nor any opinion expressed herein constitutes an offer or invitation to make an offer to buy or sell securities or other investments. This material is prepared for general circulation to clients and is not intended to provide tailored investment advice and does not take into account the individual financial situation and objectives of any specific person who may receive this report. Investors should seek financial advice regarding the appropriateness of investing in any securities, investments or investment strategies discussed or recommended in this report. The information contained in this report has been compiled from sources believed to be reliable but no representation or warranty, express or implied, is made as to its accuracy, completeness or correctness. This report is not (and should not be construed as) a solicitation to act as securities broker or dealer in any jurisdiction by any person or company that is not legally permitted to carry on such business in that jurisdiction.

Yuanta research is distributed in the United States only to Major U.S. Institutional Investors (as defined in Rule 15a-6 under the Securities Exchange Act of 1934, as amended and SEC staff interpretations thereof). All transactions by a US person in the securities mentioned in this report must be effected through a registered broker-dealer under Section 15 of the Securities Exchange Act of 1934, as amended. Yuanta research is distributed in Taiwan by Yuanta Securities Investment Consulting. Yuanta research is distributed in Hong Kong by Yuanta Securities (Hong Kong) Co. Limited, which is licensed in Hong Kong by the Securities and Futures Commission for regulated activities, including Type 4 regulated activity (advising on securities). In Hong Kong, this research report may not be redistributed, retransmitted or disclosed, in whole or in part or and any form or manner, without the express written