

當日市場：房地產股強勁走勢

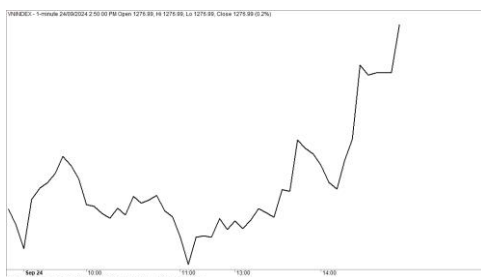
2024/09/25

市場走勢

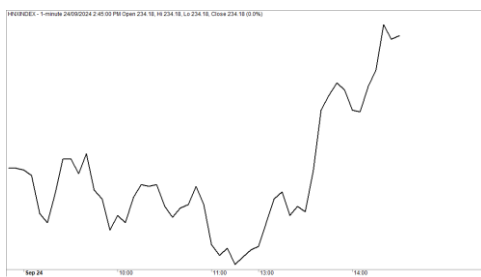
市場指數	VNI	HNI	UPCOM
收盤	1,276.99	234.32	93.81
%日	0.67%	0.40%	0.18%
%週	1.43%	0.87%	0.74%
%月	-0.65%	-2.40%	-0.64%
%年	7.04%	-3.63%	3.36%
成交值(Bil.VND)			
當日	17,898	1,130	821
日均量/週	17,070	1,104	708
日均量/月	14,998	1,017	581
外資進出			
買進	1,445.36	49.24	17.10
賣出	3,876.76	41.84	18.44
買賣超	-2,431.41	7.40	-1.34
市場漲跌家數			
上漲	212	89	159
下跌	97	56	151
持平	106	169	593
市場指標			
P/E	13.73	16.19	28.00
總市值 (兆盾)	5,205	328	1,458
股息殖利 ²	2.07%	2.95%	4.28%

資料源: Bloomberg - YSVN

VNINDEX



HNIINDEX



市場走勢

銀行股和房地產股在誤判的交易日更積極，幫助市場指數大幅上漲。其中，VN-Index 收漲 0.67%，止於 1,276.99 點，HNX-Index 上漲 0.4%，Upcom-Index 上漲 0.18%。3 大市場的交易額均增加至 19 兆 8,480 億越南盾。

銀行股再次積極，並在午盤初的交易日領漲。SSB、STB、VIB、NAB 收漲超過 3%，MBB、BID、VPB 收漲超過 1%。此外，MWG（1.19%）、GVR（1.69%）、VHM（1.37%）也是對指數積極貢獻的股票。相反，BVH、VNM、PLX 是逆市而行的藍籌股，並小幅下跌。

除了銀行股外，還必須需要提到工業園區房地產股，其中 KBC 在 Bac Ninh 省的 FDI 資本的積極訊息持續增加後漲停。此外，GVR、SZC、LHG 也良好上漲。

外資賣超 2 兆 4,310 億越南盾，主要是 VIB 的突然議價交易（2 兆 7,490 億越南盾）、VND（470 億越南盾）、VPB（360 億越南盾）在拋售最多的股票。相反，MWG（940 億）、MSB（780 億）、STB（680 億）在買超方面的榜首。

市場短期觀點

我們認為市場可能會繼續上漲，VN-Index 可能會在下一交易日測試 1,288 點的阻力位。同時，大型股仍處於積極劇烈波動時期的階段，顯示該股的短期上漲趨勢更加明顯。此外，情緒指標持續上漲，顯示投資者對當前市場走勢更加樂觀。

大盤的短期走勢仍維持中立。因此，我們建議投資者繼續逐步增加股票比例並買進新股。

請在 <https://ysraar.yuanta.com.vn/> 查看有關股票的信號。



We Create Fortune

技術分析圖



指數技術分析圖 VN-Index



指數技術分析圖 HNX-Index

指數	短期趨勢	中期趨勢	阻力區 1	阻力區 2	支撐區 1	支撐區 2
VN-Index	中性	上漲	1300	1330	870	800
HNX-Index	中性	上漲	260	306	189	160
VN30	中性	上漲	1336	1350	980	960
VNMidcaps	中性	上漲	1280	1250	963	900
VNSmallcaps	中性	上漲	1250	1250	804	750

We Create Fortune

胡志明市交易所 (HSX)

	收盤	漲跌%
VNI	1276.99	0.67%
VN30	1330.87	0.74%
VN Mid	1909.99	0.81%
VN Small	1417.79	0.37%

河內交易所 (HSX)

	收盤	漲跌%
HNI	234.32	0.40%
HN30	513.76	0.78%
VNX AllSh	1323.88	0.73%

UPCOM 市場 (UPCoM)

	收盤	漲跌%
UPCoM	93.81	0.18%

外資交易	成交值 (Bil.VND)
買進	1445.36
賣出	3876.76
買超/賣超	-2431.41

外資交易	成交值 (Bil.VND)
買進	49.24
賣出	41.84
買超/賣超	7.40

外資交易	成交值 (Bil.VND)
買進	17.10
賣出	18.44
買超/賣超	-1.34

上漲排名/股碼	漲跌(VND)	漲跌%
KBC	1800	6.82%
LDG	120	6.78%
SMC	450	5.88%
CTD	2700	4.40%
NAB	700	4.17%

上漲排名/股碼	漲跌(VND)	漲跌%
CMS	1100	10.00%
MCO	1000	9.71%
HGM	6500	9.49%
TXM	500	9.43%
PGN	600	9.23%

上漲排名/股碼	漲跌(VND)	漲跌%
HRT	1884	14.38%
VE9	370	12.76%
HIO	1371	12.13%
VNZ	33660	8.21%
GPC	385	7.55%

下跌排名/股碼	漲跌(VND)	漲跌%
ITA	-180	-6.98%
PSH	-230	-4.91%
STK	-1000	-3.60%
TCD	-170	-3.12%
BMP	-3400	-2.66%

下跌排名/股碼	漲跌(VND)	漲跌%
GKM	-2200	-9.95%
SPI	-500	-9.09%
DL1	-500	-6.49%
VTZ	-600	-3.95%
VFS	-300	-2.19%

下跌排名/股碼	漲跌(VND)	漲跌%
TT6	-1043	-12.13%
HBC	-169	-3.13%
LTG	-433	-3.12%
HNG	-84	-1.91%
VLC	-271	-1.45%

*GTVH > 500 tỷ đồng, GTDG > 1.5 tỷ đồng

市值排名/股碼	Bil.VND
VCB	508,048,396
BID	277,611,228
FPT	195,700,041
CTG	192,782,704
VHM	190,068,141

市值排名/股碼	Bil.VND
PVS	19,740,008
IDC	19,271,996
MBS	15,809,960
HUT	14,815,699
THD	13,782,999

市值排名/股碼	Bil.VND
ACV	233,033,836
VGI	200,383,223
MCH	154,071,762
BSR	74,083,338
VEA	58,443,282

交易量排名/股碼	成交值	30 日均
VIB	167,066,001	4,010,302
SSB	103,460,187	20,838,267
VPB	43,226,000	21,562,280
STB	30,939,400	9,258,048
TCB	19,034,500	18,008,861

交易量排名/股碼	成交值	30 日均
VFS	8,025,761,500	1,358,100
HUT	13,048,942,200	2,127,497
SHS	83,951,792,200	8,453,827
MBS	98,198,029,300	2,920,081
PVS	118,492,277,900	2,151,503

交易量排名/股碼	成交值	30 日均
BSR	115,496,556,600	5,604,252
HNG	10,224,052,500	9,011,488
HAC	23,128,500	26,762
HBC	8,492,977,200	2,072,005
LTG	14,103,627,600	507,391

資料源: Bloomberg & Yuanta Research

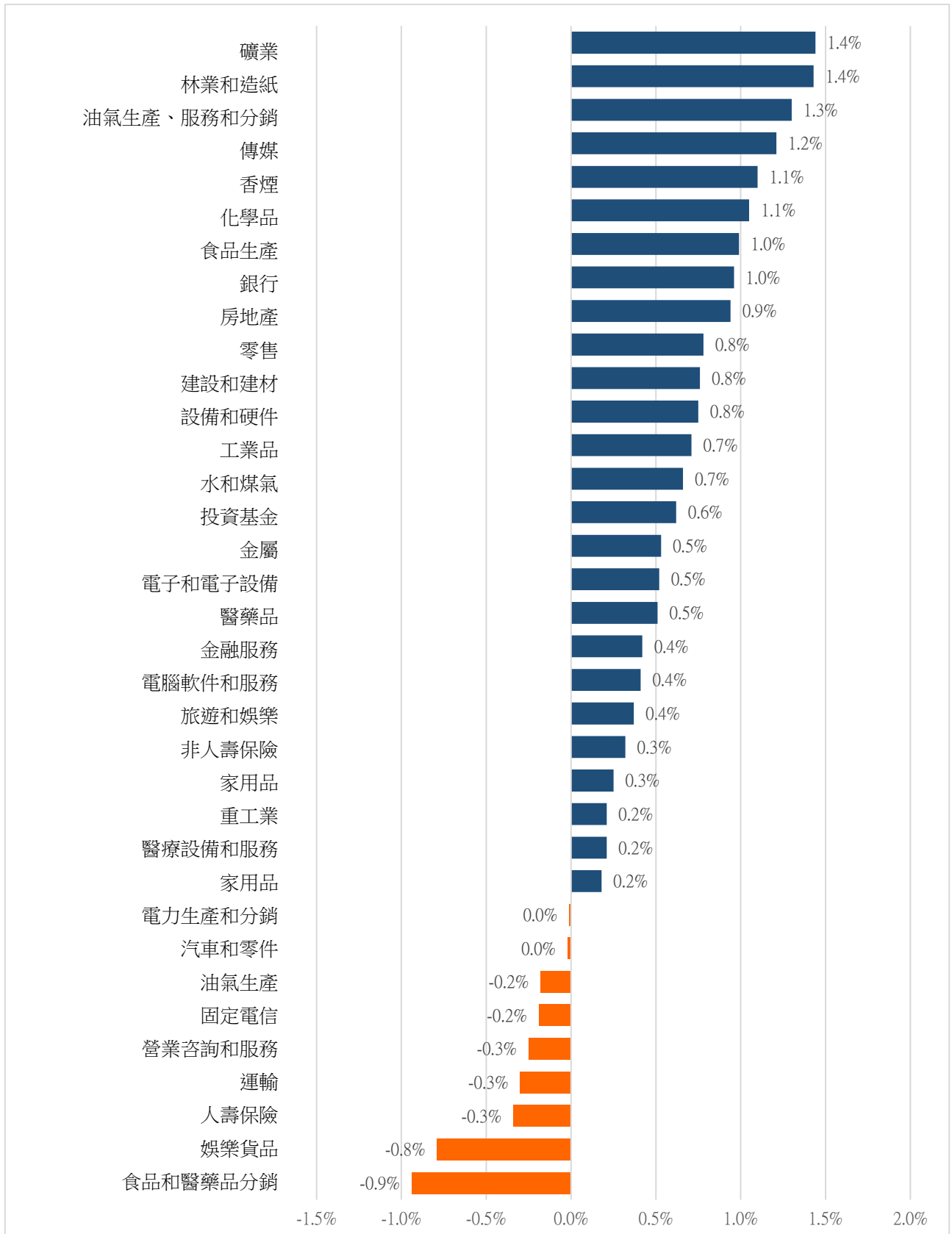
資料源: Bloomberg & Yuanta Research

資料源: Bloomberg & Yuanta Research



We Create Fortune

各行業板塊的交易走勢



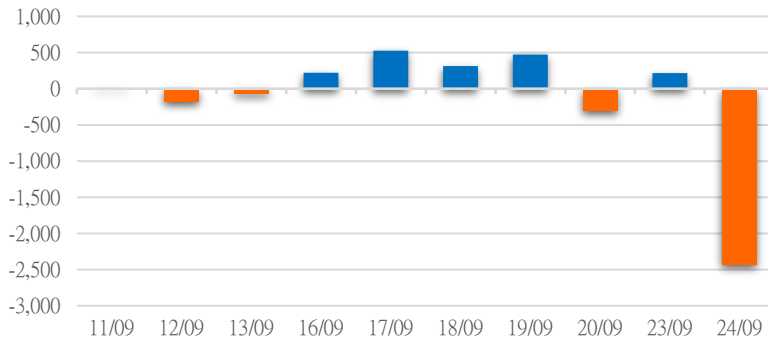
資料源: FinPro - YSVN



We Create Fortune

外資買進賣統計

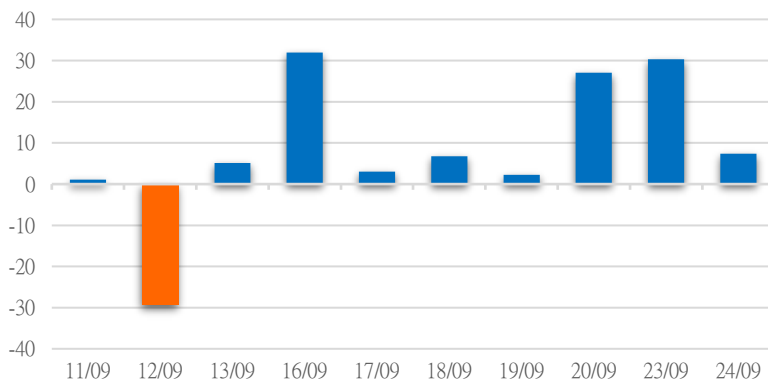
HSX 外資每日買/賣超



證券代碼	買超金額 (Mil.VND)	證券代碼	賣超金額 (Mil.VND)
MWG	93,983	VIB	-2,715,801
MSB	78,431	VND	-46,635
STB	68,361	VPB	-36,110
NAB	51,895	HDB	-35,262
HCM	43,265	TPB	-26,387

HSX 外資買/賣超的前 5 名

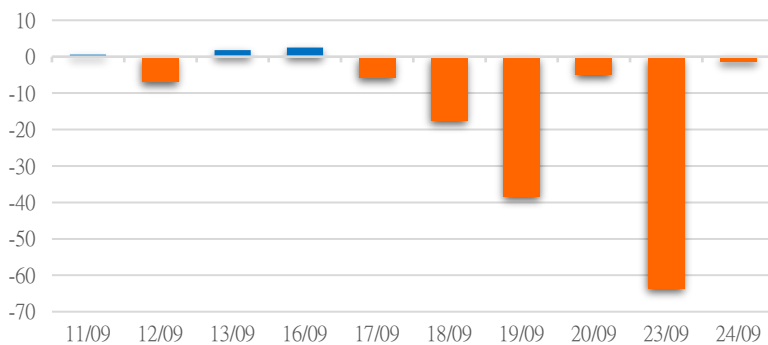
HNX 外資每日買/賣超



證券代碼	買超金額 (Mil.VND)	證券代碼	賣超金額 (Mil.VND)
MBS	11,218	PVS	-11,162
SHS	9,956	VTZ	-2,154
IDC	3,397	DTD	-1,130
NTP	2,568	DL1	-1,091
VGS	349	BVS	-1,036

HNX 外資買/賣超的前 5 名

UPCOM 外資每日買/賣超



證券代碼	買超金額 (Mil.VND)	證券代碼	賣超金額 (Mil.VND)
VEA	4,330	LTG	-4,407
ACV	1,094	HNG	-1,470
VRG	927	HBC	-1,264
MCH	686	QNS	-996
KLB	393	GDA	-805

UPCOM 外資買/賣超的前 5 名

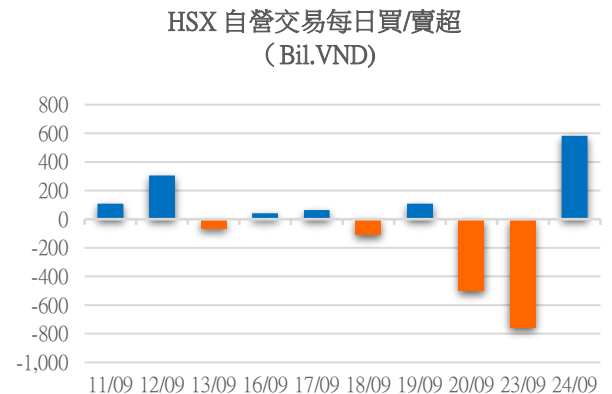
源: FiinPro - YSVN

We Create Fortune

自營統計

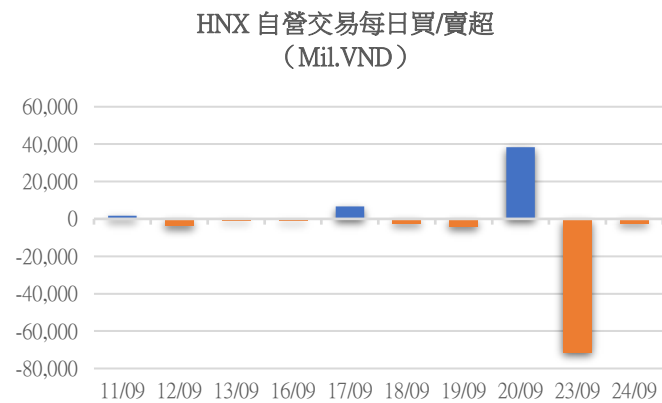
證券代碼	買超金額 (Mіл.VND)	證券代碼	賣超金額 (Mіл.VND)
VIB	811,318	FRT	66,599
VHM	109,658	HPG	62,340
STB	61,062	CTR	55,786
FPT	23,680	PNJ	55,565
FUESSVFL	12,339	TCB	55,484

HSX 自營交易最大前名



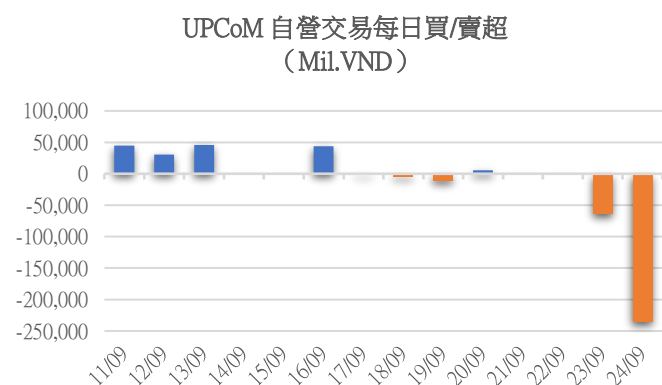
證券代碼	買超金額 (Mіл.VND)	證券代碼	賣超金額 (Mіл.VND)
LAS	3,369	PVS	5,753
PVB	598	TNG	520
NDN	174	IDC	253

HNX 自營交易最大前名



證券代碼	買超金額 (Mіл.VND)	證券代碼	賣超金額 (Mіл.VND)
QTP	514.30	BSR	233,144
APF	76.70	HIO	2,580

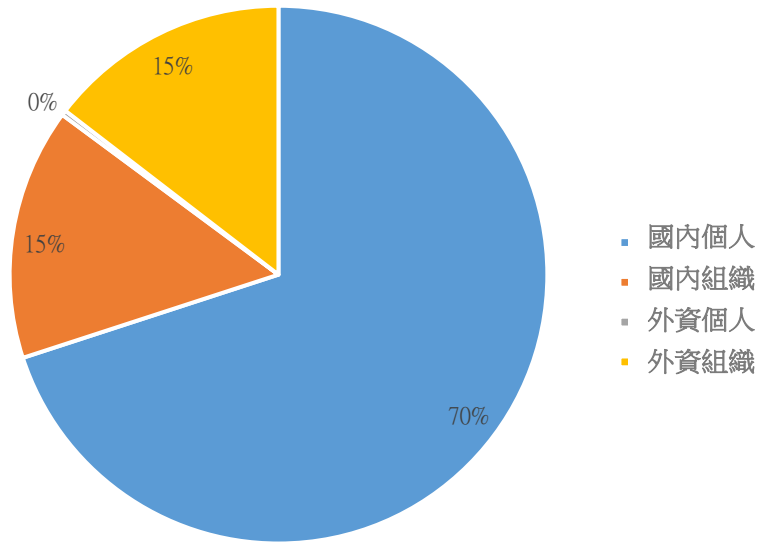
UPCoM 自營交易最大前名





We Create **Fortune**

越南證券市場投資人類別統計

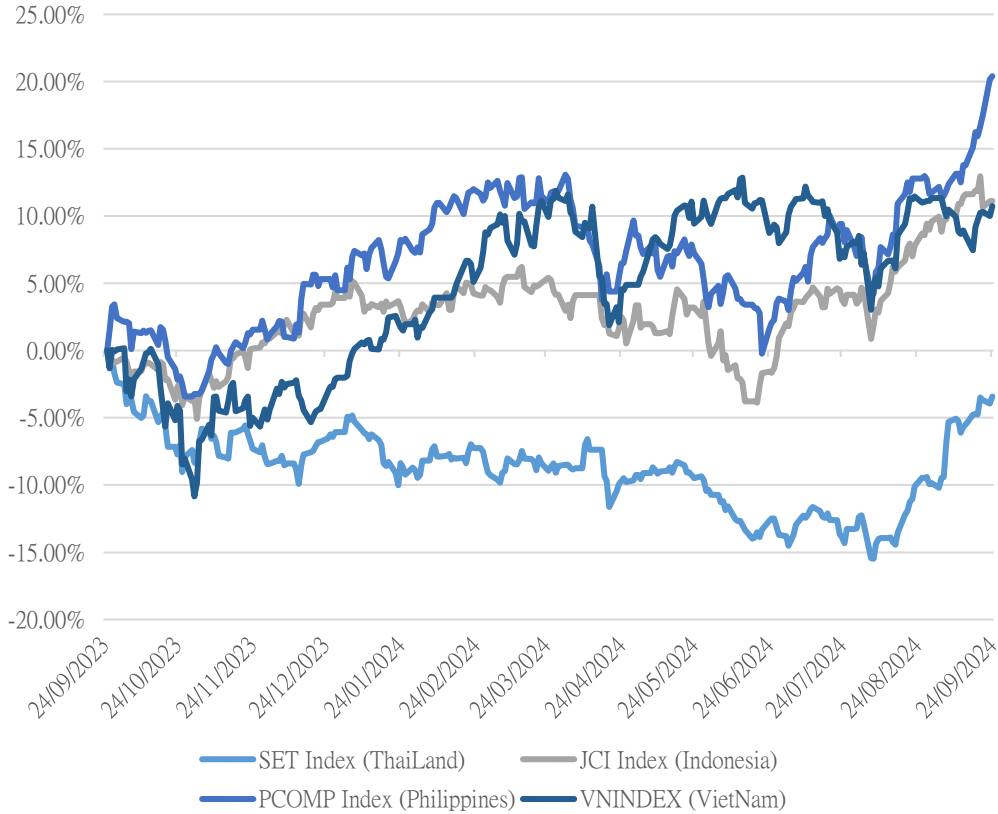


資料源: FiinPro - YSVN



We Create Fortune

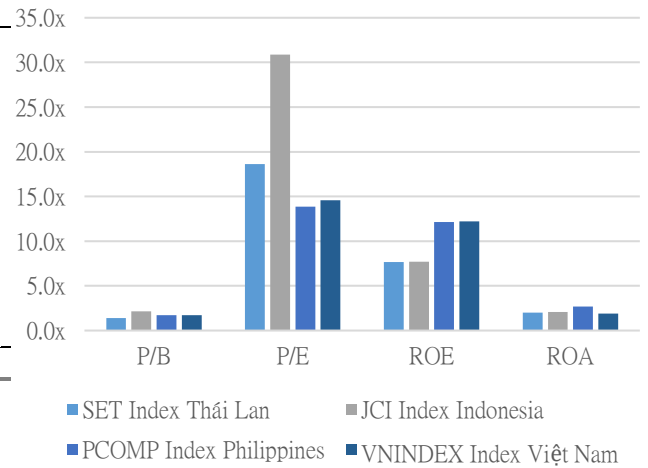
東南亞主要市場走勢比較



東南亞主要市場數據

		Thailand	Indonesia	Philippines	Vietnam
P/B		1.4x	2.1x	1.7x	1.7x
P/E		18.7x	30.8x	13.6x	14.6x
ROE	%	7.67	7.69	12.14	12.22
ROA	%	1.99	2.07	2.68	1.89
Vốn hóa	Tỷ USD	544.66	857.60	177.48	212.25
GTGD	Triệu USD	1.98	1.13	0.20	0.81
LS cổ tức	%	3.29	3.09	2.56	1.79

源: Bloomberg & YSVN





We Create **Fortune**

元大證券（越南）公司

個人客戶分析部

Nguyễn Th ệ Minh
研究分析經理
+84 28 3622 6868 ext 3826
minh.nguyen@yuanta.com.vn

Lý Thị Hi ệ n
研究分析主管
+84 28 3622 6868 ext 3908
hien.ly@yuanta.com.vn

Quách Đức Khánh
研究分析副主管
+84 28 3622 6868 ext 3833
khanh.quach@yuanta.com.vn

Khổng Hữu Hiệp
高級分析專員
+84 28 3622 6868 ext 3912
hiiep.khong@yuanta.com.vn

Nguyễn Trịnh Ngọc Hồng
高級分析專員
+84 28 3622 6868 ext 3832
hong.nguyen@yuanta.com.vn

Phạm Tấn Phát
高級分析專員
+84 28 3622 6868 ext 3880
phat.pham@yuanta.com.vn

個人客戶業務部

Phạm Đắc Thành
北部營業中心經理
+84 28 3622 6868 ext 3416
thanh.pham@yuanta.com.vn

Võ Thị Thu Thủy
平陽分行經理
+84 28 3622 6868 ext 3505
thuy.vo@yuanta.com.vn

Lương Kỳ Ty
堤岸分行經理
+84 28 3622 6868 ext 3653
ty.luong@yuanta.com.vn

Bùi Quốc Phong
同奈分行經理
+84 28 3622 6868 ext 3701
phong.bui@yuanta.com.vn

Võ Đình Tuấn
峴港分行經理
+84 28 3622 6868 ext 3301
tuan.vo@yuanta.com.vn

Nguyễn Việt Quang
河內分行經理
+84 28 3622 6868 ext 3404
quang.nguyen@yuanta.com.vn

Đinh Thị Thu Cúc
頭頓分行經理
+84 28 3622 6868 ext 3203
cuc.dinh@yuanta.com.vn



We Create **Fortune**

Appendix A: Important Disclosures

Analyst Certification

Each research analyst primarily responsible for the content of this research report, in whole or in part, certifies that with respect to each security or issuer that the analyst covered in this report: (1) all of the views expressed accurately reflect his or her personal views about those securities or issuers; and (2) no part of his or her compensation was, is, or will be, directly or indirectly, related to the specific recommendations or views expressed by that research analyst in the research report.

Ratings Definitions

BUY: We have a positive outlook on the stock based on our expected absolute or relative return over the investment period. Our thesis is based on our analysis of the company's outlook, financial performance, catalysts, valuation and risk profile. We recommend investors add to their position.

HOLD-Outperform: In our view, the stock's fundamentals are relatively more attractive than peers at the current price. Our thesis is based on our analysis of the company's outlook, financial performance, catalysts, valuation and risk profile.

HOLD-Underperform: In our view, the stock's fundamentals are relatively less attractive than peers at the current price. Our thesis is based on our analysis of the company's outlook, financial performance, catalysts, valuation and risk profile.

SELL: We have a negative outlook on the stock based on our expected absolute or relative return over the investment period. Our thesis is based on our analysis of the company's outlook, financial performance, catalysts, valuation and risk profile. We recommend investors reduce their position.

Under Review: We actively follow the company, although our estimates, rating and target price are under review.

Restricted: The rating and target price have been suspended temporarily to comply with applicable regulations and/or Yuanta policies.

Note: Yuanta research coverage with a Target Price is based on an investment period of 12 months. Greater China Discovery Series coverage does not have a formal 12 month Target Price and the recommendation is based on an investment period specified by the analyst in the report.

Global Disclaimer

© 2018 Yuanta. All rights reserved. The information in this report has been compiled from sources we believe to be reliable, but we do not hold ourselves responsible for its completeness or accuracy. It is not an offer to sell or solicitation of an offer to buy any securities. All opinions and estimates included in this report constitute our judgment as of this date and are subject to change without notice.

This report provides general information only. Neither the information nor any opinion expressed herein constitutes an offer or invitation to make an offer to buy or sell securities or other investments. This material is prepared for general circulation to clients and is not intended to provide tailored investment advice and does not take into account the individual financial situation and objectives of any specific person who may receive this report. Investors should seek financial advice regarding the appropriateness of investing in any securities, investments or investment strategies discussed or recommended in this report. The information contained in this report has been compiled from sources believed to be reliable but no representation or warranty, express or implied, is made as to its accuracy, completeness or correctness. This report is not (and should not be construed as) a solicitation to act as securities broker or dealer in any jurisdiction by any person or company that is not legally permitted to carry on such business in that jurisdiction.

Yuanta research is distributed in the United States only to Major U.S. Institutional Investors (as defined in Rule 15a-6 under the Securities Exchange Act of 1934, as amended and SEC staff interpretations thereof). All transactions by a US person in the securities mentioned in this report must be effected through a registered broker-dealer under Section 15 of the Securities Exchange Act of 1934, as amended. Yuanta research is distributed in Taiwan by Yuanta Securities Investment Consulting. Yuanta research is distributed in Hong Kong by Yuanta Securities (Hong Kong) Co. Limited, which is licensed in Hong Kong by the Securities and Futures Commission for regulated activities, including Type 4 regulated activity (advising on securities). In Hong Kong, this research report may not be redistributed, retransmitted or disclosed, in whole or in part or and any form or manner, without the express written