

當日市場：銀行股持續領先

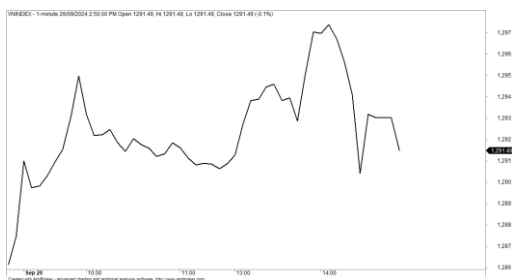
2024/09/27

市場走勢

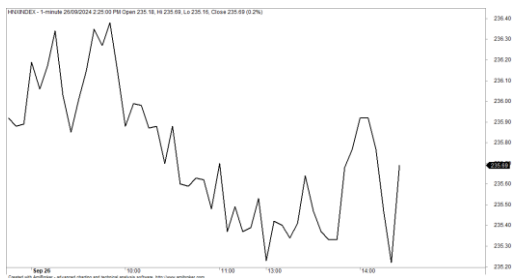
市場指數	VNI	HNI	UPCOM
收盤	1,291.49	235.92	93.50
%日	0.31%	0.03%	0.00%
%週	1.59%	0.92%	-0.14%
%月	0.90%	-1.28%	-0.70%
%年	13.49%	2.69%	5.73%
成交值(Bil.VND)			
當日	21,765	1,157	1,087
日均量/週	19,417	1,226	832
日均量/月	15,533	1,040	617
外資進出			
買進	2,564.30	67.12	41.33
賣出	1,606.20	44.79	47.37
買賣超	958.10	22.33	-6.04
市場漲跌家數			
上漲	157	79	169
下跌	157	91	160
持平	101	144	574
市場指標			
P/E	13.98	16.41	27.94
總市值 (兆盾)	5,299	332	1,453
股息殖利率 ²	2.16%	2.94%	4.26%

資料源: Bloomberg - YSVN

VNINDEX



HNIINDEX



市場走勢

由於銀行股的持續積極走勢，市場在連續第三個交易日延續上漲勢頭。其中，VN-Index 收盤上漲 0.31%，止於 1,291.49 點，HNX-Index 上漲 0.03%，Upcom-Index 收盤持平。與前一交易日相比，3 大市場的交易額均小幅增加達到 24 兆 90 億越南盾。

由於銀行股反轉上漲，銀行股維持上漲慣性，其中有 HDB (3.85%)、MSB (5.44%)、TPB (6.7%)，此外，TCB、SSB、SHB、CTG 也上漲超過 1%，而 ACB、FPT、VCB、MWG、HPG、MBB 等小幅下跌。

服裝 (TCM)、房地產股 (NVL、LDG、KHG、DXG) 上漲，而鋼鐵股再次調整並走弱。

外資強烈買超近 9,750 億越南盾，其中 TPB (1,290 億)、VNM (1,150 億)、VHM (1,060 億) 在買超方面領先。相反，HPG (690 億)、VPB (470 億)、NTW (270 億) 在賣超方面的榜首。

市場短期觀點

我們認為市場在下一交易日可能會繼續上漲，VN-Index 可能會重新測試 1,300 點。同時，現金流主要集中在大型股和中型股，尤其是市場仍處於積極劇烈波動時期的階段，因此我們預期在交易日調整期可能會快速結束。此外，短期情緒指標持續大幅上漲，顯示新的買進機會持續逐步增加。

大盤的短期走勢仍維持上漲。因此，我們建議投資者繼續在短期投資增加高比例的股票和和買進新股。

請在 <https://ysraar.yuanta.com.vn/> 查看有關股票的信號。

We Create Fortune

技術分析圖



指數技術分析圖 VN-Index



指數技術分析圖 HNX-Index

指數	短期趨勢	中期趨勢	阻力區 1	阻力區 2	支撐區 1	支撐區 2
VN-Index	上漲	上漲	1300	1330	870	800
HNX-Index	上漲	上漲	260	306	189	160
VN30	上漲	上漲	1336	1350	980	960
VNMidcaps	上漲	上漲	1280	1250	963	900
VNSmallcaps	上漲	上漲	1250	1250	804	750



We Create Fortune

胡志明市交易所 (HSX)

	收盤	漲跌%
VNI	1291.49	0.31%
VN30	1350.85	0.50%
VN Mid	1939.71	0.44%
VN Small	1426.52	-0.06%

河內交易所 (HSX)

	收盤	漲跌%
HNI	235.92	0.03%
HN30	518.53	-0.05%
VNX AllSh	1342.87	0.44%

UPCOM 市場 (UPCoM)

	收盤	漲跌%
UPCoM	93.5	0.00%

外資交易	成交值 (Bil.VND)
買進	2564.30
賣出	1606.20
買超/賣超	958.10

外資交易	成交值 (Bil.VND)
買進	67.12
賣出	44.79
買超/賣超	22.33

外資交易	成交值 (Bil.VND)
買進	41.33
賣出	47.37
買超/賣超	-6.04

上漲排名/股碼	漲跌(VND)	漲跌%
LDG	140	6.93%
AGM	250	6.89%
TPB	1050	6.73%
MSB	650	5.44%
HDB	1050	3.85%

上漲排名/股碼	漲跌(VND)	漲跌%
PGN	600	7.69%
IDJ	100	1.54%
SLS	2100	1.04%
SJE	200	0.88%
TMB	600	0.88%

上漲排名/股碼	漲跌(VND)	漲跌%
HSV	395	9.88%
PSP	388	3.92%
DRI	432	3.66%
DSC	804	3.53%
LTG	454	3.39%

下跌排名/股碼	漲跌(VND)	漲跌%
SMC	-240	-2.97%
BFC	-1200	-2.75%
HVN	-450	-2.07%
TSC	-60	-2.04%
SBT	-250	-1.86%

下跌排名/股碼	漲跌(VND)	漲跌%
VC7	-300	-3.12%
AAV	-200	-3.03%
HGM	-2000	-2.67%
API	-200	-2.27%
DVM	-200	-2.00%

下跌排名/股碼	漲跌(VND)	漲跌%
HRT	-1874	-11.36%
HIO	-1566	-11.11%
HHG	-97	-5.71%
GPC	-242	-4.25%
MCH	-5256	-2.58%

*GTVH > 500 tỷ đồng, GTDG > 1.5 tỷ đồng

市值排名/股碼	Bil.VND
VCB	518,667,669
BID	285,021,795
FPT	196,868,399
CTG	193,319,703
VHM	192,245,325

市值排名/股碼	Bil.VND
PVS	19,883,398
IDC	19,436,996
MBS	17,068,192
HUT	14,815,699
THD	13,705,999

市值排名/股碼	Bil.VND
ACV	231,383,708
VGI	202,547,372
MCH	147,379,732
BSR	74,514,307
VEA	58,553,572

交易量排名/股碼	成交值	30 日均
TPB	65,280,602	11,027,912
VPB	56,247,500	23,820,938
MSB	47,323,300	10,948,797
SHB	42,217,600	20,064,703
TCB	36,214,900	18,907,597

交易量排名/股碼	成交值	30 日均
SHS	138,378,072,100	8,512,273
PVS	240,028,355,600	2,264,908
MBS	141,611,830,700	3,163,007
CEO	63,307,191,400	5,201,724
DL1	11,819,157,300	2,090,797

交易量排名/股碼	成交值	30 日均
BSR	399,907,993,700	6,025,215
BVB	38,902,200,700	789,607
VLC	3,598,360,800	274,821
OIL	32,001,605,700	1,594,084
ABB	17,017,029,500	700,968

資料源: Bloomberg & Yuanta Research

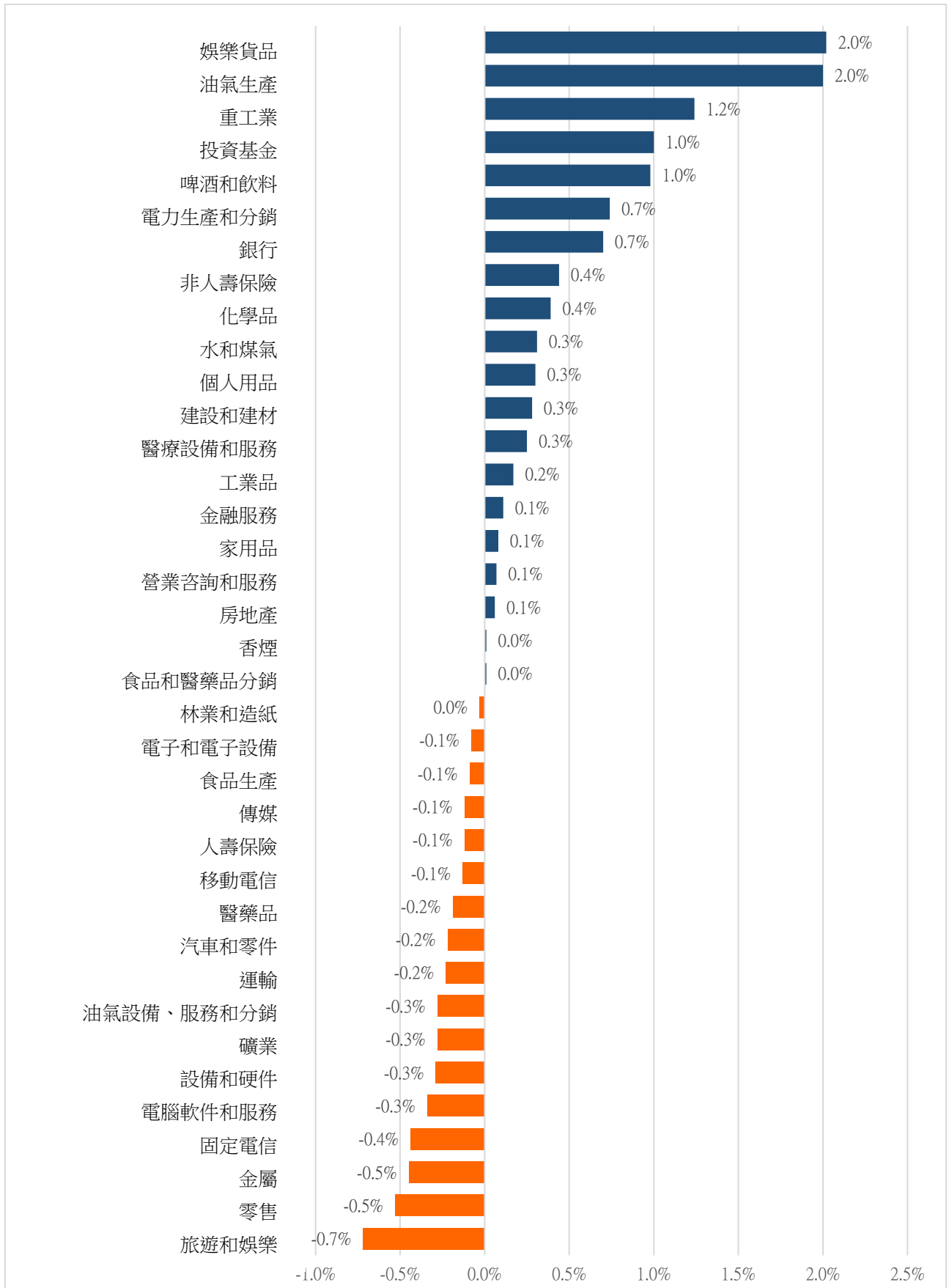
資料源: Bloomberg & Yuanta Research

資料源: Bloomberg & Yuanta Research



We Create Fortune

各行業板塊的交易走勢



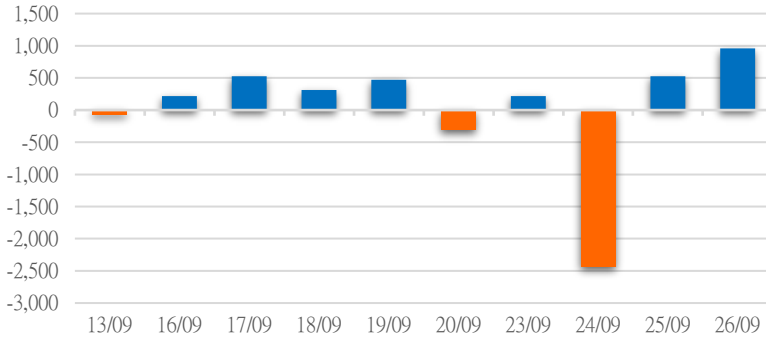
資料源: FinPro - YSVN



We Create Fortune

外資買進賣統計

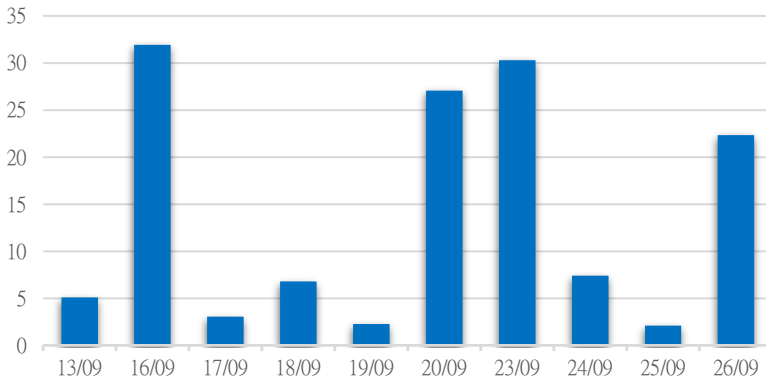
HSX 外資每日買/賣超



證券代碼	買超金額 (Mil.VND)	證券代碼	賣超金額 (Mil.VND)
TPB	126,570	HPG	-68,470
VNM	115,049	VPB	-47,115
VHM	105,921	POW	-15,567
HDB	105,106	SCS	-15,019
VCI	85,503	MSB	-14,970

HSX 外資買/賣超的前 5 名

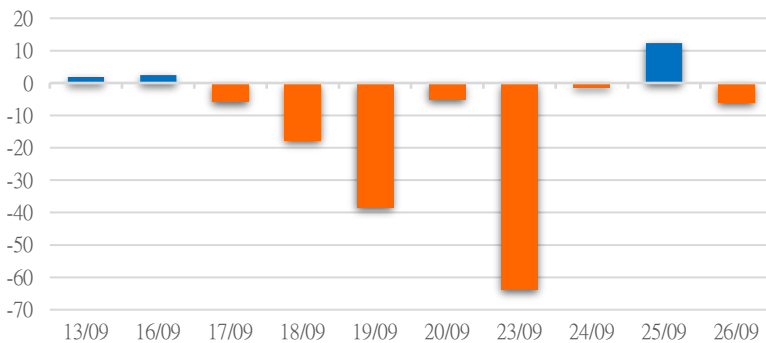
HNX 外資每日買/賣超



證券代碼	買超金額 (Mil.VND)	證券代碼	賣超金額 (Mil.VND)
SHS	16,323	BVS	-3,233
VGS	5,006	MBS	-1,515
IDC	4,802	PLC	-1,364
TNG	2,020	VC3	-713
PVS	1,798	PVB	-688

HNX 外資買/賣超的前 5 名

UPCOM 外資每日買/賣超



證券代碼	買超金額 (Mil.VND)	證券代碼	賣超金額 (Mil.VND)
BSR	29,263	NTW	-31,341
MCH	1,749	VEA	-4,481
QNS	1,134	ACV	-1,435
CSI	319	GDA	-1,394
CHS	211	VE9	-262

UPCOM 外資買/賣超的前 5 名

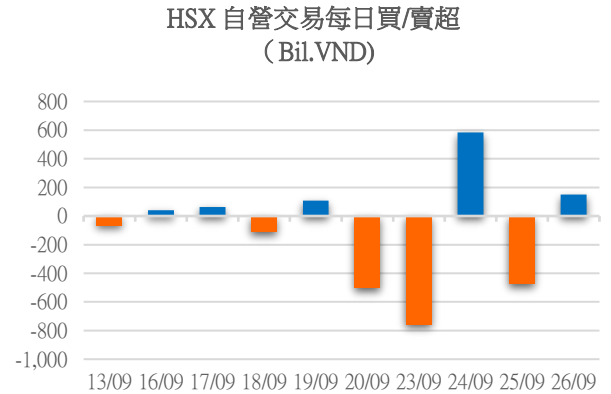
源: FiinPro - YSVN

We Create Fortune

自營統計

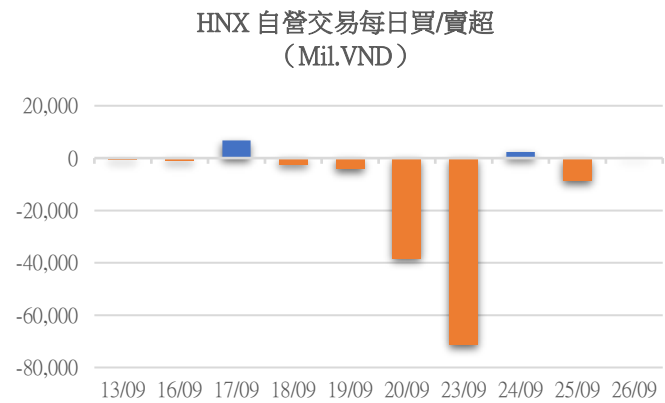
證券代碼	買超金額 (Mil.VND)	證券代碼	賣超金額 (Mil.VND)
TCB	272,062	BWE	462,169
ACB	76,829	EVF	121,600
HPG	70,036	MBB	40,146
STB	56,090	VCI	15,558
TPB	42,760	VNM	9,674

HSX 自營交易最大前名



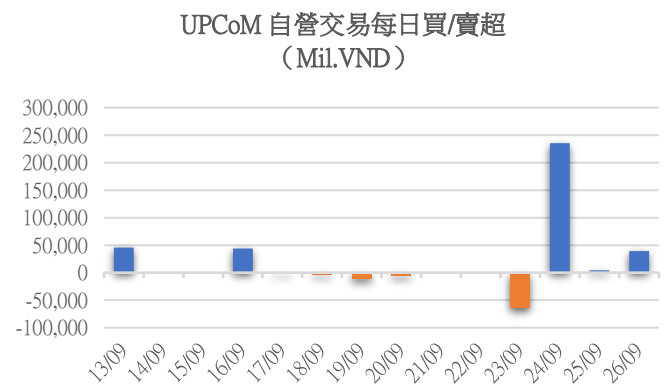
證券代碼	買超金額 (Mil.VND)	證券代碼	賣超金額 (Mil.VND)
PVS	2,450	MBS	5,724
VGS	1,528		
IDC	1,475		

HNX 自營交易最大前名



證券代碼	買超金額 (Mil.VND)	證券代碼	賣超金額 (Mil.VND)
VLC	48,000.00	TSJ	38,500
PXL	23,730.00	HIO	2,800
BSR	8,720.00		
APF	76.70		

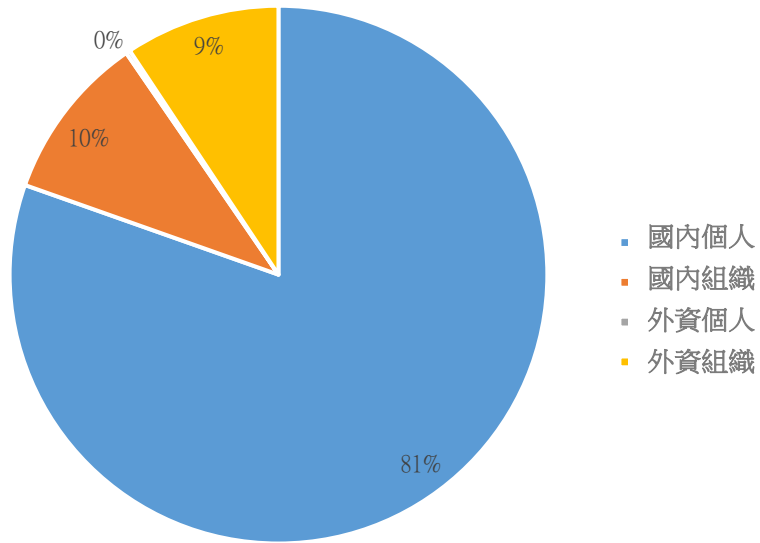
UPCoM 自營交易最大前名





We Create **Fortune**

越南證券市場投資人類別統計

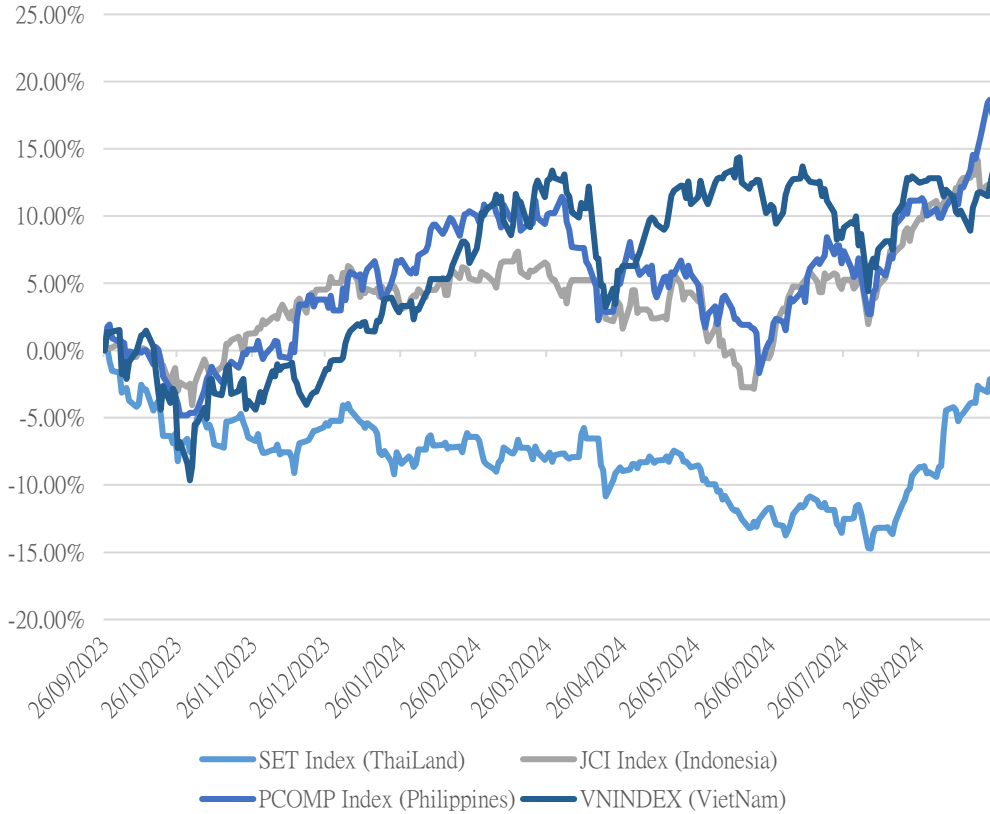


資料源: FiinPro - YSVN



We Create Fortune

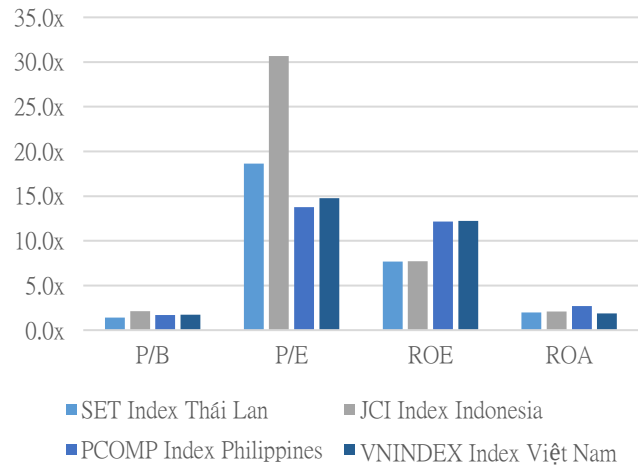
東南亞主要市場走勢比較



東南亞主要市場數據

		Thailand	Indonesia	Philippines	Vietnam
P/B		1.4x	2.1x	1.7x	1.7x
P/E		18.6x	30.7x	13.8x	14.8x
ROE	%	7.69	7.71	12.14	12.22
ROA	%	2.00	2.07	2.68	1.89
Vốn hóa	Tỷ USD	553.42	852.64	179.87	214.84
GTGD	Triệu USD	1.83	1.14	0.11	0.83
LS cổ tức	%	3.27	3.10	2.56	1.79

源: Bloomberg & YSVN





We Create **Fortune**

元大證券（越南）公司

個人客戶分析部

Nguyễn Th ệ Minh
研究分析經理
+84 28 3622 6868 ext 3826
minh.nguyen@yuanta.com.vn

Lý Thị Hi ệ n
研究分析主管
+84 28 3622 6868 ext 3908
hien.ly@yuanta.com.vn

Quách Đức Khánh
研究分析副主管
+84 28 3622 6868 ext 3833
khanh.quach@yuanta.com.vn

Khổng Hữu Hiệp
高級分析專員
+84 28 3622 6868 ext 3912
hiiep.khong@yuanta.com.vn

Nguyễn Trịnh Ngọc Hồng
高級分析專員
+84 28 3622 6868 ext 3832
hong.nguyen@yuanta.com.vn

Phạm Tấn Phát
高級分析專員
+84 28 3622 6868 ext 3880
phat.pham@yuanta.com.vn

個人客戶業務部

Phạm Đắc Thành
北部營業中心經理
+84 28 3622 6868 ext 3416
thanh.pham@yuanta.com.vn

Võ Thị Thu Thủy
平陽分行經理
+84 28 3622 6868 ext 3505
thuy.vo@yuanta.com.vn

Lương Kỳ Ty
堤岸分行經理
+84 28 3622 6868 ext 3653
ty.luong@yuanta.com.vn

Bùi Quốc Phong
同奈分行經理
+84 28 3622 6868 ext 3701
phong.bui@yuanta.com.vn

Võ Đình Tuấn
峴港分行經理
+84 28 3622 6868 ext 3301
tuan.vo@yuanta.com.vn

Nguyễn Việt Quang
河內分行經理
+84 28 3622 6868 ext 3404
quang.nguyen@yuanta.com.vn

Đinh Thị Thu Cúc
頭頓分行經理
+84 28 3622 6868 ext 3203
cuc.dinh@yuanta.com.vn



We Create **Fortune**

Appendix A: Important Disclosures

Analyst Certification

Each research analyst primarily responsible for the content of this research report, in whole or in part, certifies that with respect to each security or issuer that the analyst covered in this report: (1) all of the views expressed accurately reflect his or her personal views about those securities or issuers; and (2) no part of his or her compensation was, is, or will be, directly or indirectly, related to the specific recommendations or views expressed by that research analyst in the research report.

Ratings Definitions

BUY: We have a positive outlook on the stock based on our expected absolute or relative return over the investment period. Our thesis is based on our analysis of the company's outlook, financial performance, catalysts, valuation and risk profile. We recommend investors add to their position.

HOLD-Outperform: In our view, the stock's fundamentals are relatively more attractive than peers at the current price. Our thesis is based on our analysis of the company's outlook, financial performance, catalysts, valuation and risk profile.

HOLD-Underperform: In our view, the stock's fundamentals are relatively less attractive than peers at the current price. Our thesis is based on our analysis of the company's outlook, financial performance, catalysts, valuation and risk profile.

SELL: We have a negative outlook on the stock based on our expected absolute or relative return over the investment period. Our thesis is based on our analysis of the company's outlook, financial performance, catalysts, valuation and risk profile. We recommend investors reduce their position.

Under Review: We actively follow the company, although our estimates, rating and target price are under review.

Restricted: The rating and target price have been suspended temporarily to comply with applicable regulations and/or Yuanta policies.

Note: Yuanta research coverage with a Target Price is based on an investment period of 12 months. Greater China Discovery Series coverage does not have a formal 12 month Target Price and the recommendation is based on an investment period specified by the analyst in the report.

Global Disclaimer

© 2018 Yuanta. All rights reserved. The information in this report has been compiled from sources we believe to be reliable, but we do not hold ourselves responsible for its completeness or accuracy. It is not an offer to sell or solicitation of an offer to buy any securities. All opinions and estimates included in this report constitute our judgment as of this date and are subject to change without notice.

This report provides general information only. Neither the information nor any opinion expressed herein constitutes an offer or invitation to make an offer to buy or sell securities or other investments. This material is prepared for general circulation to clients and is not intended to provide tailored investment advice and does not take into account the individual financial situation and objectives of any specific person who may receive this report. Investors should seek financial advice regarding the appropriateness of investing in any securities, investments or investment strategies discussed or recommended in this report. The information contained in this report has been compiled from sources believed to be reliable but no representation or warranty, express or implied, is made as to its accuracy, completeness or correctness. This report is not (and should not be construed as) a solicitation to act as securities broker or dealer in any jurisdiction by any person or company that is not legally permitted to carry on such business in that jurisdiction.

Yuanta research is distributed in the United States only to Major U.S. Institutional Investors (as defined in Rule 15a-6 under the Securities Exchange Act of 1934, as amended and SEC staff interpretations thereof). All transactions by a US person in the securities mentioned in this report must be effected through a registered broker-dealer under Section 15 of the Securities Exchange Act of 1934, as amended. Yuanta research is distributed in Taiwan by Yuanta Securities Investment Consulting. Yuanta research is distributed in Hong Kong by Yuanta Securities (Hong Kong) Co. Limited, which is licensed in Hong Kong by the Securities and Futures Commission for regulated activities, including Type 4 regulated activity (advising on securities). In Hong Kong, this research report may not be redistributed, retransmitted or disclosed, in whole or in part or and any form or manner, without the express written